



# Tanzania Refugee Population Update

as of 31 December 2024

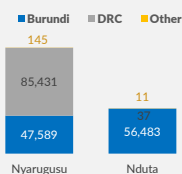


The UN Refugee Agency

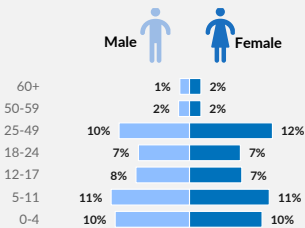
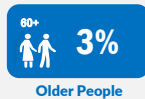
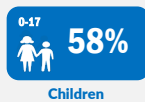
## Key Figures



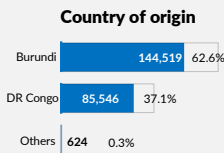
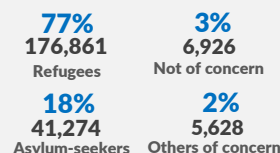
### Camp-based population by country of origin



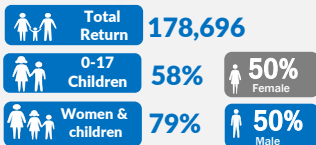
## Age and Gender



\*\*The age distribution % above represent only Nduta, Nyarugusu, and Dar es Salaam



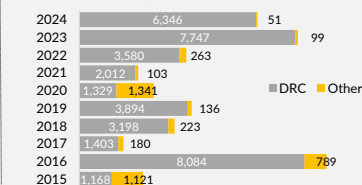
### Voluntary return of Burundian refugees, 2017-24



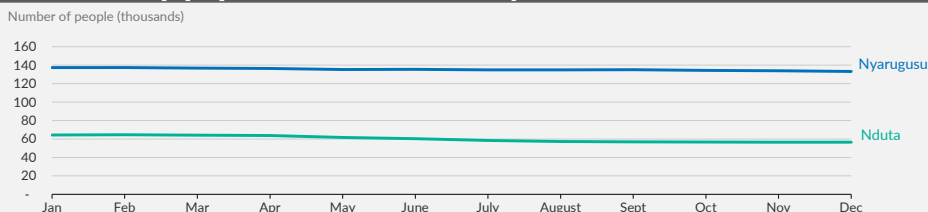
### Local integration

**162,000** former Burundian refugees (1972) granted citizenship by the Government of Tanzania.

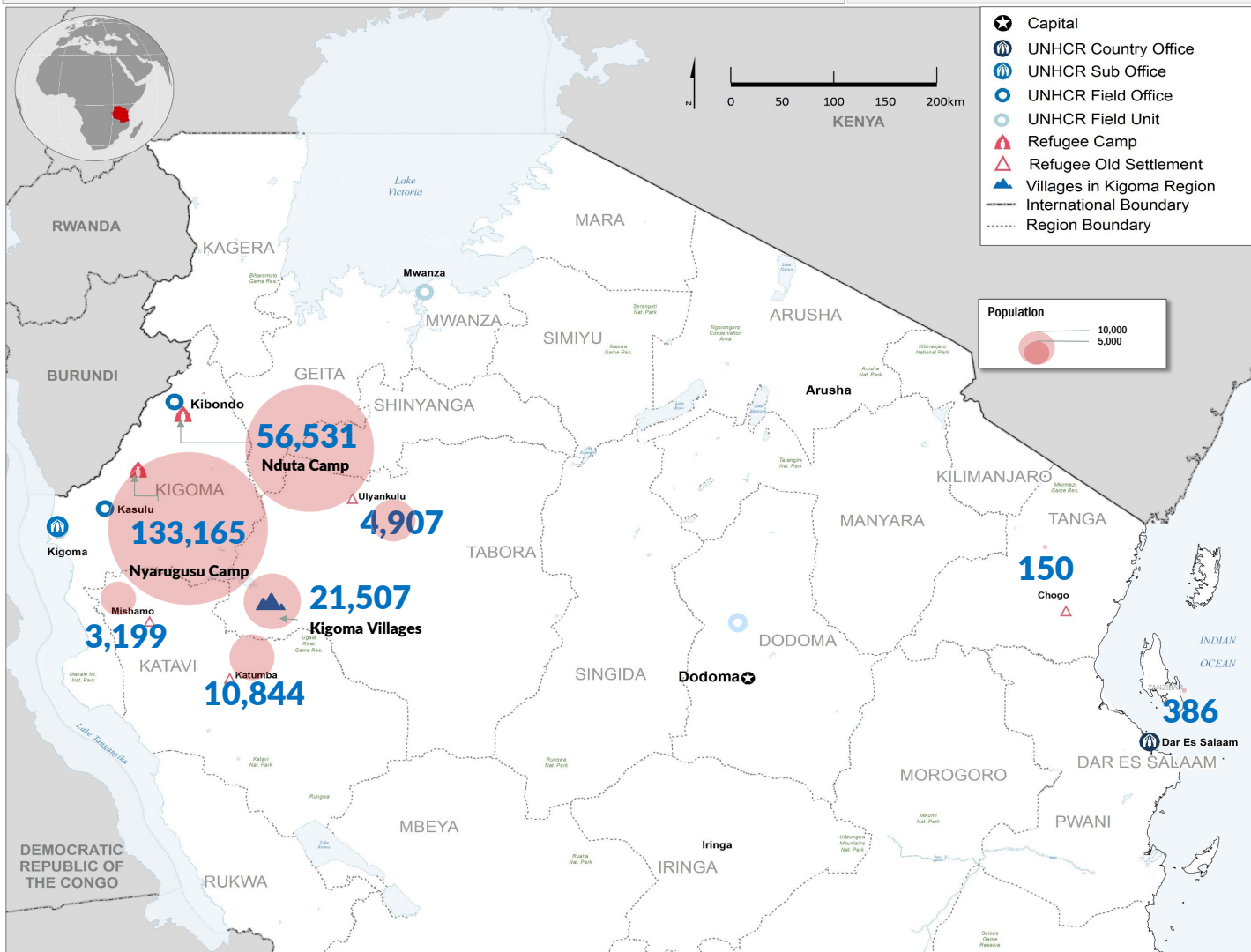
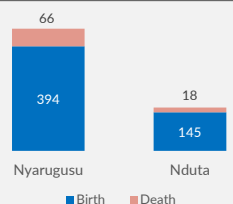
### Resettlement departures by CoO, 2015 - 24



## Camp population trend: January 2024 - December 2024



## Births vs Deaths



The boundaries and names shown and the designations used on this map do not imply official endorsement or acceptance by the United Nations. Sources: Boundaries: UNCS; Background: USGS; Data: Government of Tanzania, UNHCR. For more information, please contact: MALLYA@unhcr.org or visit: https://data.unhcr.org/en/situations/burundi/location