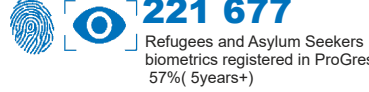



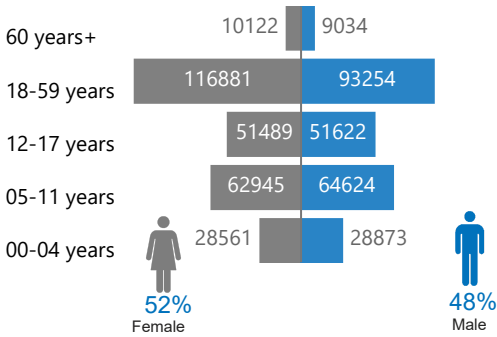
Registered Refugees and Asylum-Seekers in DRC



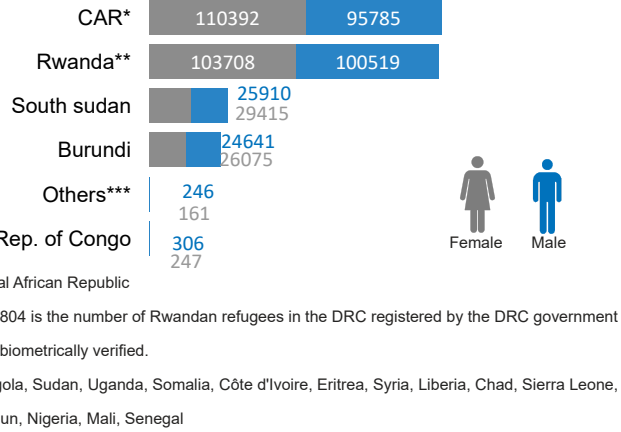
Situation Overview

The refugee population in the DRC decrease from **519,239** to **517,405** compared to November, a downward variation of 0.35% mainly due to the repatriation to their countries of origin of Central African refugees (786), Rwandans (186) and Burundians (600). The number of asylum seekers increased by **1049** due to the reactivation of people during the continuous registration exercise. **462** people were resettled in 2024, while 129 Congolese (ex refugees) were repatriated to the DRC during the month.

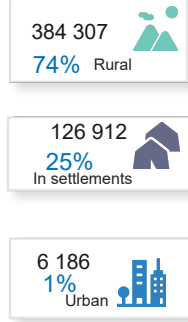
Age and Gender of Refugee Population



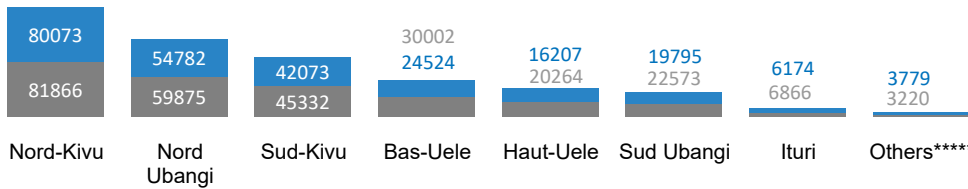
Refugee Population by Country of Origin



Réfugiee by type of location



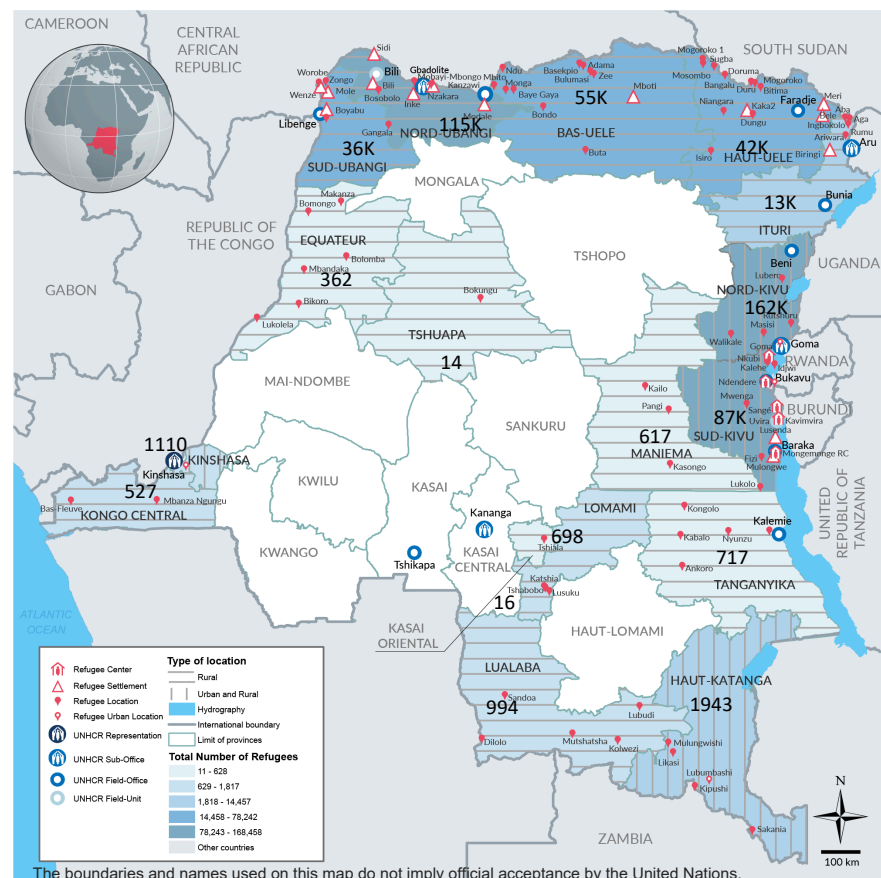
Refugee Population by Province in DRC



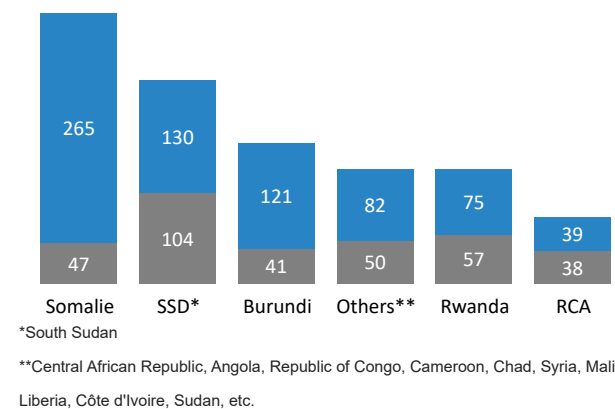
Male Female

*****:Haut-Katanga (1943), Kinshasa (1110), Lualaba (994), Lomami 698), Kongo-Central (527), Maniema (617), Tanganyika (717), Equateur (362), Tshuapa (14) et Kasai-Oriental(16).

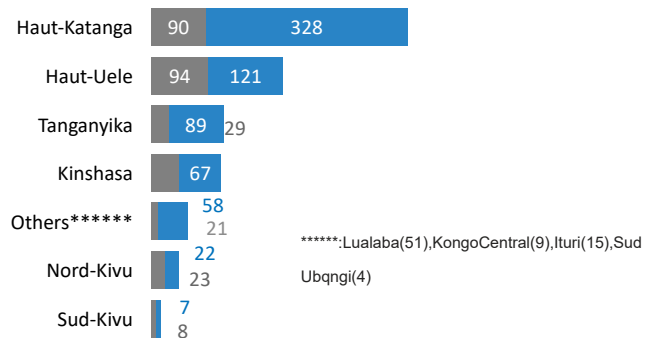
Location of refugee population in DRC



Asylum Seekers Population by Country of Origin



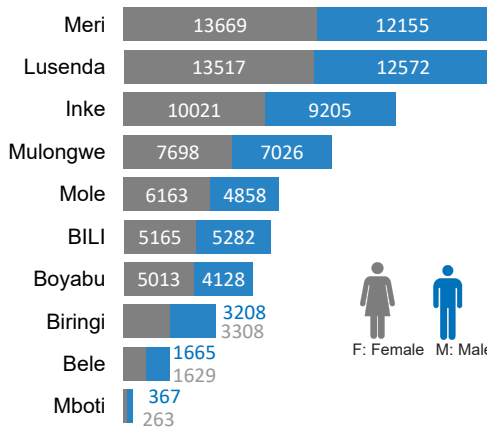
Asylum Seekers Population by Province in DRC



1 Refugees and asylum seekers aged 5 years and over, representing 55% of the total population.

Refugees and Asylum Seekers in RDC

Refugees in settlement




Refugees in the development pole

Location	F	M	Total
Modale	3513	3038	6551
Nzakara	4805	3929	8734
sidi	2129	2042	4171
wenze	2504	1759	4263
Total	12951	10768	23719

Urban refugees

Location	F	M	Total
Bukavu	677	623	1300
Goma	1095	970	2065
Kinshasa	553	557	1110
Lubumbashi	792	919	1711
Total	3117	3069	6186



Repatriation situation in the DRC at 31 December 2024

Number of refugees repatriated(OUT) from the DRC

Country of origin	2019	2020	2021	2022	2023	2024
South Sudan	0	0	0	3	0	0
Rep. of Congo	3	5	0	0	1	0
Burundi	101	1943	7296	3474	4517	2183
Rwanda	2136	922	1920	2451	1924	1512
RCA	3137	2061	5021	3350	2328	9203
Total	5377	4931	14237	9278	8770	12898

Repatriation(IN) refugees to DRC

Country of origin	Total
RSA	247
Zambie	169
Angola	126
SW	11
Nigeria	4
Burundi	3
ICO	1
Lesotho	1
Mauritius Island	1
Total	563

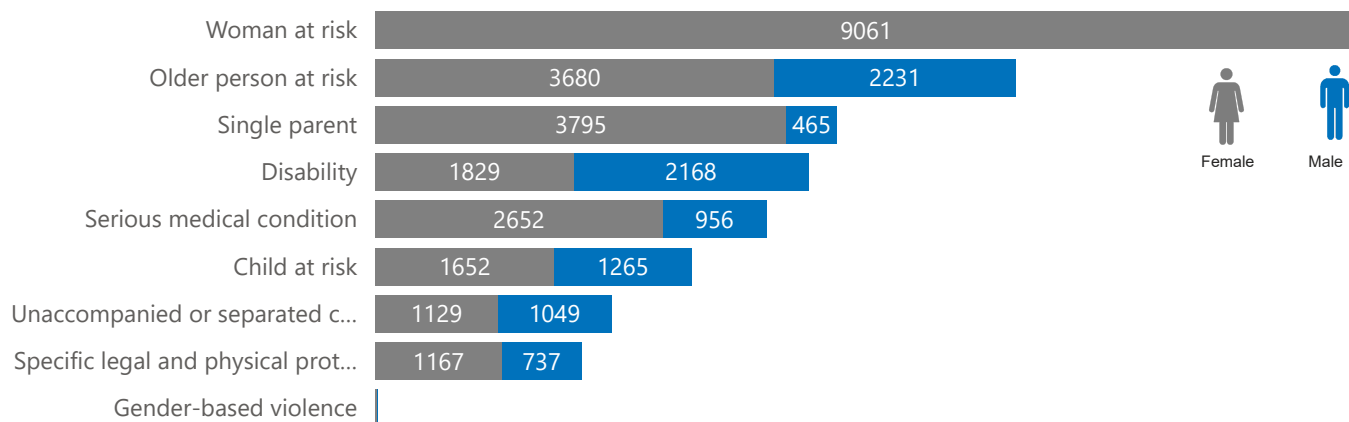
RSA: South africa , RCA: central African Republic , USA: United States , COB: Rép.of Congo, SSD: South Sudan, RDC: Rép.Democratic of Congo, ICO: Cote d'ivoire , SW: Swaziland

21 Congolese from the DRC from mixed families were resettled on 2024

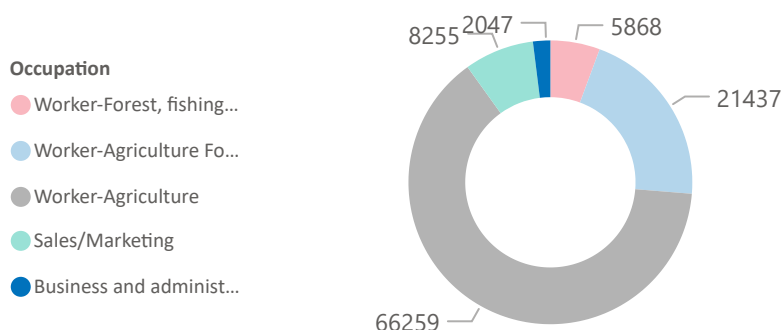
Situation of resettlement 2024

Nationality/resettlement country	#Ind.Reinstalled	Indsubmit
RCA	20	63
USA	20	63
Burundi	55	21
USA	52	18
CANADA	3	3
SSD	5	16
SUD	0	3
SYR	0	2
COB	349	0
USA	349	0
ERT	3	0
RWA	9	0
Total	441	105

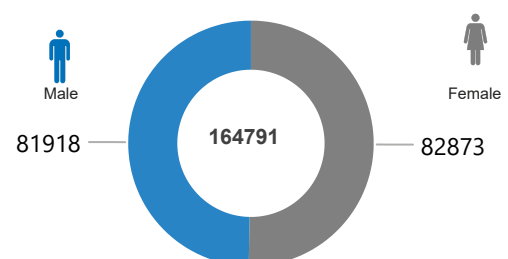
A) Person with specific needs



B) Top 5 Occupation



C) Situation of refugee children of school age(6-17years)



Key figures on refugees and asylum seekers in the DRC

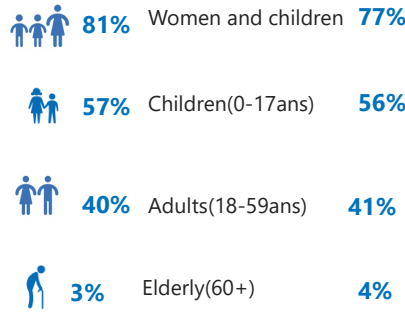
Registration

518 454
Registered on individual basis
523 365 refugees | 1155 Asylum seekers

10450
Refugees and asylum seekers
registered on 2024

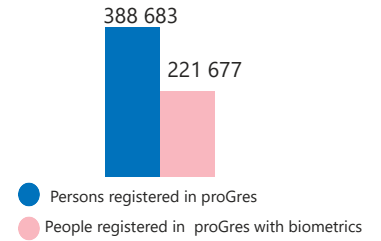
392007
Refugees and asylum seekers
registered in proGres

Refugees Asylum seekers

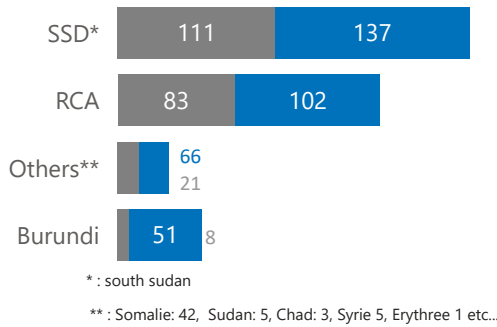


221 677


Refugees and asylum seekers aged 5+ years
registered in proGres with biometrics in
2024



New arrivals by country of origin



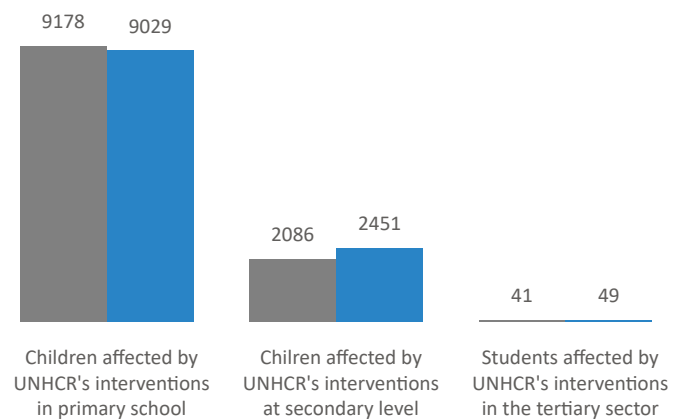
Registration trend by new arrival during the year



Documentation (issued by the Government):

- All individuals registered in ProGres have at least one protection document, **388683** persons.
- **129804** Rwandan refugees not yet registered in ProGres without any document protection.
- **3499** children born in 2024; **1266** received birth certificate with help of government.
- **30105** Persons with refugees card.

Forcibly displaced people enrolled in the national education system(2023 national report)



Population Trend by year(2019 - 2024)

