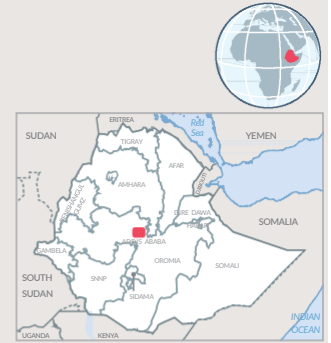
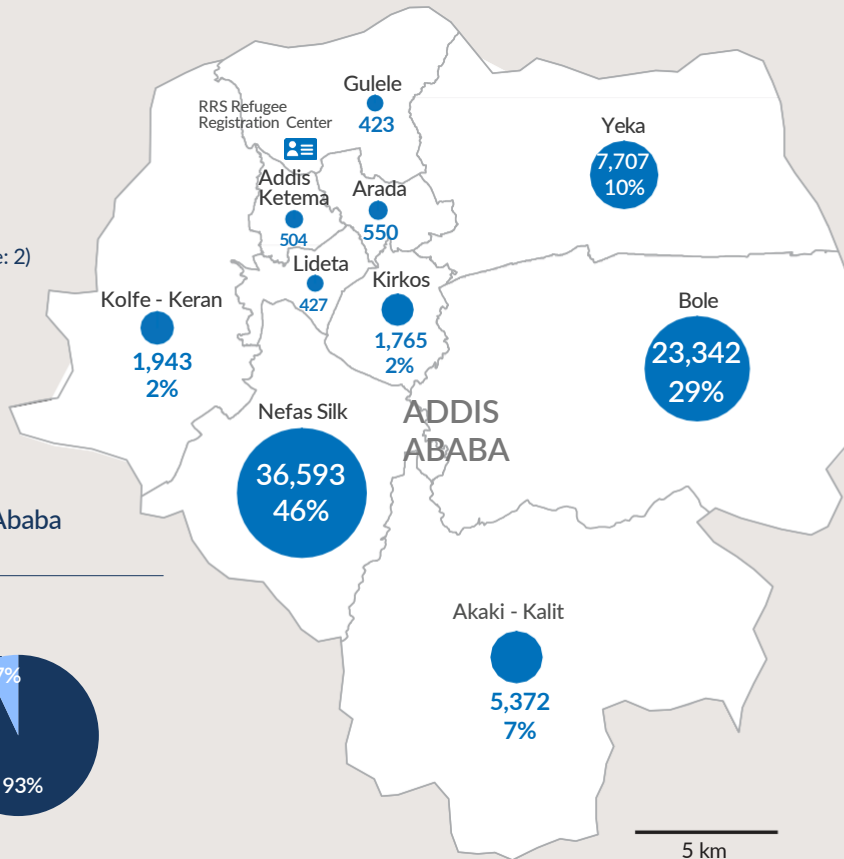


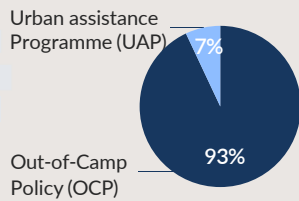


79,253
Individuals

46,765
Households
(average household size: 2)



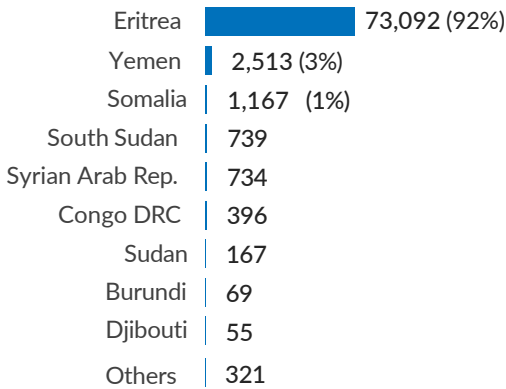
Refugees in Addis Ababa by category



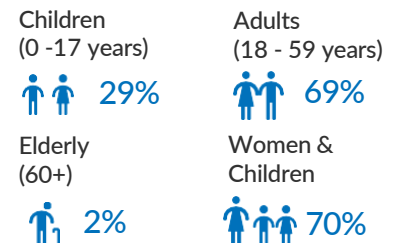
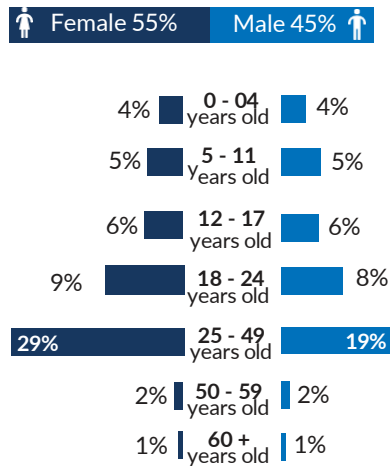
- Refugee population by Sub City
- Refugee Registration center
- Administrative boundary (Level 1)
- Sub City boundary

Country of origin

Refugees residing in Addis Ababa come from 28 different countries



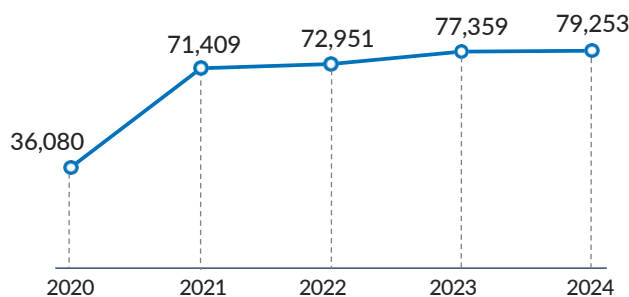
Age-gender breakdown



Head of Household



Urban population trends | Dec 2020 - Dec 2024



The refugee population in Addis Ababa doubled in December 2021, mainly due to self-relocation movements of Eritrean refugees from Tigray region.

Persons with specific needs

	F	M	Total
Woman at risk	12,155		12,155
Single parent	3,107	76	3,183
Child at risk	1,380	1,519	2,899
Unaccompanied or separated child	1,453	1,511	2,964
Person with disability	409	690	1,099
Serious medical condition	1,332	1,181	2,513