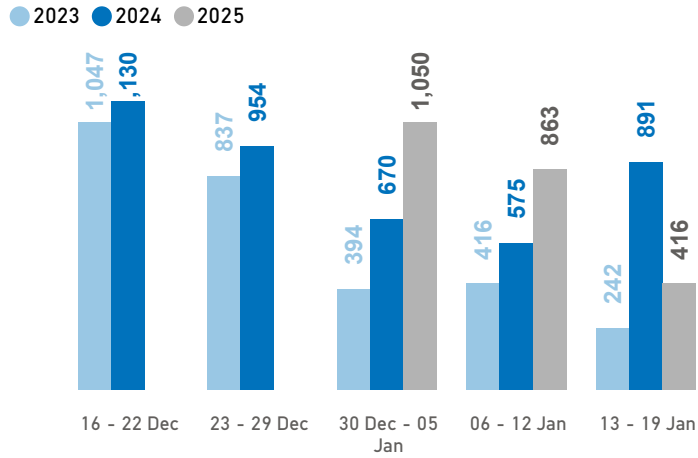


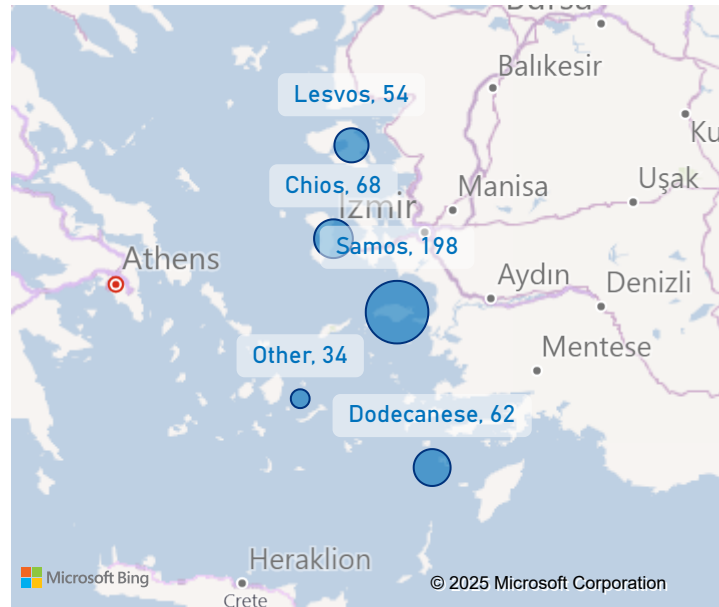
Aegean Islands Weekly Snapshot

Sea arrivals

This week, the Aegean islands saw 416 arrivals, a decrease from last week's 863. The average of the daily arrivals on the Aegean islands for this week is 59.



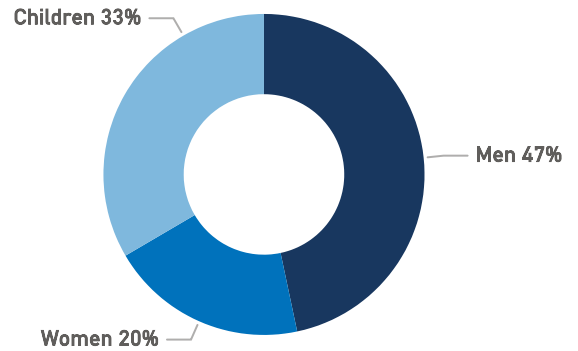
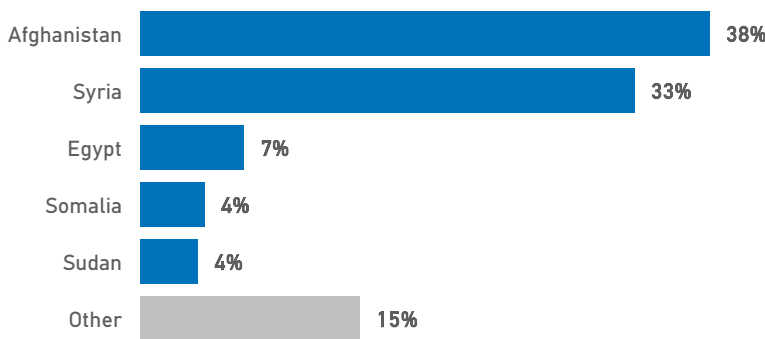
Entry Points



Population in the CCACs

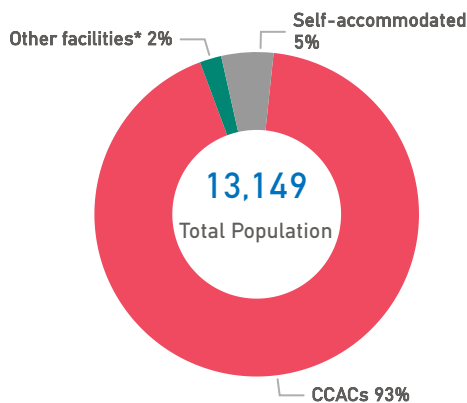
Currently, 12,183 refugees and migrants reside in the Closed Controlled Access Center(s).

Most of them are from Afghanistan (38%), Syria (33%) and Egypt (7%). Men account for 47% of the population, women for 20% and children for 33%.



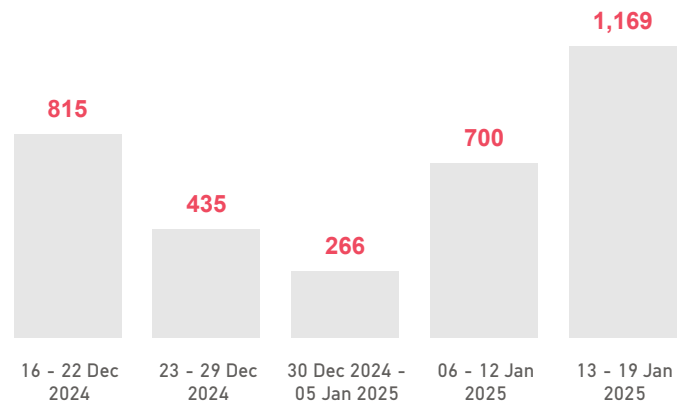
Population on the Islands

There are 13,149 refugees and migrants on the Aegean islands. Out of this total, 12,183 reside at the CCACs and 284 are hosted in other facilities. UNHCR estimates that there are also 682 self-accommodated in the islands.



Departures

This week, 1,169 refugees and migrants departed from the Aegean islands to the mainland.



Published on 21/01/2025

more information: [UNHCR Operational Portal - Greece](#)

*Other facilities include shelters for unaccompanied children, detention facilities, etc.

Refugees and migrants includes asylum-seekers, beneficiaries of international protection and people out of the asylum procedure.

Departures to the mainland mainly include: i) transfers in the context of IOM Assisted Voluntary Return and Reintegration programme, ii) transfers of unaccompanied children to State-run facilities, iii) organized transfers supported by the government, including controlled facilities for temporary accommodation of asylum-seekers in the mainland/sites, and iv) those who depart on their own means.

Data Sources: Population data - Partial Data from the Government and other sources; Arrivals/Departures - Hellenic Police, Hellenic Coastguard

Figures are subject to future adjustment based on consolidated figures provided by the authorities. Percentages may not add up to 100 due to rounding and slightly differ between the text and graphs.

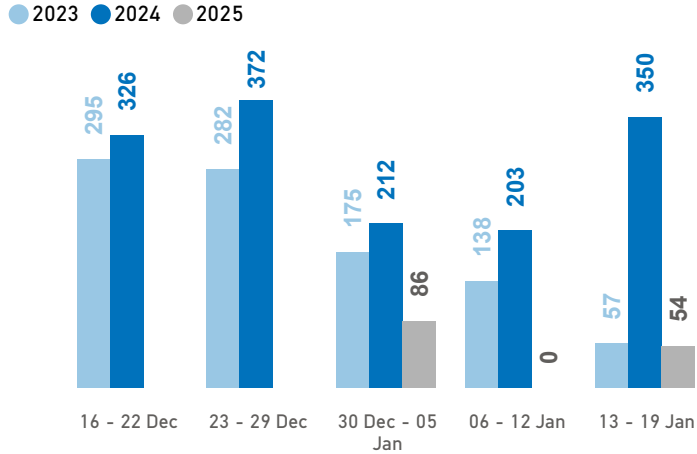
The boundaries, the names shown and the designations used on the map do not imply official endorsement or acceptance by the United Nations.

Lesvos Weekly Snapshot

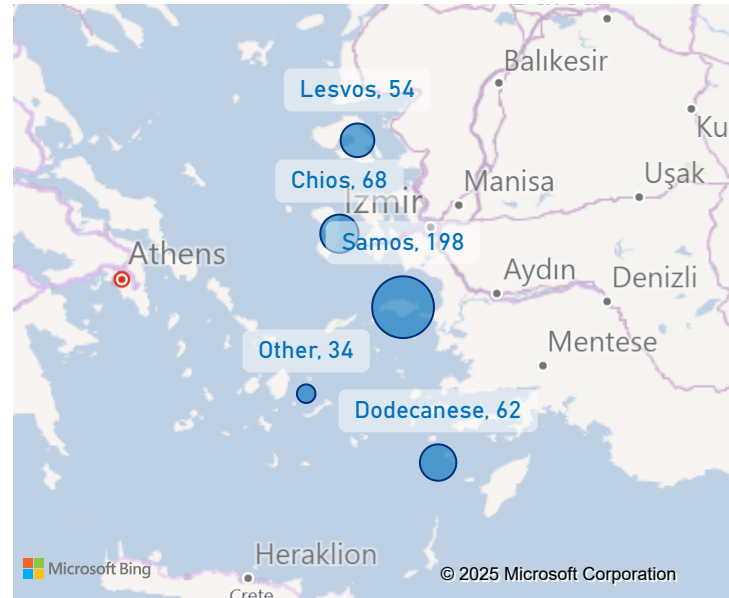
Sea arrivals

This week, Lesvos saw 54 arrivals, an increase from last week's 0.

The average of the daily arrivals on Lesvos for this week is 8.



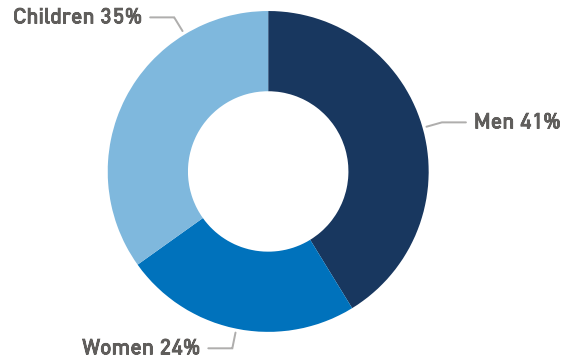
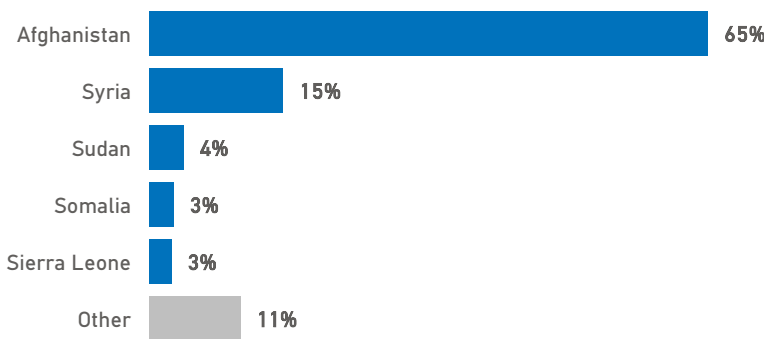
Entry Points



Population in the CCAC

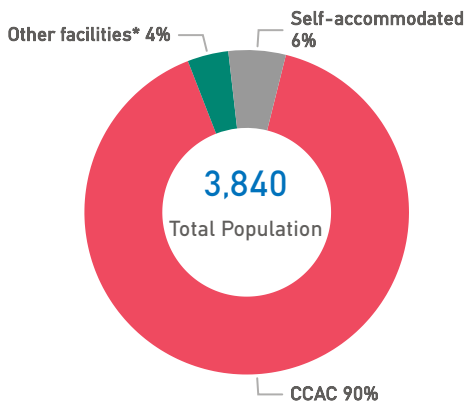
Currently, 3,464 refugees and migrants reside in the Closed Controlled Access Center.

Most of them are from Afghanistan (65%), Syria (15%) and Sudan (4%). Men account for 41% of the population, women for 24% and children for 35%.



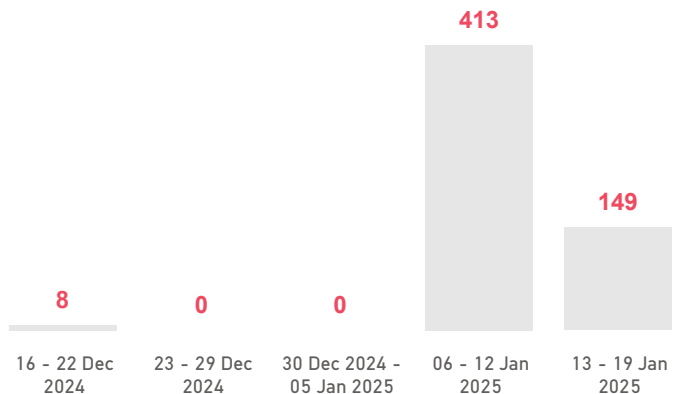
Population on the Island

There are 3,840 refugees and migrants on Lesvos. Out of this total, 3,464 reside at the CCAC and 157 are hosted in other facilities. UNHCR identified 219 self-accommodated refugees in the island up to this date.



Departures

This week, 149 refugees and migrants departed from Lesvos to the mainland.



Published on 21/01/2025

more information: [UNHCR Operational Portal - Greece](#)

*Other facilities include shelters for unaccompanied children, detention facilities, etc.

Refugees and migrants includes asylum-seekers, beneficiaries of international protection and people out of the asylum procedure.

Departures to the mainland mainly include: i) transfers in the context of IOM Assisted Voluntary Return and Reintegration programme, ii) transfers of unaccompanied children to State-run facilities, iii) organized transfers supported by the government, including controlled facilities for temporary accommodation of asylum-seekers in the mainland/sites, and iv) those who depart on their own means.

Data Sources: Population data - Partial Data from the Government and other sources; Arrivals/Departures - Hellenic Police, Hellenic Coastguard

Figures are subject to future adjustment based on consolidated figures provided by the authorities. Percentages may not add up to 100 due to rounding and slightly differ between the text and graphs.

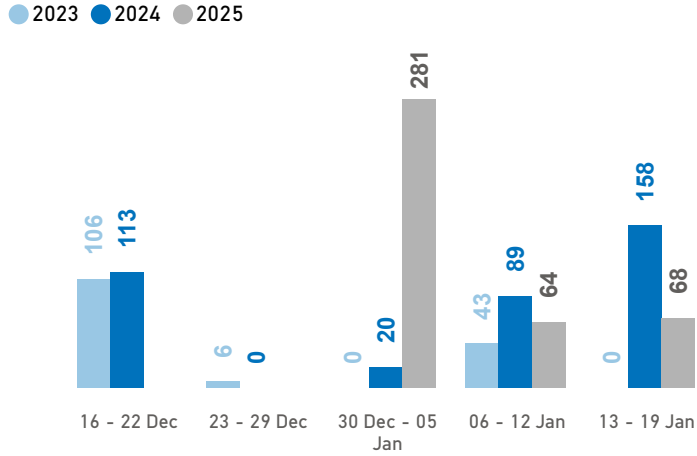
The boundaries, the names shown and the designations used on the map do not imply official endorsement or acceptance by the United Nations.

Chios Island Weekly Snapshot

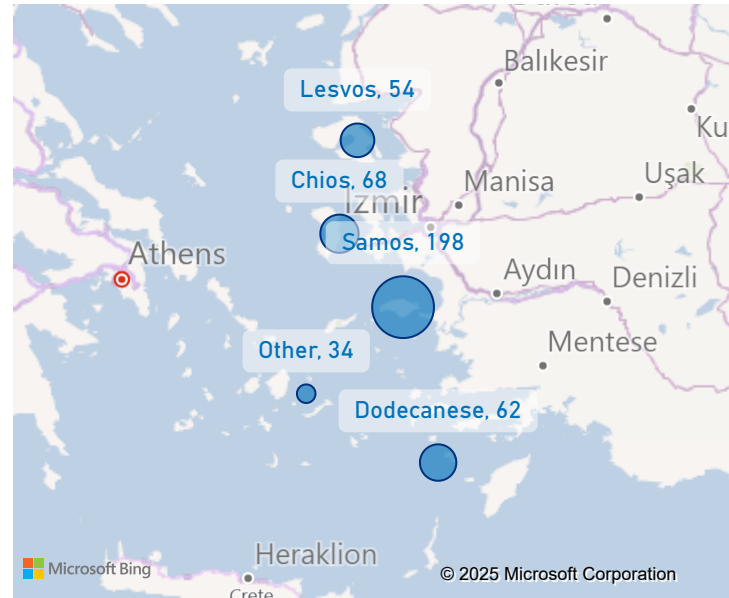
Sea arrivals

This week, Chios island saw 68 arrivals, an increase from last week's 64.

The average of the daily arrivals on Chios island for this week is 10.



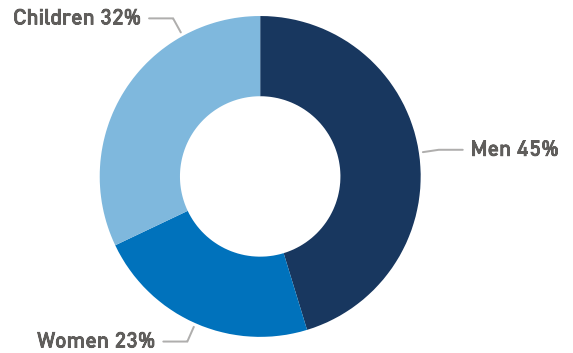
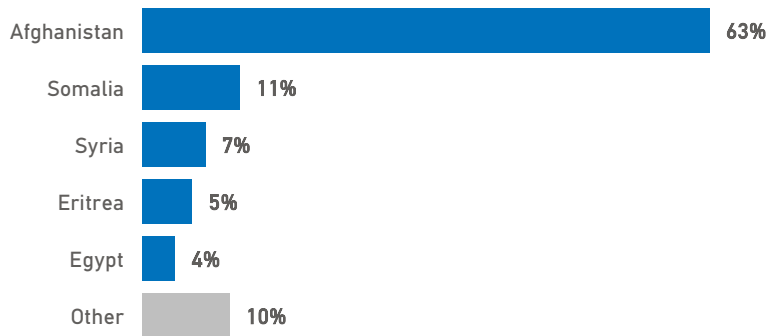
Entry Points



Population in the CCAC

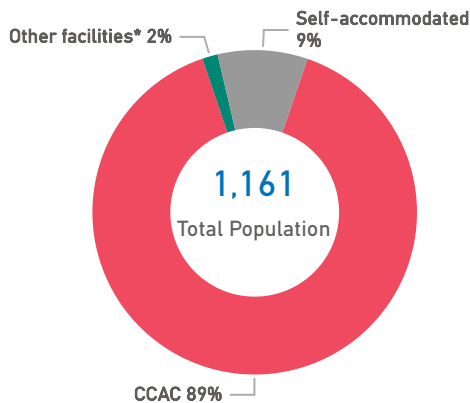
Currently, 1,039 refugees and migrants reside in the Closed Controlled Access Center.

Most of them are from Afghanistan (63%), Somalia (11%) and Syria (7%). Men account for 45% of the population, women for 23% and children for 32%.



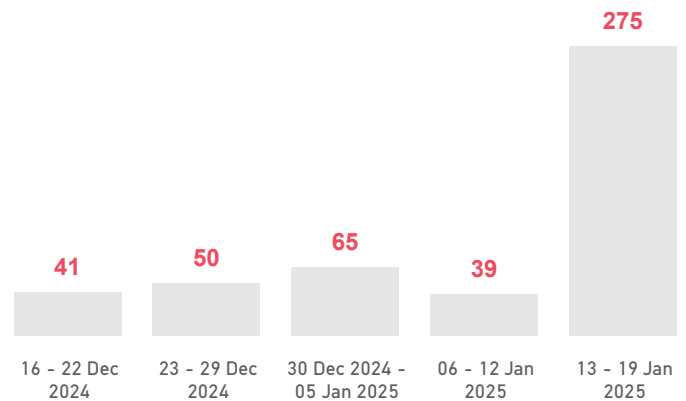
Population on the Island

There are 1,161 refugees and migrants on Chios island. Out of this total, 1,039 reside at the CCAC and 18 are hosted in other facilities. UNHCR estimates that there are also 104 self-accommodated in the island.



Departures

This week, 275 refugees and migrants departed from Chios island to the mainland



Published on 21/01/2025

more information: [UNHCR Operational Portal - Greece](#)

*Other facilities include shelters for unaccompanied children, detention facilities, etc.

Refugees and migrants includes asylum-seekers, beneficiaries of international protection and people out of the asylum procedure.

Departures to the mainland mainly include: i) transfers in the context of IOM Assisted Voluntary Return and Reintegration programme, ii) transfers of unaccompanied children to State-run facilities, iii) organized transfers supported by the government, including controlled facilities for temporary accommodation of asylum-seekers in the mainland/sites, and iv) those who depart on their own means.

Data Sources: Population data - Partial Data from the Government and other sources; Arrivals/Departures - Hellenic Police, Hellenic Coastguard

Figures are subject to future adjustment based on consolidated figures provided by the authorities. Percentages may not add up to 100 due to rounding and slightly differ between the text and graphs.

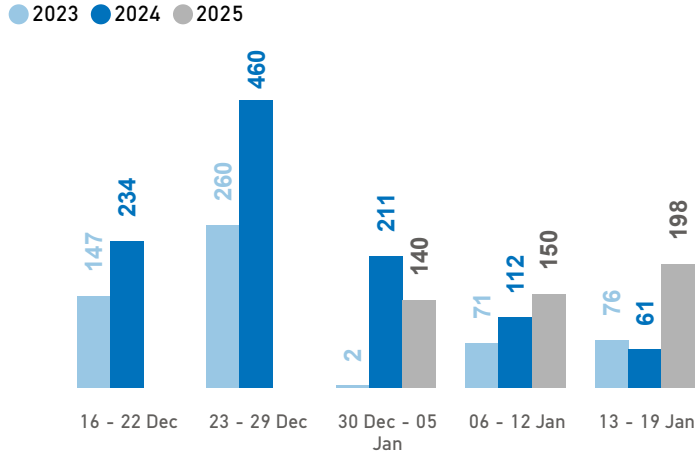
The boundaries, the names shown and the designations used on the map do not imply official endorsement or acceptance by the United Nations.

Samos Island Weekly Snapshot

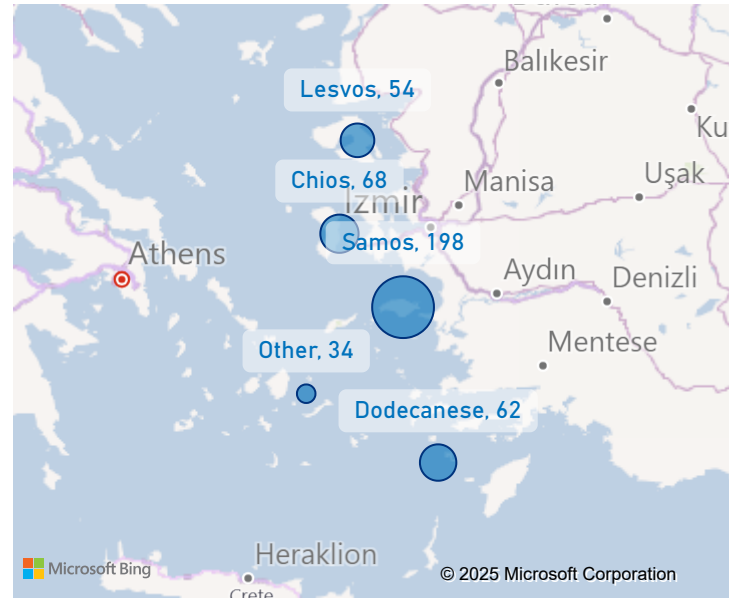
Sea arrivals

This week, Samos island saw 198 arrivals, an increase from last week's 150.

The average of the daily arrivals on Samos island for this week is 28.



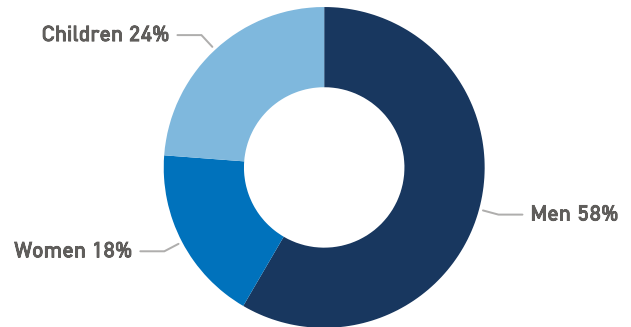
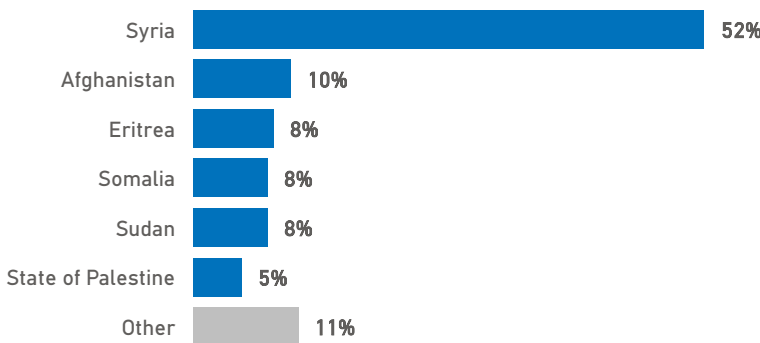
Entry Points



Population in the CCAC

Currently, 4,353 refugees and migrants reside in the Closed Controlled Access Center.

Most of the registered population are from Syria (52%), Afghanistan (10%) and Eritrea (8%). Men account for 58% of the population, women for 18% and children for 24%.



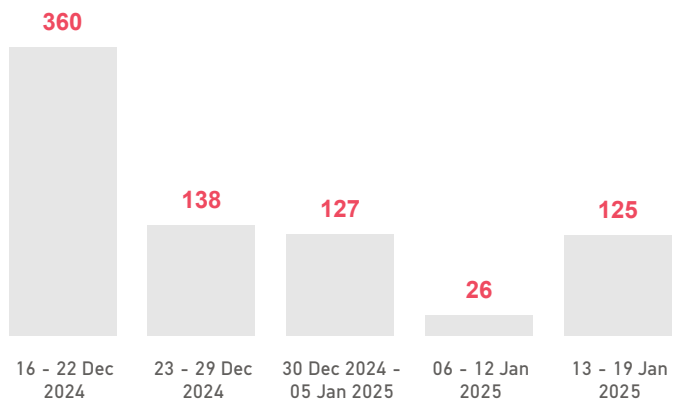
Population on the Island

There are 4,384 refugees and migrants on Samos island. Out of this total, the 4,353 reside at the CCAC and 12 are hosted in other facilities. UNHCR estimates that there are also 19 self-accommodated in the island.



Departures

This week, 125 refugees and migrants departed from Samos island to the mainland.



Published on 21/01/2025

more information: [UNHCR Operational Portal - Greece](#)

*Other facilities include shelters for unaccompanied children, detention facilities, etc.

Refugees and migrants includes asylum-seekers, beneficiaries of international protection and people out of the asylum procedure.

Departures to the mainland mainly include: i) transfers in the context of IOM Assisted Voluntary Return and Reintegration programme, ii) transfers of unaccompanied children to State-run facilities, iii) organized transfers supported by the government, including controlled facilities for temporary accommodation of asylum-seekers in the mainland/sites, and iv) those who depart on their own means.

Data Sources: Population data - Partial Data from the Government and other sources; Arrivals/Departures - Hellenic Police, Hellenic Coastguard

Figures are subject to future adjustment based on consolidated figures provided by the authorities. Percentages may not add up to 100 due to rounding and slightly differ between the text and graphs.

The boundaries, the names shown and the designations used on the map do not imply official endorsement or acceptance by the United Nations.

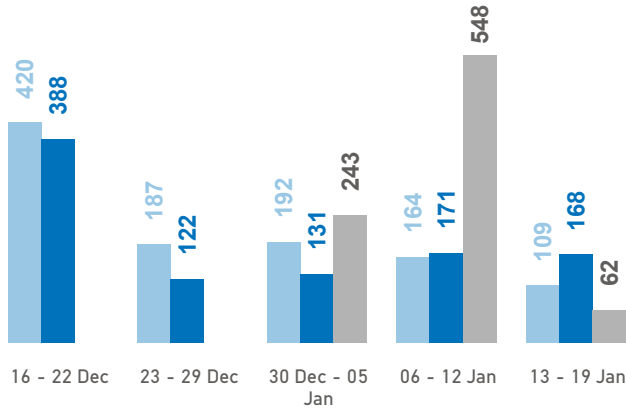
Dodecanese Islands Weekly Snapshot

Sea arrivals

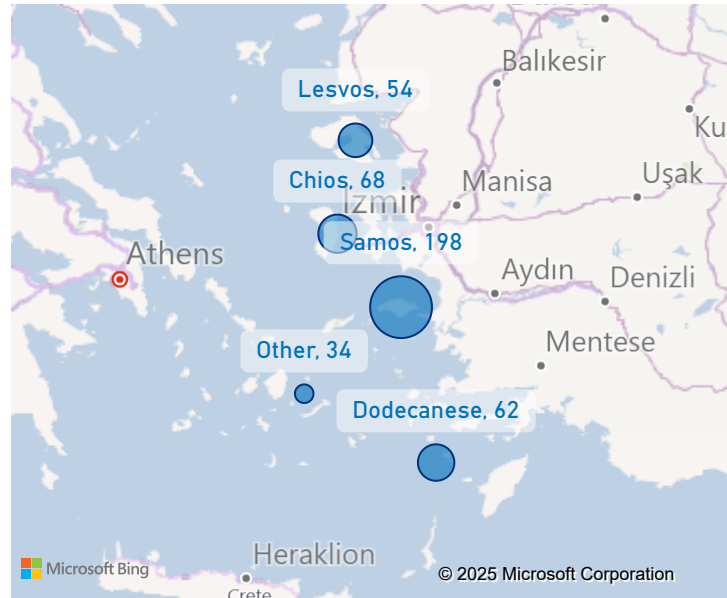
This week, the Dodecanese islands saw 62 arrivals, a decrease from last week's 548.

The average of the daily arrivals on the Dodecanese islands for this week is 9.

● 2023 ● 2024 ● 2025



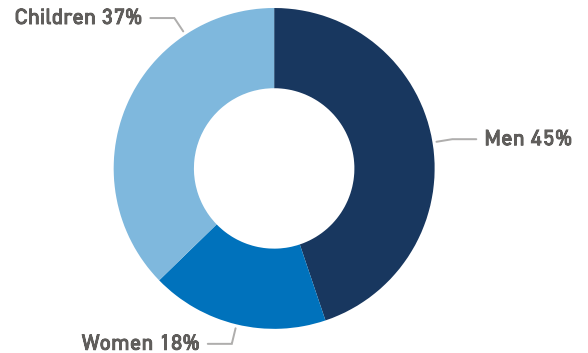
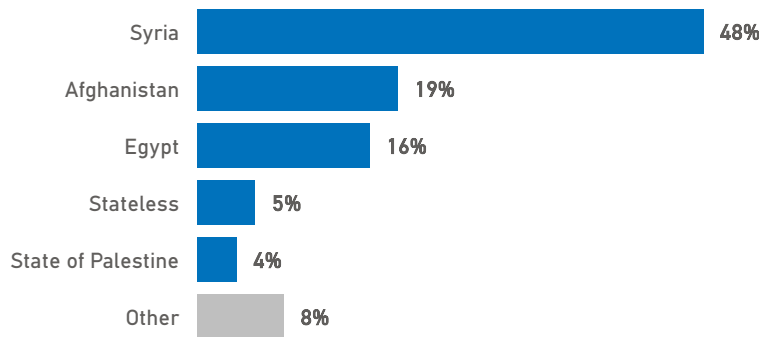
Entry Points



Population in Kos CCAC and Leros CCAC

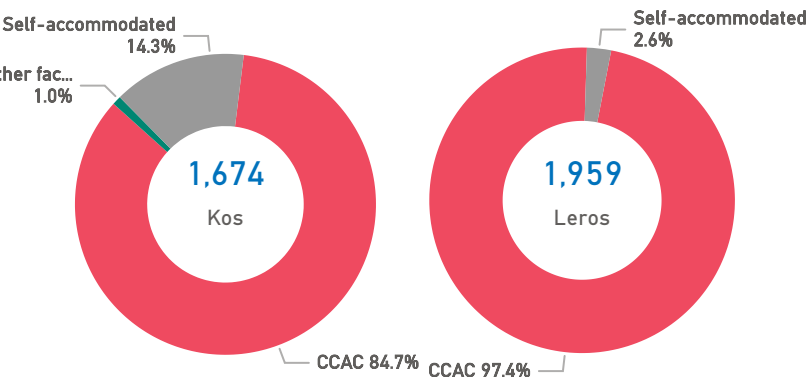
Currently, 3,327 refugees and migrants reside in Kos CCAC and Leros CCAC.

Most of them are from Syria (48%), Afghanistan (19%) and Egypt (16%). Men account for 45% of the population, women for 18% and children for 37%.




Population on the Dodecanese Islands

There are 3,633 refugees and migrants on the Dodecanese islands. Out of this total, 1,418 reside at the CCAC in Kos, and 1,909 at the CCAC Leros. In Kos, an estimated 240 people are self-accommodated and an additional 16 are hosted in other facilities, while in Leros, an estimated 50 people are self-accommodated, with an additional 0 being hosted in other facilities.



Departures

This week, 620 refugees and migrants departed from the Dodecanese islands to the mainland.



Published on 21/01/2025

more information: [UNHCR Operational Portal - Greece](#)

*Other facilities include shelters for unaccompanied children, detention facilities, etc.

Refugees and migrants includes asylum-seekers, beneficiaries of international protection and people out of the asylum procedure.

Departures to the mainland mainly include: i) transfers in the context of IOM Assisted Voluntary Return and Reintegration programme, ii) transfers of unaccompanied children to State-run facilities, iii) organized transfers supported by the government, including controlled facilities for temporary accommodation of asylum-seekers in the mainland/sites, and iv) those who depart on their own means.

Data Sources: Population data - Partial Data from the Government and other sources; Arrivals/Departures - Hellenic Police, Hellenic Coastguard

Figures are subject to future adjustment based on consolidated figures provided by the authorities. Percentages may not add up to 100 due to rounding and slightly differ between the text and graphs.

The boundaries, the names shown and the designations used on the map do not imply official endorsement or acceptance by the United Nations.