
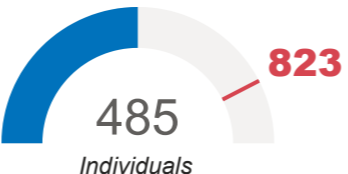
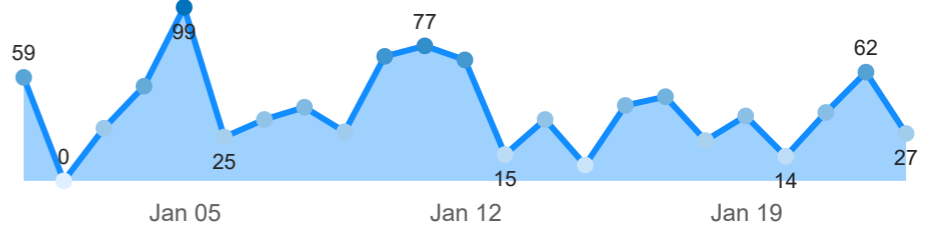








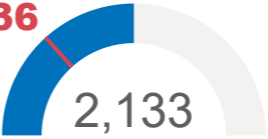
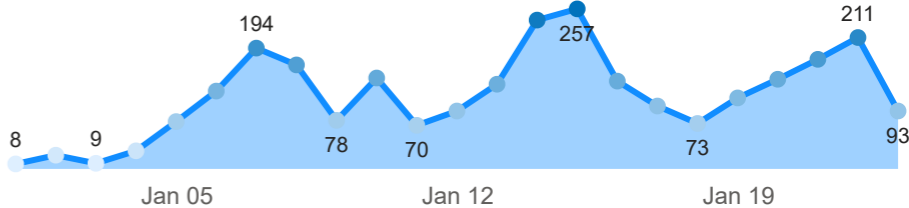








New arrivals	Occupancy	Daily new arrivals
 <p style="font-size: 24px; font-weight: bold; color: white;">941</p> <p style="color: white;">Arrivals since Jan 2025</p> <p style="font-size: 24px; font-weight: bold; color: white;">250</p> <p style="color: white;">Arrivals in the last reporting week</p>	<p style="font-size: 24px; font-weight: bold; color: white;">59%</p> <p style="color: white;">The center is operating within capacity, accomodating a population of</p> <p style="font-size: 24px; font-weight: bold; color: white;">485</p> <p style="color: white;">compared to its capacity of</p> <p style="font-size: 24px; font-weight: bold; color: white;">823</p> <p style="color: white;">individuals</p> 	 <p style="font-size: 12px;">59, 0, 99, 25, 77, 15, 62, 27</p> <p style="font-size: 10px;">Jan 05, Jan 12, Jan 19</p>

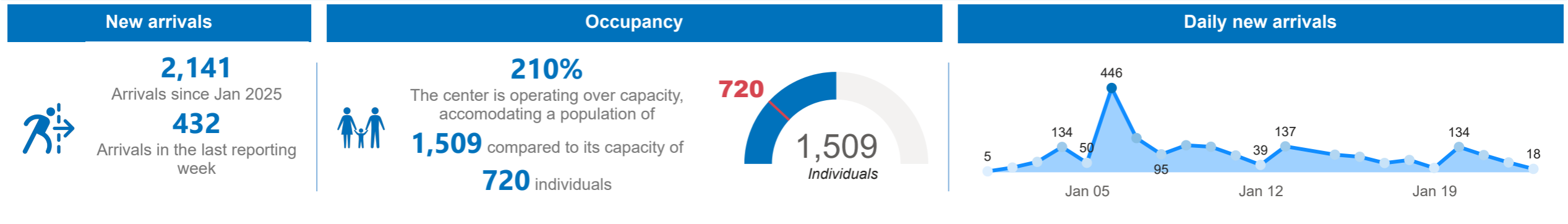
Sector	Indicator	Indicator Description / Standard	Target / Standard	Current status	What is being done - Comments	Status	
	Food	Food (Kilocalories/Person/Day)	2,100 kilo calories - The 2,100 kilocalories per person per day standard ensures basic energy and nutritional needs are met, typically provided through three balanced meals within the centres.	2100	2,100	New arrivals at this reception centre are receiving 3 hot meals a day.	●
	Health	% Of Arrivals Medically Screened	100 per cent	100	100	All individuals screened prior to registration. No outbreak detected.	●
		Crude Mortality Rate	1 death/10000/day	1	0	No death was reported during the week	●
		Measles Vaccine Coverage Rate	100 per cent	95	100	110 children were vaccinated against measles. There are adequate vaccines, vaccine supplies and commodities available.	●
		Skilled Birth Attendance	100 per cent	100	0	No delivery was registered	●
		Under Five Mortality Rate	2 deaths/10000/day	2	0	No death was reported during the week	●
	Nutrition	Global Acute Malnutrition	< 10%	10	3	The GAM rate is within the acceptable standards of less than 10% with 1 child found to be moderately malnourished	●
		Severe Acute Malnutrition Rate	< 2%	2	0	No child was found to be severely malnourished	●
	Protection	% Of Persons Individually Registered	100 per cent of the new arrivals should be registered in ProGres V4	100	0	There was no registration activities during the reporting week.	●
	Shelter	Accommodation Space	3.5 SQM/person (Has holding capacity of 1,136 individuals)	823	485	The transit centre is within capacity.	●
	WASH	Bathing Facilities	One facility per 50 people	10	64	No gap	●
		Health Promoters Per Refugees	One for 500	1	6	No gap	●
		Latrine Coverage	One latrine stance for 20 persons	24	73	No gap	●
		Water Coverage	Min of 15 litres/person/day	15	227	No gap	●

● Indicates that there's a gap ● Indicates that there's no gap

New arrivals	Occupancy	Daily new arrivals
 <p style="font-size: 24px; font-weight: bold; color: #0072bc;">2,702</p> <p>Arrivals since Jan 2025</p> <p style="font-size: 24px; font-weight: bold; color: #0072bc;">912</p> <p>Arrivals in the last reporting week</p>	 <p style="font-size: 24px; font-weight: bold; color: #0072bc;">188%</p> <p>The center is operating over capacity, accomodating a population of 2,133 compared to its capacity of 1,136 individuals</p> <div style="display: flex; align-items: center; justify-content: center;"> 1,136  2,133 <i>Individuals</i> </div>	 <p>Line chart showing daily new arrivals from Jan 05 to Jan 19. Data points: 8, 9, 194, 78, 70, 257, 73, 211, 93.</p>

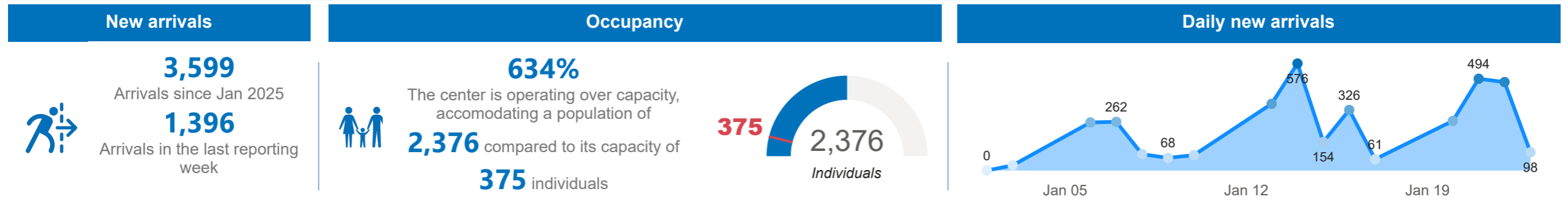
Sector	Indicator	Indicator Description / Standard	Target / Standard	Current status	What is being done - Comments	Status	
	Food	Food (Kilocalories/Person/Day)	2,100 kilo calories - The 2,100 kilocalories per person per day standard ensures basic energy and nutritional needs are met, typically provided through three balanced meals within the centres.	2100	2,100	New arrivals at this transit centre are receiving 3 hot meals a day.	●
	Health	% Of Arrivals Medically Screened	100 per cent	100	100	All individuals screened prior to registration. No outbreak detected.	●
		Crude Mortality Rate	1 death/10000/day	1	0	No death was reported during the week	●
		Measles Vaccine Coverage Rate	100 per cent	95	100	337 children were vaccinated against measles. There are adequate vaccines, vaccine supplies and commodities available.	●
		Skilled Birth Attendance	100 per cent	100	0	No delivery was registered	●
		Under Five Mortality Rate	2 deaths/10000/day	2	0	No death was reported during the week	●
	Nutrition	Global Acute Malnutrition	< 10%	10	9	12 children (11 moderate and 1 severe) were found to be malnourished out of 140 children assessed for malnutrition. Those identified have been enrolled on treatment and being monitored.	●
		Severe Acute Malnutrition Rate	< 2%	2	2	1 child was found to be severely malnourished. Pendular movements are affecting treatment schedules for patients enrolled in the nutrition program.	●
	Protection	% Of Persons Individually Registered	100 per cent of the new arrivals should be registered in ProGres V4	100	41	Registration activities resumed on 13 January 2025 and are gradually gaining momentum.	●
	Shelter	Accommodation Space	3.5 SQM/person (Has holding capacity of 823 individuals)	1136	2,133	The transit centre is at 188% occupancy capacity.	●
	WASH	Bathing Facilities	One facility per 50 people	43	23	There's a gap of 20 bathing facilities	●
		Health Promoters Per Refugees	One for 500	4	7	No gap	●
		Latrine Coverage	One latrine stance for 20 persons	107	26	There's a gap of 81 latrine stances	●
		Water Coverage	Min of 15 litres/person/day	15	52	No gap	●





● Indicates that there's a gap ● Indicates that there's no gap



Sector	Indicator	Indicator Description / Standard	Target / Standard	Current status	What is being done - Comments	Status
Food	Food (Kilocalories/Person/Day)	2,100 kilo calories - The 2,100 kilocalories per person per day standard ensures basic energy and nutritional needs are met, typically provided through three balanced meals within the centres.	2100	2,100	New arrivals at this transit centre are receiving 3 hot meals a day.	●
	Health	% Of Arrivals Medically Screened	100 per cent	100	All individuals screened prior to registration. No outbreak detected.	●
Health	Crude Mortality Rate	1 death/10000/day	1	0	No death registered.	●
	Measles Vaccine Coverage Rate	100 per cent	95	100	163 children were vaccinated against measles. There are adequate vaccines, vaccine supplies and commodities available.	●
	Skilled Birth Attendance	100 per cent	100	0	No delivery was registered	●
	Under Five Mortality Rate	2 deaths/10000/day	2	0	No child under 5 died during this reporting period.	●
	Nutrition	Global Acute Malnutrition	< 10%	10	8	7 children were identified malnourished (5 moderate and 2 severe) out of the 90 children screened for malnutrition.
Nutrition	Severe Acute Malnutrition Rate	< 2%	2	2	2 severely malnourished child was detected from the 90 children screened for malnutirtion.	●
	Protection	% Of Persons Individually Registered	100 per cent of the new arrivals should be registered in ProGres V4	100	29	Registration activities resumed on 7 January 2025 and are gradually gaining momentum despite the ongoing influx of arrivals.
Shelter	Accommodation Space	3.5 SQM/person (Has holding capacity of 720 individuals)	720	1,509	The transit centre is at 210% occupancy capacity.	●
WASH	Bathing Facilities	One facility per 50 people	30	25	There is a gap of 5 bathing facilities.	●
	Health Promoters Per Refugees	One for 500	3	2	There is a gap of 1 hygiene promoter.	●
	Latrine Coverage	One latrine stance for 20 persons	75	25	There is a gap of 50 latrine stances.	●
	Water Coverage	Min of 15 litres/person/day	15	73	No gap	●

● Indicates that there's a gap ● Indicates that there's no gap

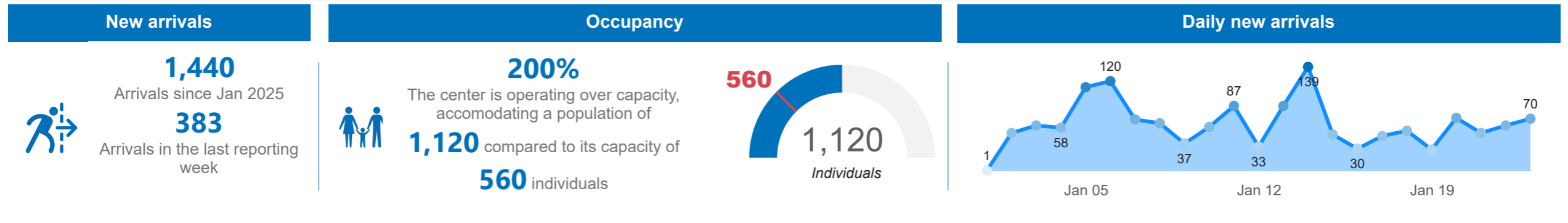


Sector	Indicator	Indicator Description / Standard	Target / Standard	Current status	What is being done - Comments	Status	
	Food	Food (Kilocalories/Person/Day)	2,100 kilo calories - The 2,100 kilocalories per person per day standard ensures basic energy and nutritional needs are met, typically provided through three balanced meals within the centres.	2100	2,100	New arrivals at this reception centre are receiving 3 hot meals a day.	●
	Protection	% Of Persons Individually Registered	100 per cent of the new arrivals should be registered in ProGres V4	100	95	Registration activities are progressing smoothly with minimal gaps.	●
	Shelter	Accommodation Space	3.5 SQM/person (Has holding capacity of 1,136 individuals)	375	2,376	The transit centre is at 634% occupancy capacity.	●
	WASH	Bathing Facilities	One facility per 50 people	48	33	There's a gap of 15 bathing facilities.	●
		Health Promoters Per Refugees	One for 500	5	2	There's a gap of 3 health promoters.	●
		Latrine Coverage	One latrine stance for 20 persons	119	26	There's a gap of 93 latrine stances.	●
		Water Coverage	Min of 15 litres/person/day	15	17	No gap	●



Health indicators are not included as the new arrivals are already screened at the Nyumanzi reception centre

● Indicates that there's a gap ● Indicates that there's no gap



Sector	Indicator	Indicator Description / Standard	Target / Standard	Current status	What is being done - Comments	Status
Food	Food (Kilocalories/Person/Day)	2,100 kilo calories - The 2,100 kilocalories per person per day standard ensures basic energy and nutritional needs are met, typically provided through three balanced meals within the centres.	2100	2,100	New arrivals at this reception centre are receiving 3 hot meals a day.	●
Health	% Of Arrivals Medically Screened	100 per cent	100	100	All individuals screened prior to registration. No outbreak detected.	●
	Crude Mortality Rate	1 death/10000/day	1	0	No death was reported during the week	●
	Measles Vaccine Coverage Rate	100 per cent	95	100	194 children were vaccinated against measles. There are adequate vaccines, vaccine supplies and commodities available.	●
	Skilled Birth Attendance	100 per cent	100	0	No delivery was registered	●
	Under Five Mortality Rate	2 deaths/10000/day	2	0	No death was reported during the week	●
Nutrition	Global Acute Malnutrition	< 10%	10	2	The GAM rate is within the acceptable standards of less than 10% with 7 children affected out of the 334 children screened.	●
	Severe Acute Malnutrition Rate	< 2%	2	2	5 child was found severely malnourised out of the 334 children screened.	●
Protection	% Of Persons Individually Registered	100 per cent of the new arrivals should be registered in ProGres V4	100	49	Registration activities are gradually gaining momentum and progressing smoothly.	●
Shelter	Accommodation Space	3.5 SQM/person (Has holding capacity of 1,136 individuals)	560	1,120	The transit centre is at 200% occupancy capacity.	●
WASH	Bathing Facilities	One facility per 50 people	22	112	No gap	●
	Health Promoters Per Refugees	One for 500	2	4	No gap	●
	Latrine Coverage	One latrine stance for 20 persons	56	89	No gap	●
	Water Coverage	Min of 15 litres/person/day	15.4	98	No gap	●

● Indicates that there's a gap ● Indicates that there's no gap