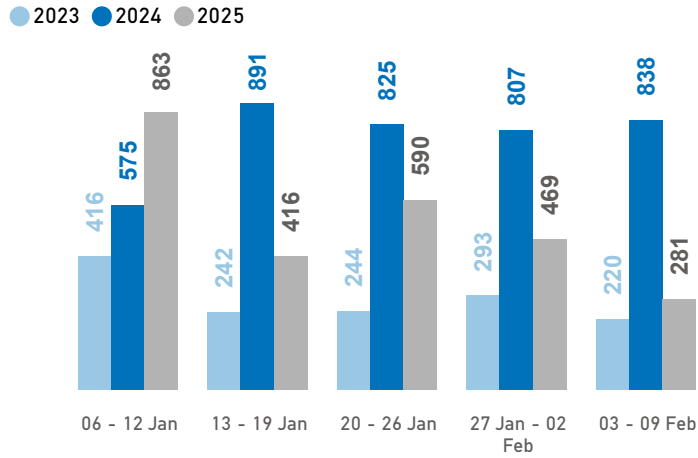


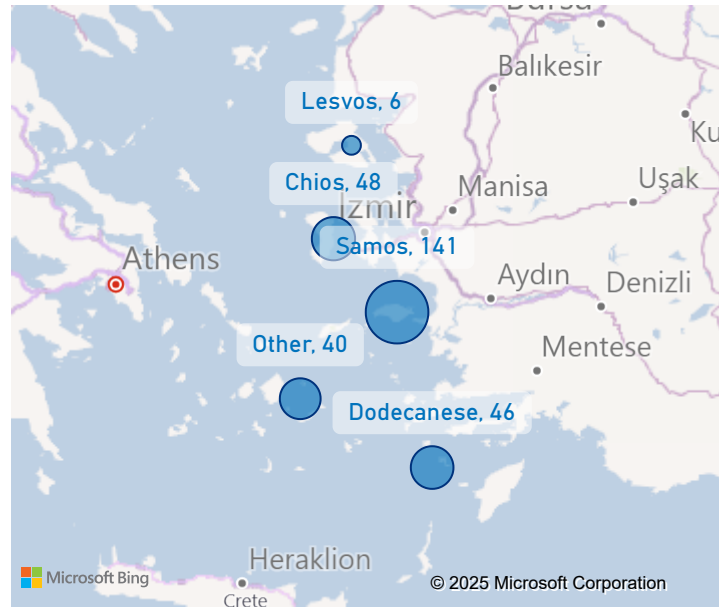
# Aegean Islands Weekly Snapshot

## Sea arrivals

This week, the Aegean islands saw 281 arrivals, a decrease from last week's 469. The average of the daily arrivals on the Aegean islands for this week is 40.



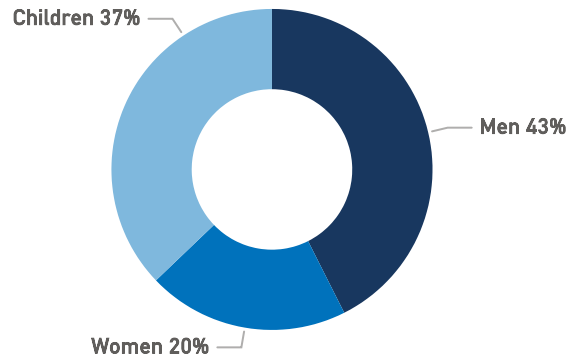
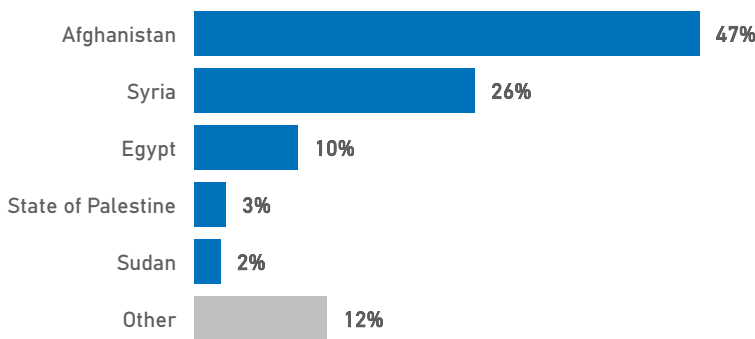
## Entry Points



## Population in the CCACs

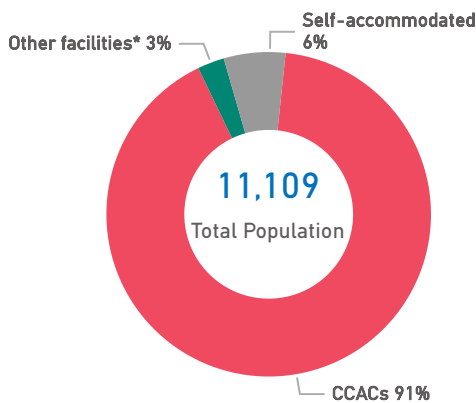
Currently, 10,131 refugees and migrants reside in the Closed Controlled Access Center(s).

Most of them are from Afghanistan (47%), Syria (26%) and Egypt (10%). Men account for 43% of the population, women for 20% and children for 37%.



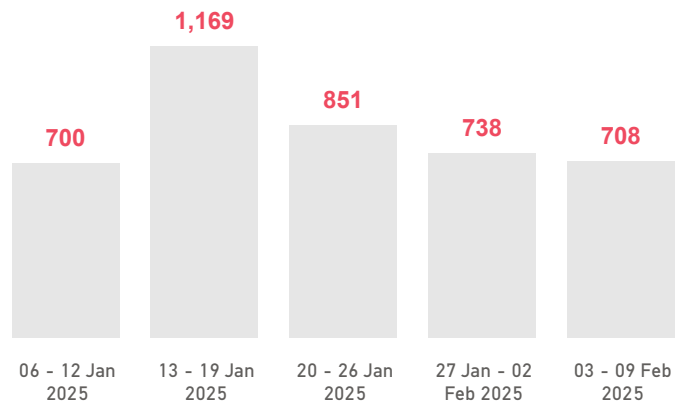
## Population on the Islands

There are 11,109 refugees and migrants on the Aegean islands. Out of this total, 10,131 reside at the CCACs and 296 are hosted in other facilities. UNHCR estimates that there are also 682 self-accommodated in the islands.



## Departures

This week, 708 refugees and migrants departed from the Aegean islands to the mainland.



Published on 13/02/2025

more information: [UNHCR Operational Portal - Greece](#)

\*Other facilities include shelters for unaccompanied children, detention facilities, etc.

Refugees and migrants includes asylum-seekers, beneficiaries of international protection and people out of the asylum procedure.

Departures to the mainland mainly include: i) transfers in the context of IOM Assisted Voluntary Return and Reintegration programme, ii) transfers of unaccompanied children to State-run facilities, iii) organized transfers supported by the government, including controlled facilities for temporary accommodation of asylum-seekers in the mainland/sites, and iv) those who depart on their own means.

Data Sources: Population data - Partial Data from the Government and other sources; Arrivals/Departures - Hellenic Police, Hellenic Coastguard

Figures are subject to future adjustment based on consolidated figures provided by the authorities. Percentages may not add up to 100 due to rounding and slightly differ between the text and graphs.

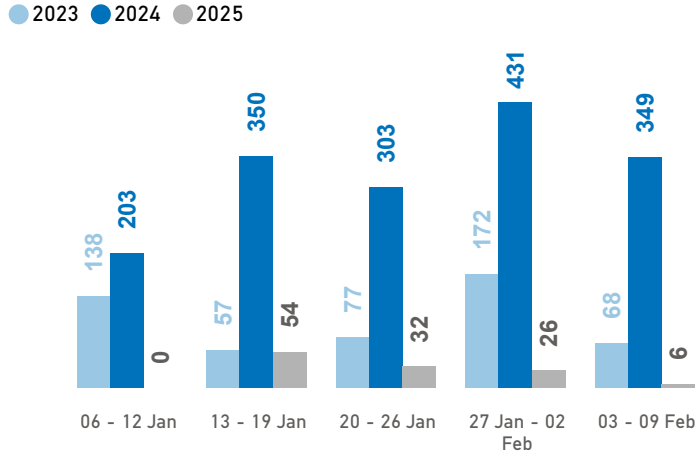
The boundaries, the names shown and the designations used on the map do not imply official endorsement or acceptance by the United Nations.

# Lesvos Weekly Snapshot

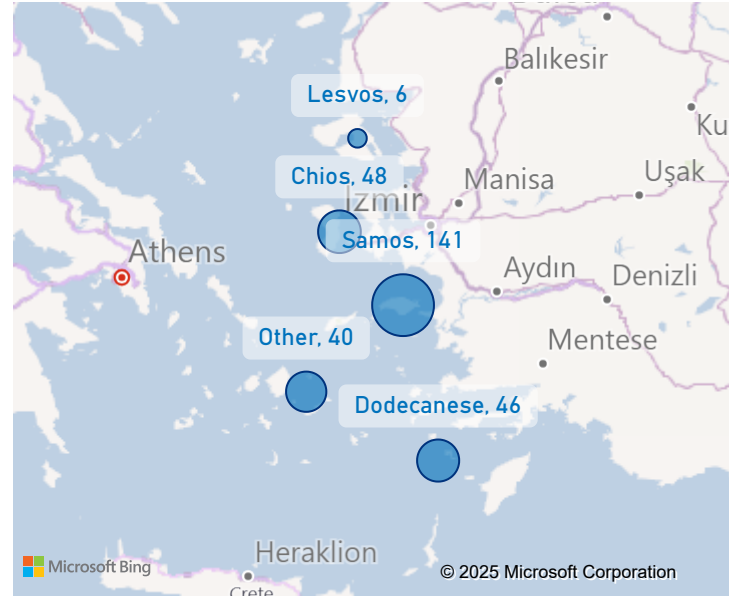
## Sea arrivals

This week, Lesvos saw 6 arrivals, a decrease from last week's 26.

The average of the daily arrivals on Lesvos for this week is 1.



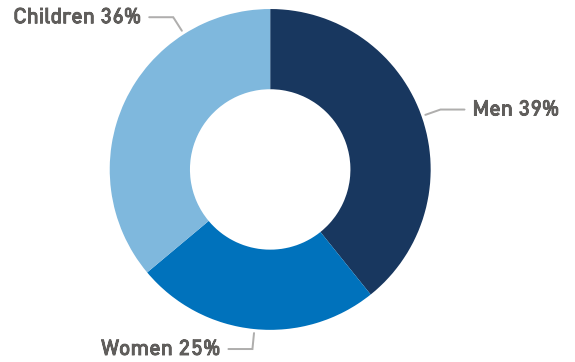
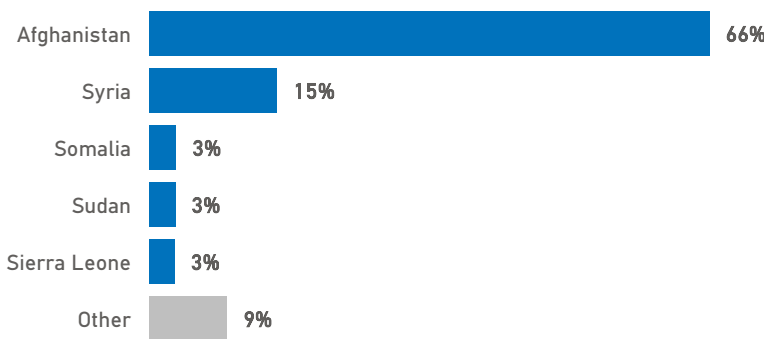
## Entry Points



## Population in the CCAC

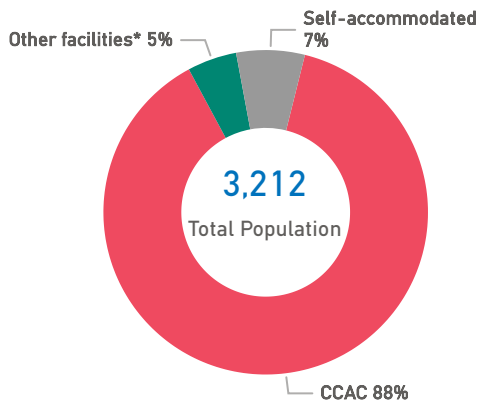
Currently, 2,835 refugees and migrants reside in the Closed Controlled Access Center.

Most of them are from Afghanistan (66%), Syria (15%) and Somalia (3%). Men account for 39% of the population, women for 25% and children for 36%.



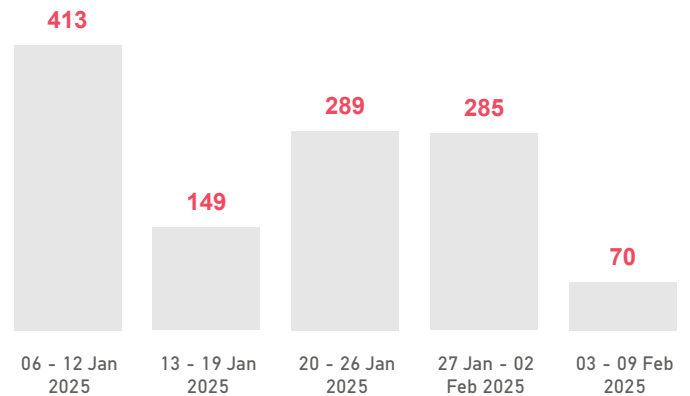
## Population on the Island

There are 3,212 refugees and migrants on Lesvos. Out of this total, 2,835 reside at the CCAC and 158 are hosted in other facilities. UNHCR identified 219 self-accommodated refugees in the island up to this date.



## Departures

This week, 70 refugees and migrants departed from Lesvos to the mainland.



Published on 13/02/2025

more information: [UNHCR Operational Portal - Greece](#)

\*Other facilities include shelters for unaccompanied children, detention facilities, etc.

Refugees and migrants includes asylum-seekers, beneficiaries of international protection and people out of the asylum procedure.

Departures to the mainland mainly include: i) transfers in the context of IOM Assisted Voluntary Return and Reintegration programme, ii) transfers of unaccompanied children to State-run facilities, iii) organized transfers supported by the government, including controlled facilities for temporary accommodation of asylum-seekers in the mainland/sites, and iv) those who depart on their own means.

Data Sources: Population data - Partial Data from the Government and other sources; Arrivals/Departures - Hellenic Police, Hellenic Coastguard

Figures are subject to future adjustment based on consolidated figures provided by the authorities. Percentages may not add up to 100 due to rounding and slightly differ between the text and graphs.

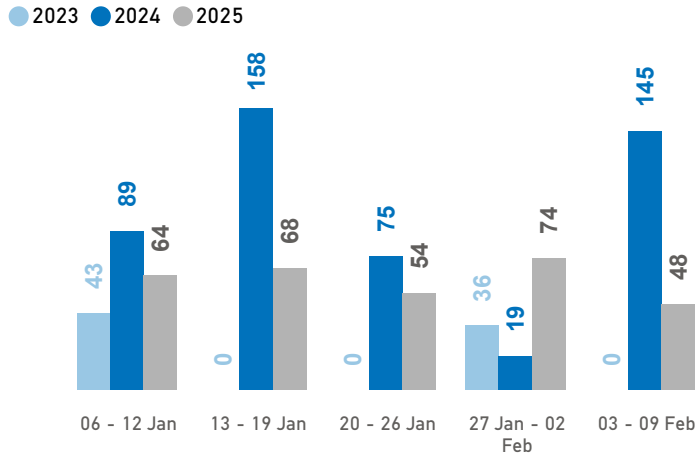
The boundaries, the names shown and the designations used on the map do not imply official endorsement or acceptance by the United Nations.

# Chios Island Weekly Snapshot

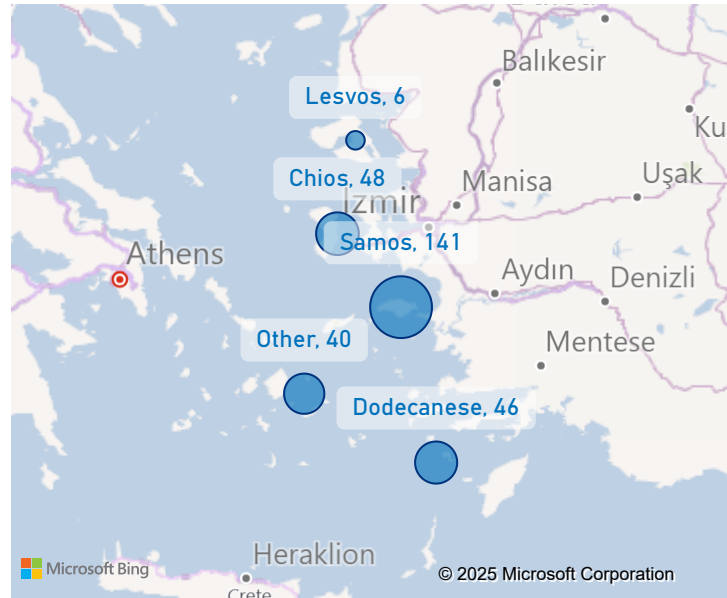
## Sea arrivals

This week, Chios island saw 48 arrivals, a decrease from last week's 74.

The average of the daily arrivals on Chios island for this week is 7.



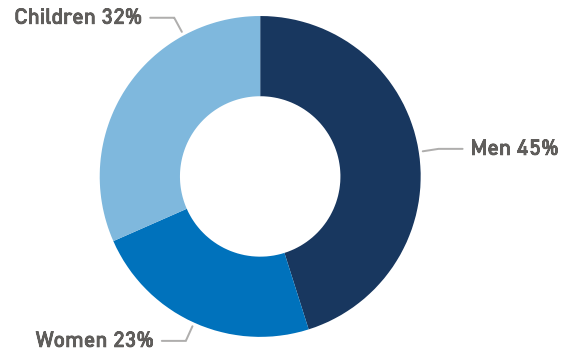
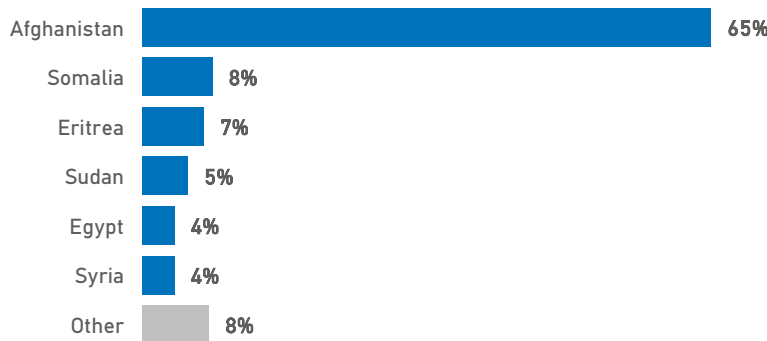
## Entry Points



## Population in the CCAC

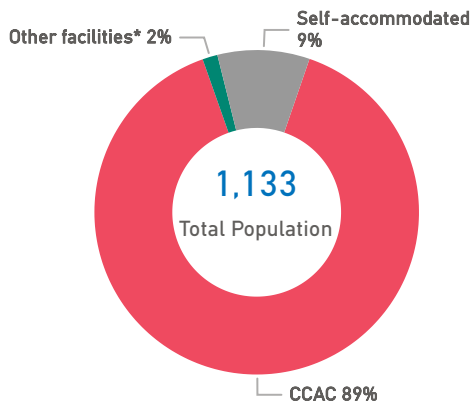
Currently, 1,012 refugees and migrants reside in the Closed Controlled Access Center.

Most of them are from Afghanistan (65%), Somalia (8%) and Eritrea (7%). Men account for 45% of the population, women for 23% and children for 32%.



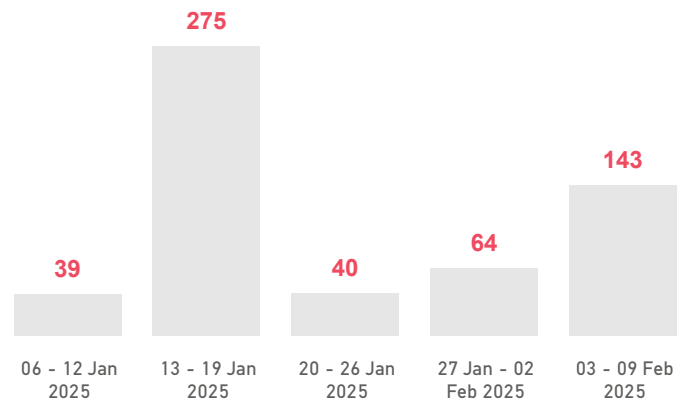
## Population on the Island

There are 1,133 refugees and migrants on Chios island. Out of this total, 1,012 reside at the CCAC and 17 are hosted in other facilities. UNHCR estimates that there are also 104 self-accommodated in the island.



## Departures

This week, 143 refugees and migrants departed from Chios island to the mainland.



Published on 13/02/2025

more information: [UNHCR Operational Portal - Greece](#)

\*Other facilities include shelters for unaccompanied children, detention facilities, etc.

Refugees and migrants includes asylum-seekers, beneficiaries of international protection and people out of the asylum procedure.

Departures to the mainland mainly include: i) transfers in the context of IOM Assisted Voluntary Return and Reintegration programme, ii) transfers of unaccompanied children to State-run facilities, iii) organized transfers supported by the government, including controlled facilities for temporary accommodation of asylum-seekers in the mainland/sites, and iv) those who depart on their own means.

Data Sources: Population data - Partial Data from the Government and other sources; Arrivals/Departures - Hellenic Police, Hellenic Coastguard

Figures are subject to future adjustment based on consolidated figures provided by the authorities. Percentages may not add up to 100 due to rounding and slightly differ between the text and graphs.

The boundaries, the names shown and the designations used on the map do not imply official endorsement or acceptance by the United Nations.

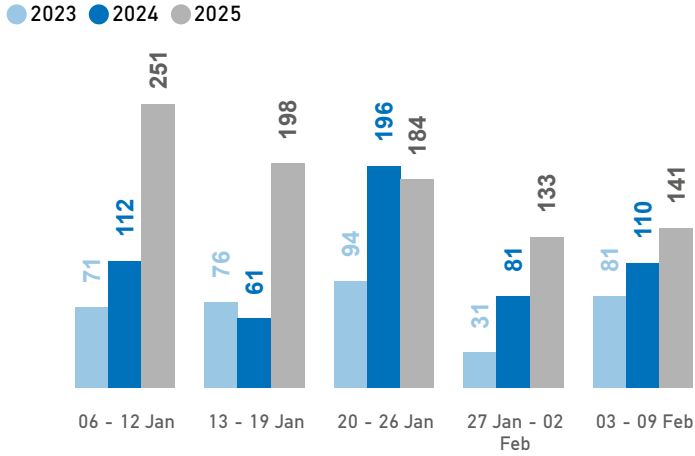
# Samos\* Weekly Snapshot

(\*including Ikaria, Agathonisi and Fourni islands)

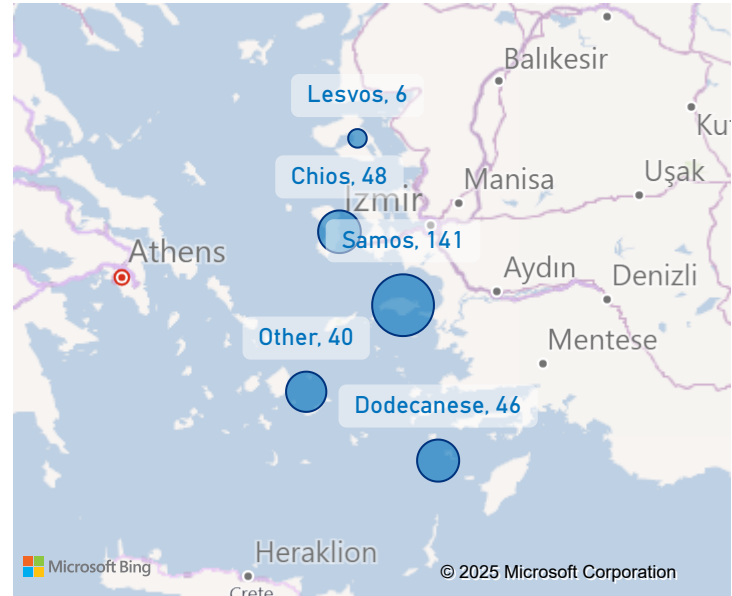
## Sea arrivals

This week, Samos and neighbouring islands (Ikaria, Agathonisi and Fourni) saw 141 arrivals, an increase from last week's 133.

The average of the daily arrivals on Samos and neighbouring islands for this week is 20.



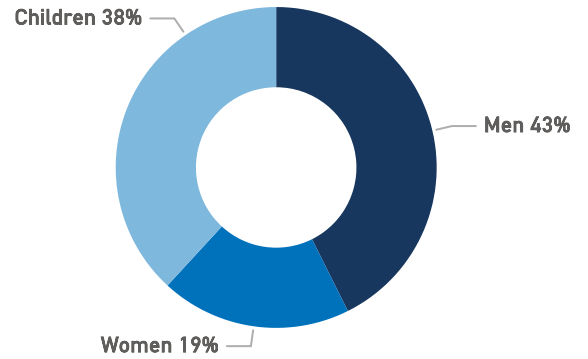
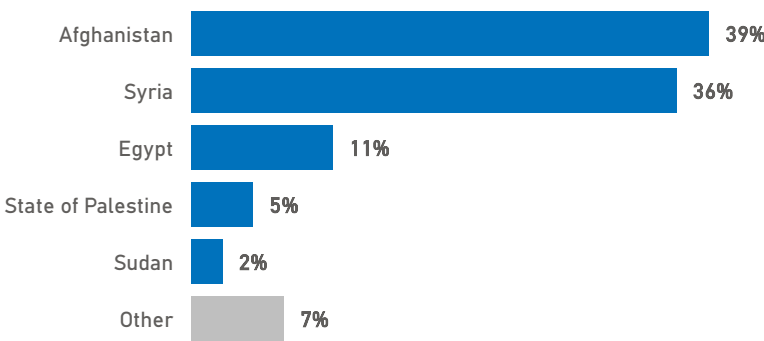
## Entry Points



## Population in the CCAC

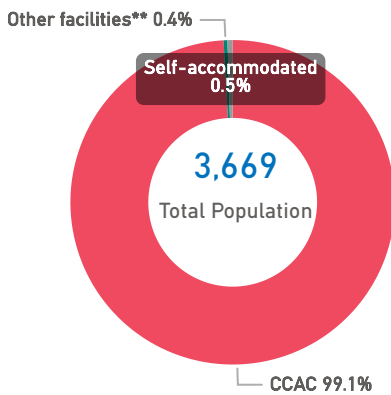
Currently, 3,636 refugees and migrants reside in the Closed Controlled Access Center.

Most of the registered population are from Afghanistan (39%), Syria (36%) and Egypt (11%). Men account for 43% of the population, women for 19% and children for 38%.



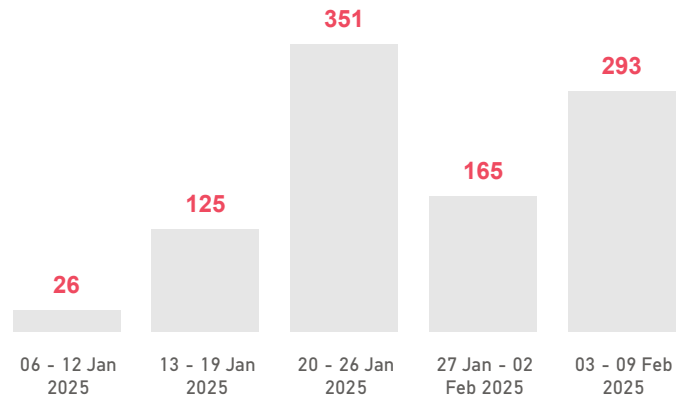
## Population on Samos Island

There are 3,669 refugees and migrants on Samos island. Out of this total, the 3,636 reside at the CCAC and 14 are hosted in other facilities. UNHCR estimates that there are also 19 self-accommodated in the island.



## Departures

This week, 293 refugees and migrants departed from Samos island to the mainland.



Published on 13/02/2025

more information: [UNHCR Operational Portal - Greece](#)

\*\*Other facilities include shelters for unaccompanied children, detention facilities, etc.

Refugees and migrants includes asylum-seekers, beneficiaries of international protection and people out of the asylum procedure.

Departures to the mainland mainly include: i) transfers in the context of IOM Assisted Voluntary Return and Reintegration programme, ii) transfers of unaccompanied children to State-run facilities, iii) organized transfers supported by the government, including controlled facilities for temporary accommodation of asylum-seekers in the mainland/sites, and iv) those who depart on their own means.

Data Sources: Population data - Partial Data from the Government and other sources; Arrivals/Departures - Hellenic Police, Hellenic Coastguard

Figures are subject to future adjustment based on consolidated figures provided by the authorities. Percentages may not add up to 100 due to rounding and slightly differ between the text and graphs.

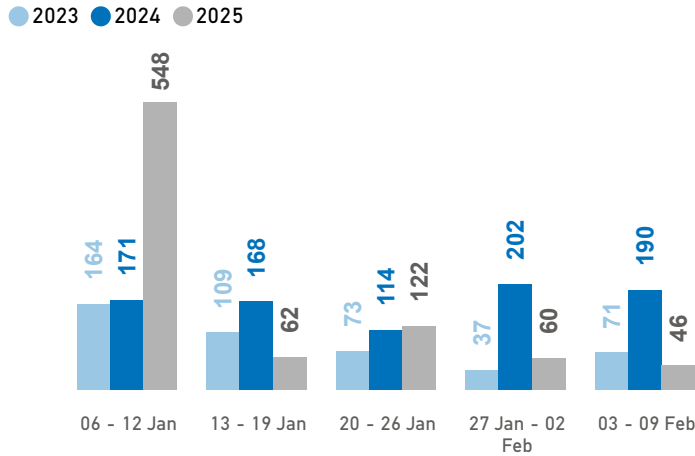
The boundaries, the names shown and the designations used on the map do not imply official endorsement or acceptance by the United Nations.

# Dodecanese Islands Weekly Snapshot

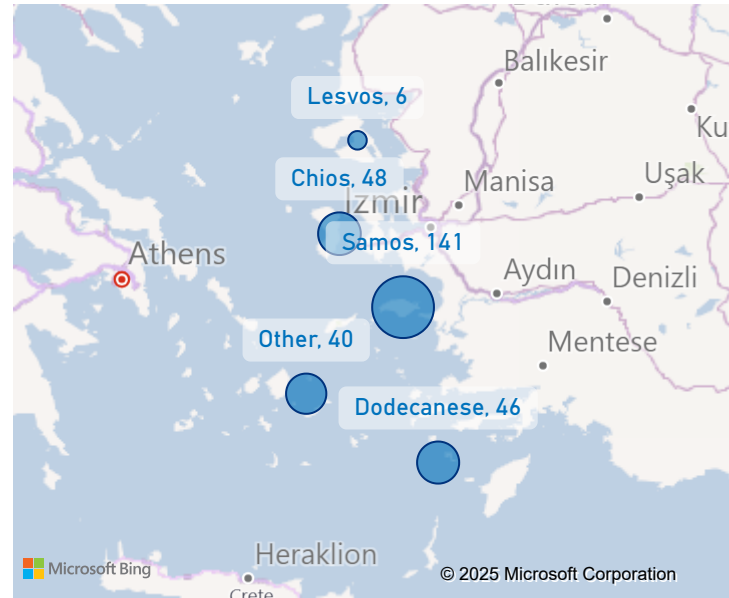
## Sea arrivals

This week, the Dodecanese islands saw 46 arrivals, a decrease from last week's 60.

The average of the daily arrivals on the Dodecanese islands for this week is 7.



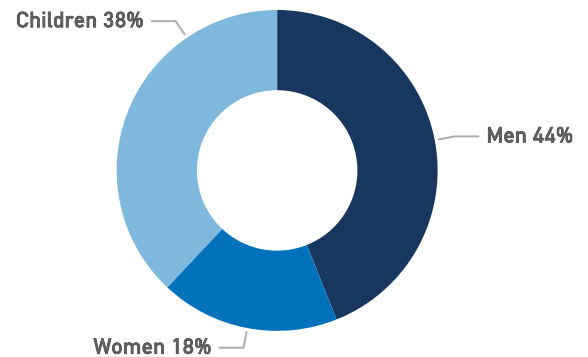
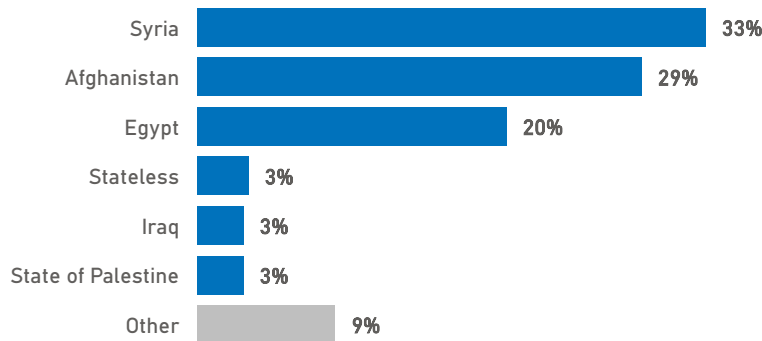
## Entry Points



## Population in Kos CCAC and Leros CCAC

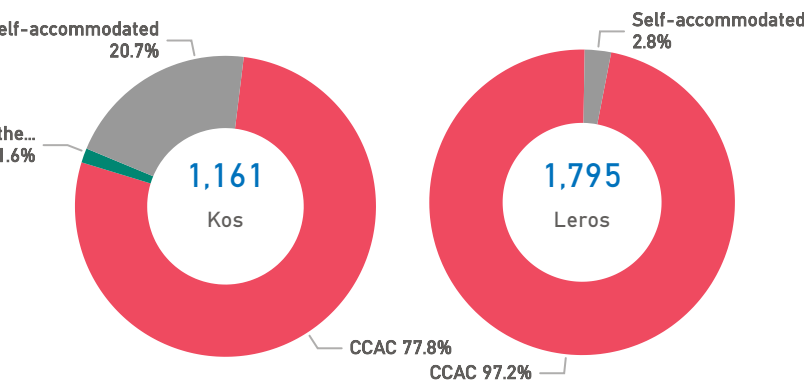
Currently, 2,648 refugees and migrants reside in Kos CCAC and Leros CCAC.

Most of them are from Syria (33%), Afghanistan (29%) and Egypt (20%). Men account for 44% of the population, women for 18% and children for 38%.



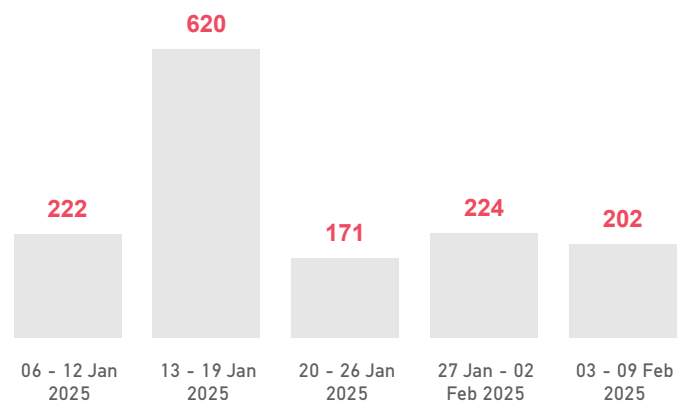
## Population on the Dodecanese Islands

There are 2,956 refugees and migrants on the Dodecanese islands. Out of this total, 903 reside at the CCAC in Kos, and 1,745 at the CCAC Leros. In Kos, an estimated 240 people are self-accommodated and an additional 18 are hosted in other facilities, while in Leros, an estimated 50 people are self-accommodated, with an additional 0 being hosted in other facilities.



## Departures

This week, 202 refugees and migrants departed from the Dodecanese islands to the mainland.



Published on 13/02/2025

more information: [UNHCR Operational Portal - Greece](#)

\*Other facilities include shelters for unaccompanied children, detention facilities, etc.

Refugees and migrants includes asylum-seekers, beneficiaries of international protection and people out of the asylum procedure.

Departures to the mainland mainly include: i) transfers in the context of IOM Assisted Voluntary Return and Reintegration programme, ii) transfers of unaccompanied children to State-run facilities, iii) organized transfers supported by the government, including controlled facilities for temporary accommodation of asylum-seekers in the mainland/sites, and iv) those who depart on their own means.

Data Sources: Population data - Partial Data from the Government and other sources; Arrivals/Departures - Hellenic Police, Hellenic Coastguard

Figures are subject to future adjustment based on consolidated figures provided by the authorities. Percentages may not add up to 100 due to rounding and slightly differ between the text and graphs.

The boundaries, the names shown and the designations used on the map do not imply official endorsement or acceptance by the United Nations.