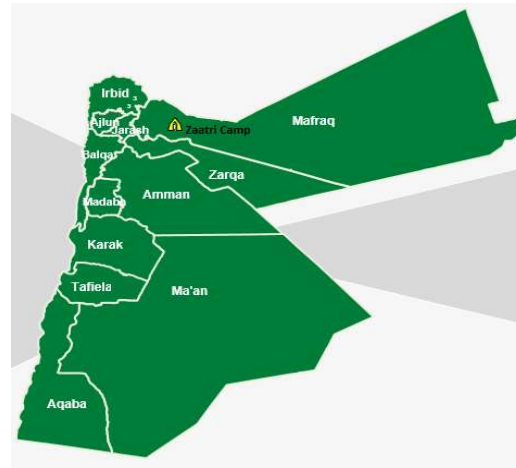
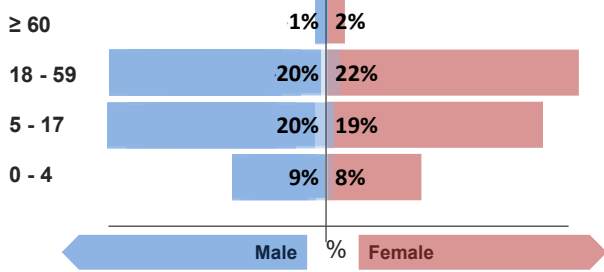




### Refugee population

Total refugee population: **77,298**

Demographic breakdown:



### Key facts

Camp opened: **July 2012**

### Indicators at a glance

1 Health utilisation rate	3.3	✓
2 Number of consultations per clinician per day	31	✓
3 Hospitalisation rate (/1000/month)	2.2	
4 % deliveries attended by skilled personnel	100.0%	✓
5 Crude Mortality Rate (CMR) (/1000/month)	0.2	✓
6 Under-five Mortality Rate (U5MR) (/1000/month)	0.3	✓
7 Neonatal Mortality Rate (NNMR) (/1000 livebirths)	13.8	✗

### Notes

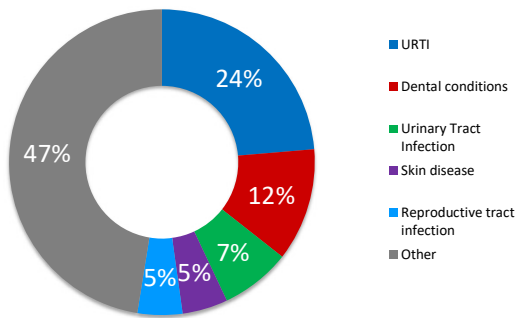
This public health profile for Za'atari refugee camp is compiled from health facility data from the following partners:

- IMC ER
- KSR/HA
- IRC
- JHasi
- SAMS
- AMR QC
- AMR MCC
- QRC

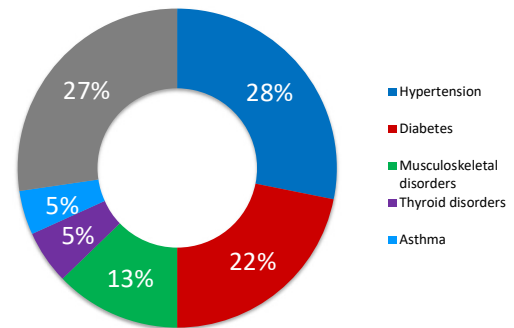
Data is collected using standardised Health Information System (HIS) data collection and reporting tools and aims to be as accurate as possible.

### Morbidity

#### Acute health conditions (%)



#### Chronic health conditions (%)



#### Top 5 acute health conditions

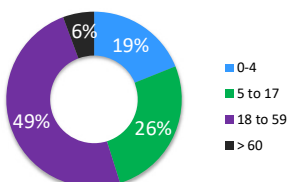
Rank	Condition	% morbidity	# of cases
1	URTI	24%	25,929
2	Dental conditions	12%	13,126
3	Urinary Tract Infection	7%	8,138
4	Skin disease	5%	5,276
5	Reproductive tract infection	5%	5,226
-	Other	47%	52,023

#### Top 5 chronic health conditions

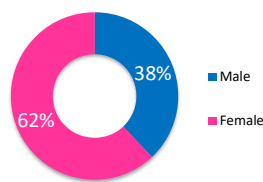
Rank	Condition	% morbidity	# of cases
1	Hypertension	28%	10,505
2	Diabetes	22%	8,159
3	Musculoskeletal disorders	13%	4,768
4	Thyroid disorders	5%	2,028
5	Asthma	4%	1,676
-	Other	27%	10,188

#### Breakdown of acute health conditions

##### by age

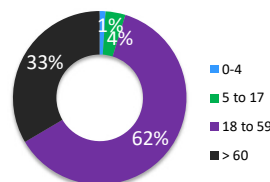


##### by gender

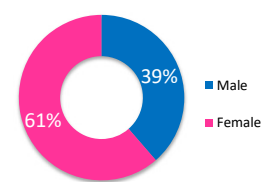


#### Breakdown of chronic health conditions

##### by age



##### by gender



## Public Health

### Health Impact

	Indicator	Standard	
Crude Mortality Rate (CMR) (/1000/month)	0.2	< 0.75	✓
Under-five Mortality Rate (U5MR) (/1000/month)	0.3	< 1.5	✓
Neonatal Mortality Rate (NNMR) (/1000 livebirths)	13.8	< 12	✗

### Access and utilization

Total number of consultations	155,339		
Health utilisation rate	3.3	1 - 4	✓
No. of consultations per trained clinician per day	31	< 50	✓

### Outbreak Alert and Response

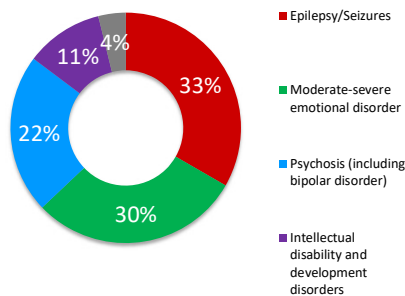
	Indicator	Standard
Number of outbreaks reported	0	
% of outbreaks investigated within 48 hours		100%

### Laboratory

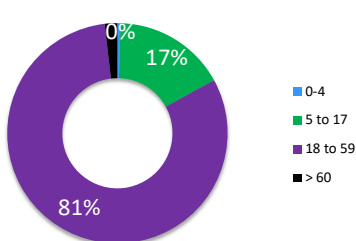
Number of laboratory samples	69,733
------------------------------	--------

## Breakdown of mental health conditions

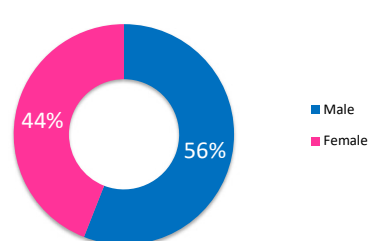
### By cause



### By age

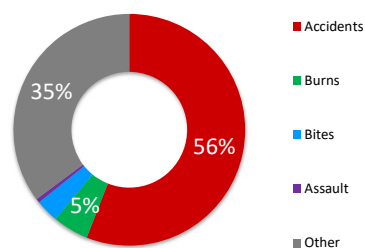


### By gender

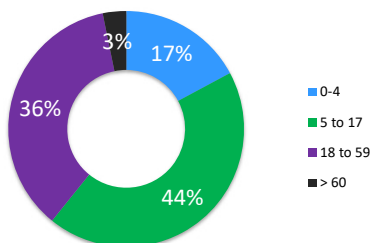


## Breakdown of injuries

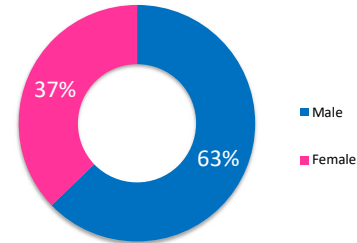
### By cause



### By age



### By gender



## In-patient department (in-camp)

### In-patient department

	Indicator	Standard	
Hospitalisation rate in-camp (/1000/year)	26.5	50 - 150	
Bed occupancy rate	23%	> 75%	✗
Mean length of stay for authorised discharges (days)	1.7		

## Reproductive Health

### Antenatal care

	Indicator	Standard	
Coverage of antenatal care (4 or more visits)	100%	≥ 90%	✓
Coverage of TT vaccination	100%	≥ 90%	✓
Coverage of anaemia screening in pregnancy	100%	≥ 90%	✓

### Delivery care

Proportion of deliveries attended by skilled personnel	100%	≥ 90%	✓
Proportion of deliveries performed by caesarean section	37%	5 - 15%	✗
Proportion of low birth weight deliveries (<2500g)	3%	< 15%	✓

### Maternal mortality

Number of maternal deaths reported	1		
% of maternal deaths investigated within 48 hours	100%	100%	

### Postnatal care

	Indicator	Standard	
Coverage of postnatal care	67%	≥ 90%	✗

### Sexual and Gender-based Violence

Incidence of rape (reported cases/10,000/year)*	0.0		^
% of rape survivors who received PEP** < 72 hours		100%	^
% of rape survivors who received ECP*** < 120 hours		100%	^
% of rape survivors who received STI**** prophylaxis < 2 wks		100%	^

\*Only includes rapes reported at health facilities \*\*Post-exposure prophylaxis \*\*\*Emergency contraceptive pill \*\*\*\*Sexually transmitted infection



UNHCR gratefully acknowledges the support of the following partners:

