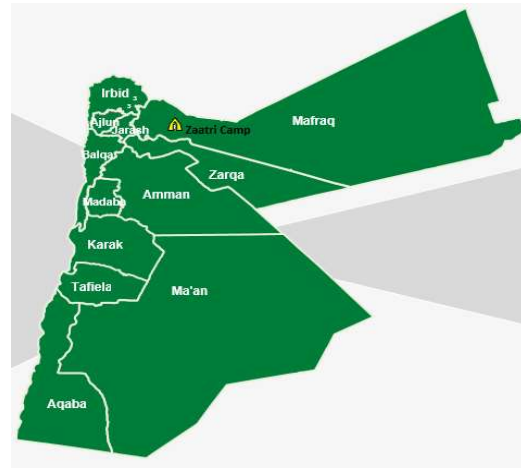
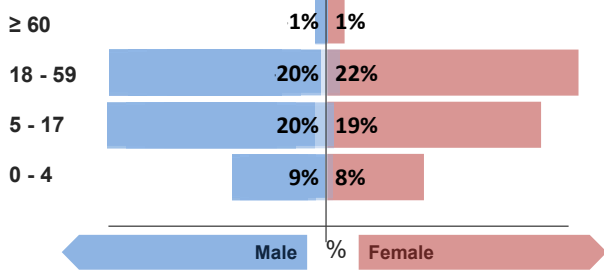




Refugee population

Total refugee population: **78,341**

Demographic breakdown:



Key facts

Camp opened: **July 2012**

Indicators at a glance

1 Health utilisation rate	3.5	✓
2 Number of consultations per clinician per day	32	✓
3 Hospitalisation rate (/1000/month)	2.3	
4 % deliveries attended by skilled personnel	100.0%	✓
5 Crude Mortality Rate (CMR) (/1000/month)	0.2	✓
6 Under-five Mortality Rate (U5MR) (/1000/month)	0.3	✓
7 Neonatal Mortality Rate (NNMR) (/1000 livebirths)	14.5	✗

Notes

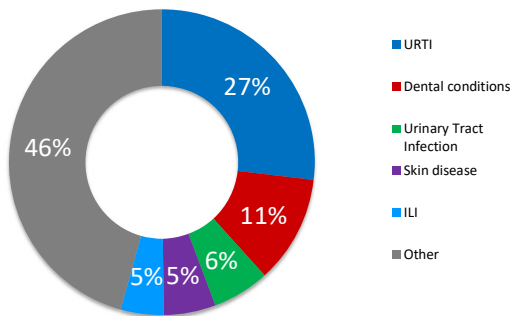
This public health profile for Za'atari refugee camp is compiled from health facility data from the following partners:

- IMC Clinic
- IMC ER
- KSR/HA
- IRC
- JHASi
- SAMS
- AMR QC
- AMR MCC
- QRC

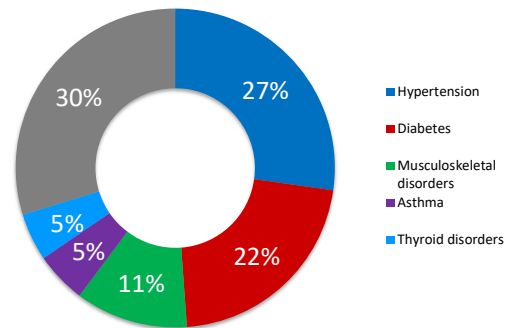
Data is collected using standardised Health Information System (HIS) data collection and reporting tools and aims to be as accurate as possible.

Morbidity

Acute health conditions (%)



Chronic health conditions (%)



Top 5 acute health conditions

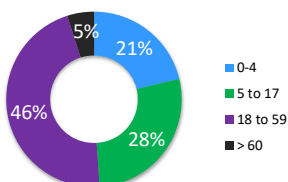
Rank	Condition	% morbidity	# of cases
1	URTI	27%	62,884
2	Dental conditions	11%	26,682
3	Urinary Tract Infection	6%	14,216
4	Skin disease	5%	12,818
5	ILI	5%	10,686
-	Other	46%	106,875

Top 5 chronic health conditions

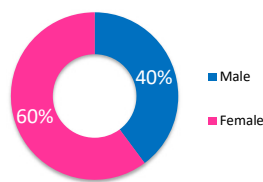
Rank	Condition	% morbidity	# of cases
1	Hypertension	27%	23,726
2	Diabetes	22%	18,826
3	Musculoskeletal disorders	11%	9,962
4	Asthma	5%	4,512
5	Thyroid disorders	5%	4,206
-	Other	30%	25,918

Breakdown of acute health conditions

by age

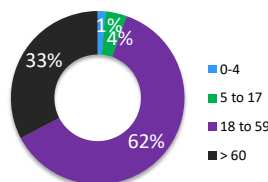


by gender

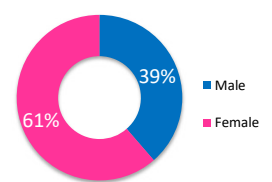


Breakdown of chronic health conditions

by age



by gender



Public Health

Health Impact

	Indicator	Standard	
Crude Mortality Rate (CMR) (/1000/month)	0.2	< 0.75	✓
Under-five Mortality Rate (U5MR) (/1000/month)	0.3	< 1.5	✓
Neonatal Mortality Rate (NNMR) (/1000 livebirths)	14.5	< 12	✗

Access and utilization

Total number of consultations	333,875		
Health utilisation rate	3.5	1 - 4	✓
No. of consultations per trained clinician per day	32	< 50	✓

Outbreak Alert and Response

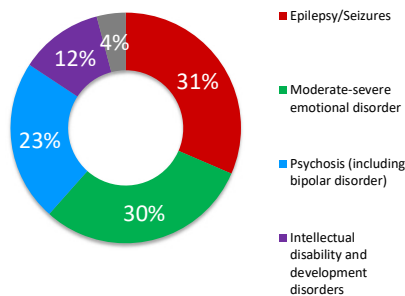
	Indicator	Standard
Number of outbreaks reported	0	
% of outbreaks investigated within 48 hours		100%

Laboratory

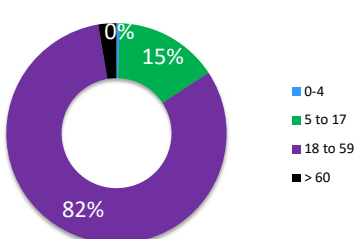
Number of laboratory samples	192,708
------------------------------	---------

Breakdown of mental health conditions

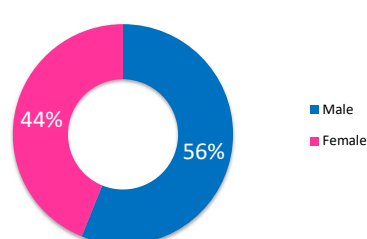
By cause



By age

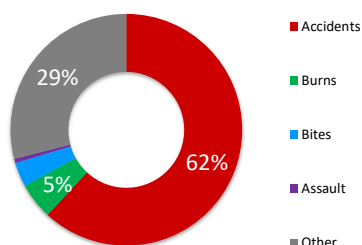


By gender

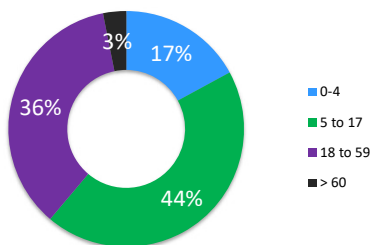


Breakdown of injuries

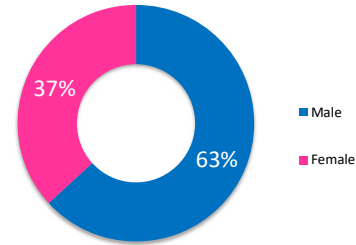
By cause



By age



By gender



In-patient department (in-camp)

In-patient department

	Indicator	Standard	
Hospitalisation rate- in-camp (/1000/year)	27.5	50 - 150	
Bed occupancy rate	29%	> 75%	✗
Mean length of stay for authorised discharges (days)	1.4		

Reproductive Health

Antenatal care

	Indicator	Standard	
Coverage of antenatal care (4 or more visits)	100%	≥ 90%	✓
Coverage of TT vaccination	100%	≥ 90%	✓
Coverage of anaemia screening in pregnancy	100%	≥ 90%	✓

Delivery care

Proportion of deliveries attended by skilled personnel	100%	≥ 90%	✓
Proportion of deliveries performed by caesarean section	39%	5 - 15%	✗
Proportion of low birth weight deliveries (<2500g)	3%	< 15%	✓

Maternal mortality

Number of maternal deaths reported	1		
% of maternal deaths investigated within 48 hours	100%	100%	

Postnatal care

	Indicator	Standard	
Coverage of postnatal care	79%	≥ 90%	✗

Sexual and Gender-based Violence

Incidence of rape (reported cases/10,000/year)*	0.0		^
% of rape survivors who received PEP** < 72 hours		100%	^
% of rape survivors who received ECP*** < 120 hours		100%	^
% of rape survivors who received STI**** prophylaxis < 2 wks		100%	^

*Only includes rapes reported at health facilities **Post-exposure prophylaxis ***Emergency contraceptive pill ****Sexually transmitted infection



UNHCR gratefully acknowledges the support of the following partners:

