Azraq | Jordan

Public Health Profile

Quarter 04 28 September - 27 December 2024

Refugee population

Total refugee population: **41,634**

Demographic breakdown:

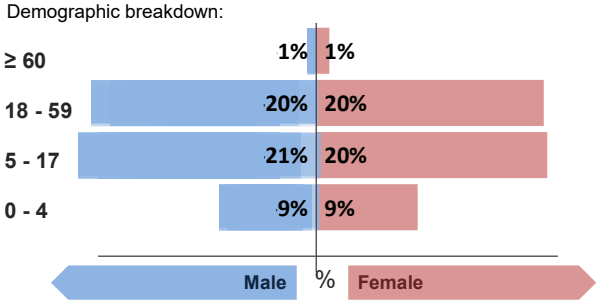

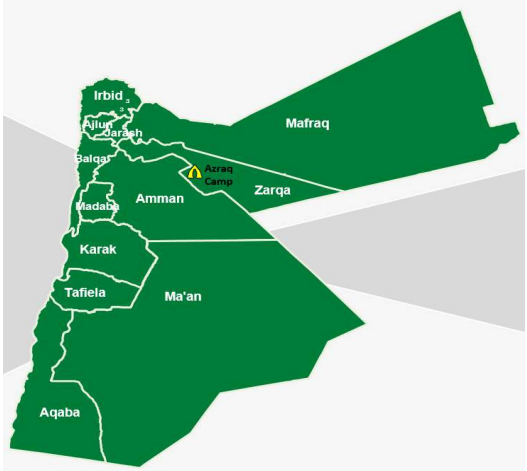

Key facts

Camp opened:
May 2014

Indicators at a glance

1	Health utilisation rate	4.3	X
2	Number of consultations per clinician per day	40	√
3	Hospitalisation rate in-camp (/1000/month)	4.1	
4	% deliveries attended by skilled personnel	100%	√
5	Crude Mortality Rate (CMR) (/1000/month)	0.1	√
6	Under-five Mortality Rate (U5MR) (/1000/month)	0.3	√
7	Neonatal Mortality Rate (NNMR) (/1000 livebirths)	10.0	√

Notes

This public health profile for Azraq refugee camp is compiled from health facility data from the following partners:

- **IMC Hospital**
- **IMC Clinic Village 5**
- **AMR Clinic Village 2**
- **AMR Comprehensive Health Facility**
- **IFH RH Services**

Data is collected using standardised Health Information System (HIS) data collection and reporting tools and aims to be as accurate as possible.

Morbidity

Acute health conditions (%)

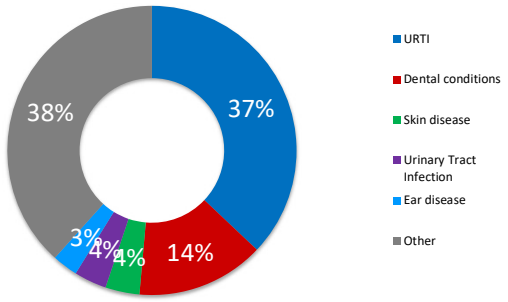

Chronic health conditions (%)

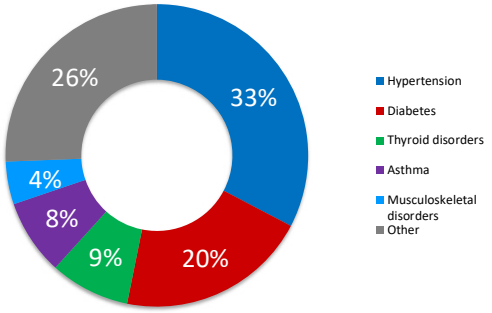

Top 5 acute health conditions

		% morbidity	# of cases
1	URTI	37%	16,687
2	Dental conditions	14%	6,448
3	Skin disease	4%	1,734
4	Urinary Tract Infection	4%	1,630
5	Ear disease	3%	1,293
-	Other	38%	17,255

Top 5 chronic health conditions

		% morbidity	# of cases
1	Hypertension	33%	1,059
2	Diabetes	20%	662
3	Thyroid disorders	9%	278
4	Asthma	8%	261
5	Musculoskeletal disorders	5%	147
-	Other	26%	831

Breakdown of acute health conditions

by age

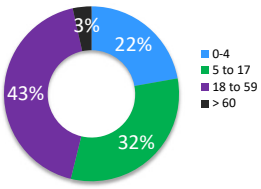

by gender

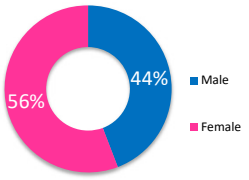

Breakdown of chronic health conditions

by age

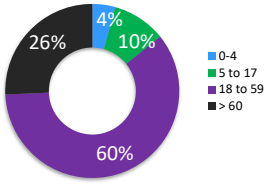

by gender

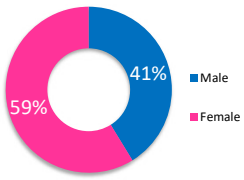

Public Health

Health Impact	Indicator	Standard	
Crude Mortality Rate (CMR) (/1000/month)	0.1	< 0.75	√
Under-five Mortality Rate (U5MR) (/1000/month)	0.3	< 1.5	√
Neonatal Mortality Rate (NNMR) (/1000 livebirths)	10.0	< 12	√

Access and utilization			
Total number of consultations	59,786		
Health utilisation rate	4.3	1 - 4	X
No. of consultations per trained clinician per day	40	< 50	√

Outbreak Alert and Response	Indicator	Standard
Number of outbreaks reported	0	
% of outbreaks investigated within 48 hours		100%

Laboratory	
Number of laboratory samples	15,847

Breakdown of mental health conditions

By cause

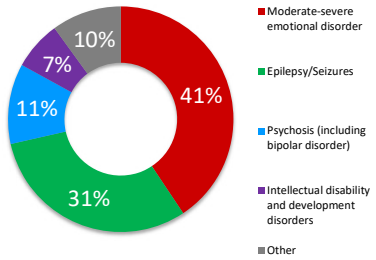

By age

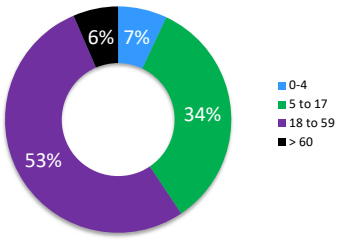

By gender

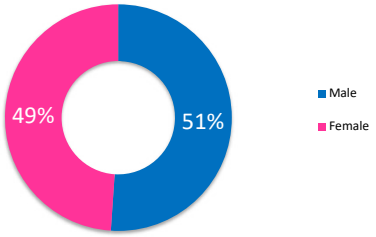

Breakdown of injuries

By cause

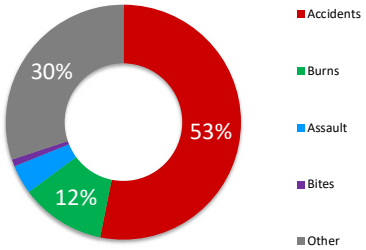

By age

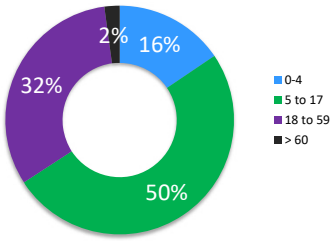

By gender

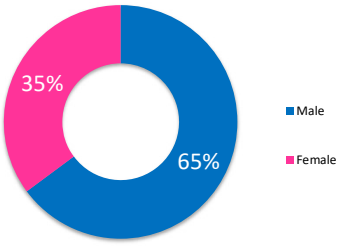

In-patient department (in-camp)

In-patient department	Indicator	Standard	
Hospitalisation rate (/1,000/year)	48.8	50 - 150	
Bed occupancy rate	64%	> 75%	X
Mean length of stay for authorised discharges (days)	2.1		

Reproductive Health

Antenatal care	Indicator	Standard	
Coverage of antenatal care (4 or more visits)	89%	≥ 90%	X
Coverage of TT vaccination	32%	≥ 90%	X
Coverage of anaemia screening in pregnancy	88%	≥ 90%	X

Delivery care			
Proportion of deliveries attended by skilled personnel	100%	≥ 90%	√
Proportion of deliveries performed by caesarean section	29%	5 - 15%	X
Proportion of low birth weight deliveries (<2500g)	7%	< 15%	√

Maternal mortality	
Number of maternal deaths reported	1
% of maternal deaths investigated within 48 hours	100%

Postnatal care	Indicator	Standard	
Coverage of postnatal care	43%	≥ 90%	X

Sexual and Gender-based Violence			
Incidence of rape (reported cases/10,000/year)*	0.0		^
% of rape survivors who received PEP** < 72 hours		100%	^
% of rape survivors who received ECP*** < 120 hours		100%	^
% of rape survivors who received STI**** prophylaxis < 2 wks		100%	^

*Only includes rapes reported at health facilities **Post-exposure prophylaxis ***Emergency contraceptive pill ****Sexually transmitted infection

UNHCR gratefully acknowledges the support of the following partners: