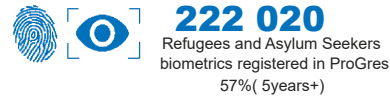


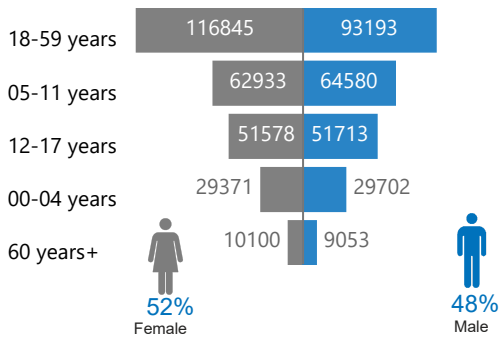
Registered Refugees and Asylum-Seekers in DRC



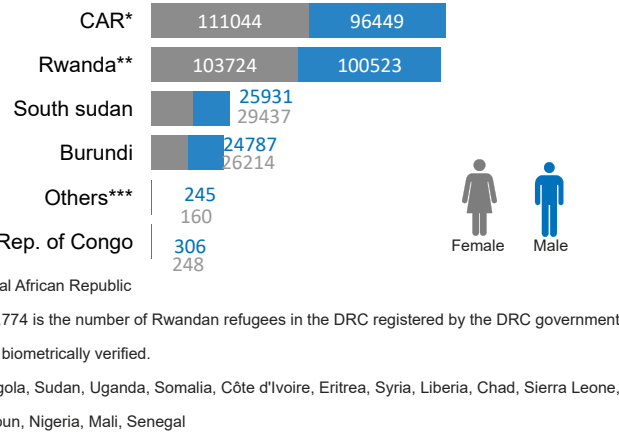
Situation Overview

The refugee population in the DRC is **520,197**, an increase of 0.3% on the figure at the end of 2024, mainly due to the verification of Central Africans in the Inke and Modale camps. The number of asylum seekers increased by **1129** due to the reactivation of people during the continuous registration exercise. **5** people were resettled in 2025; no return movement was observed.

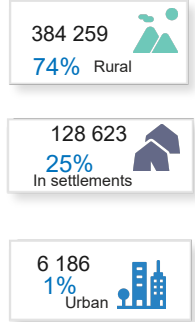
Age and Gender of Refugee Population



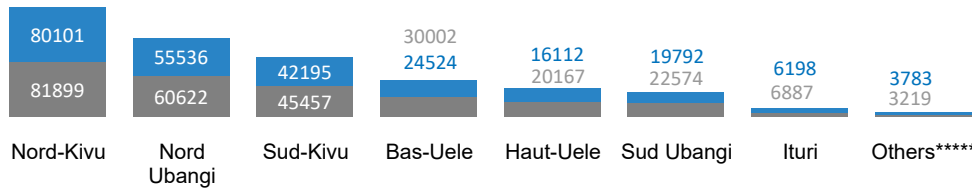
Refugee Population by Country of Origin



Réfugiee by type of location

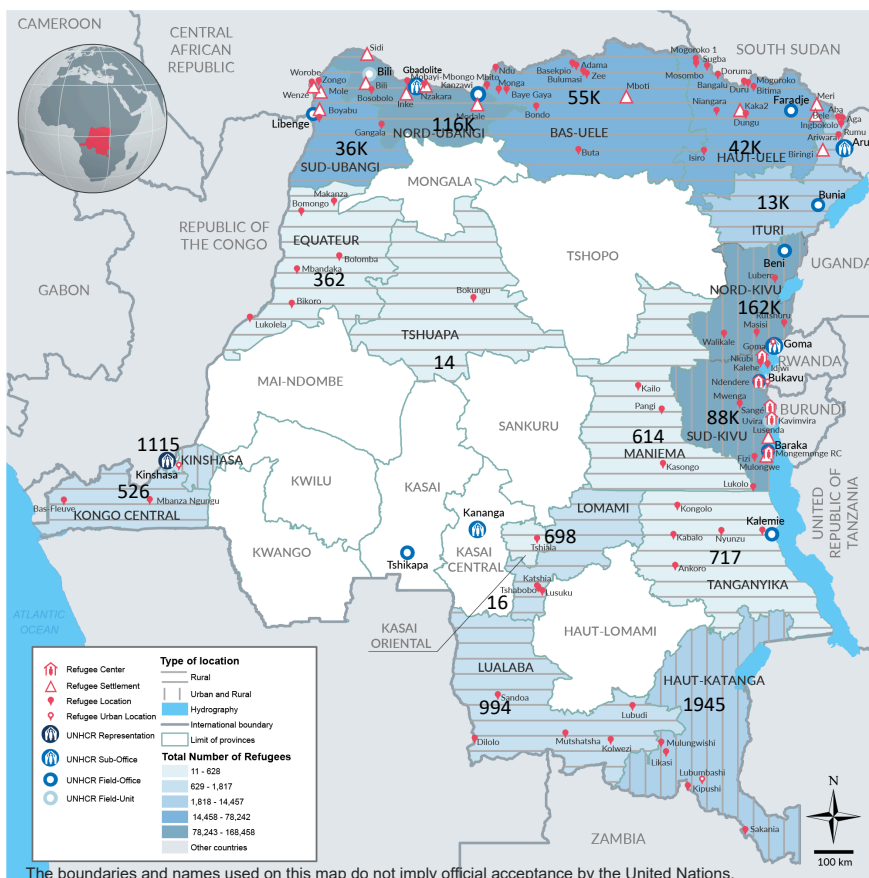


Refugee Population by Province in DRC

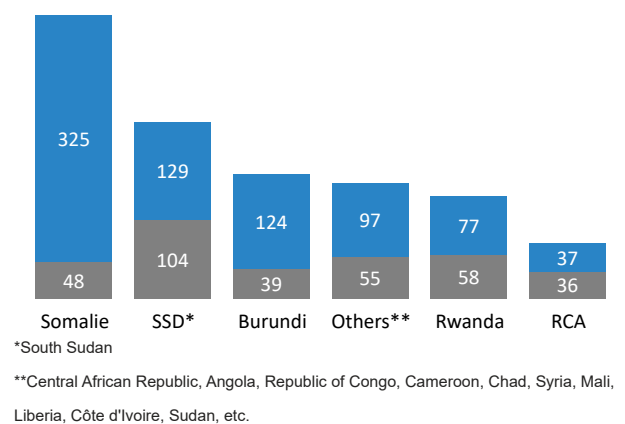


****:Haut-Katanga (1945), Kinshasa (1115), Lualaba (994), Lomami 698), Kongo-Central (526), Maniema (614), Tanganyika (717), Equateur (362), Tshuapa (14) et Kasai-Oriental(16).

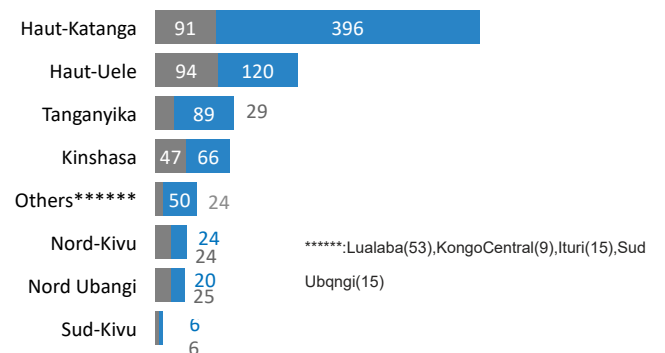
Location of refugee population in DRC



Asylum Seekers Population by Country of Origin

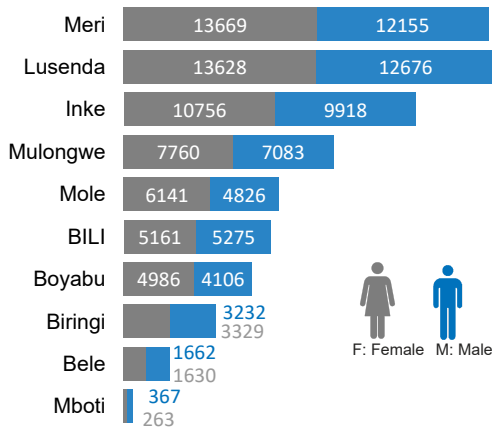


Asylum Seekers Population by Province in DRC



Refugees and Asylum Seekers in RDC

Refugees in settlement




Refugees in the development pole

Location	F	M	Total
Modale	3500	3035	6535
Nzakara	4802	3925	8727
sidi	2129	2042	4171
wenze	2511	1761	4272
Total	12942	10763	23705

Urban refugees

Location	F	M	Total
Bukavu	677	624	1301
Goma	1092	965	2057
Kinshasa	553	562	1115
Lubumbashi	793	920	1713
Total	3115	3071	6186



Repatriation situation in the DRC at 31 January 2025

Number of refugees repatriated(OUT) from the DRC

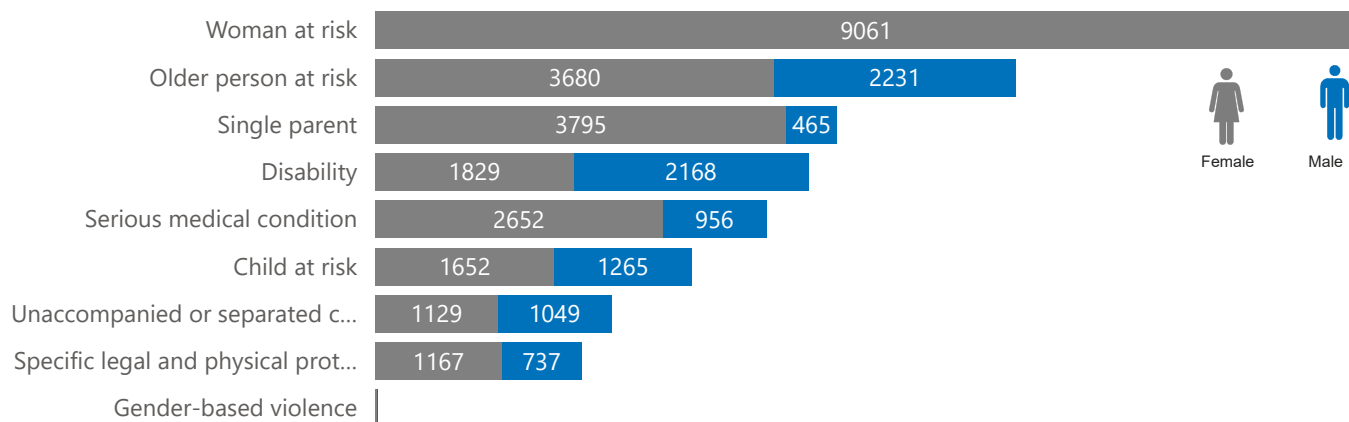
Country of origin	2021	2022	2023	2024	2025	Total
Burundi	7296	3474	4517	2183		19694
RCA	5021	3350	2328	9203		25109
Rep. of Congo	0	0	1	0		9
Rwanda	1920	2451	1924	1512	30	13948
South Sudan	0	3	0	0		3
Total	14237	9278	8770	12898	30	58763

Situation of resettlement 2024

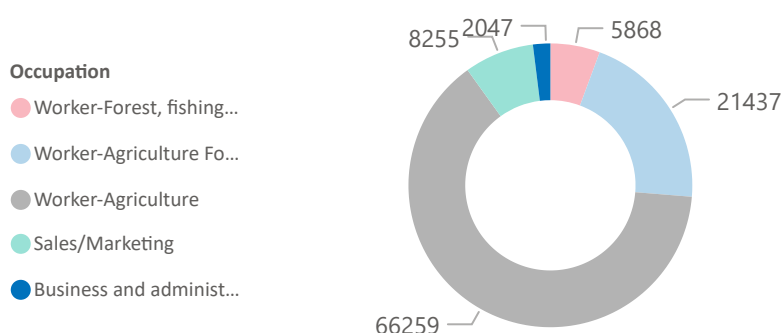
Nationality/ resettlement country	#Ind.Reinstalled	Indsubmit
Burundi	3	9
USA	3	9
CANADA	0	0
COB	2	0
USA	2	0
Total	5	9

RSA: South africa , RCA: central African Republic , USA: United States , COB: Rép.of Congo, SSD: South Sudan, RDC: Rép.Democratic of Congo, ICO: Cote d'ivoire , SW: Swaziland

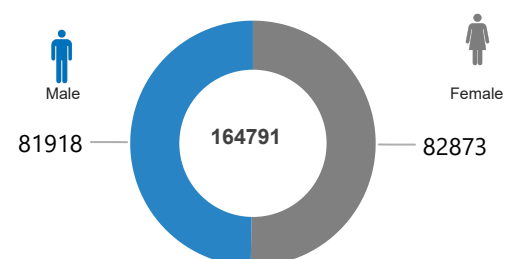
A) Person with specific needs



B) Top 5 Occupation



C) Situation of refugee children of school age(6-17years)



Key figures on refugees and asylum seekers in the DRC

Registration



520 197

Registered on individual basis
523 365 refugees | 1155 Asylum seekers



2234

Refugees and asylum seekers
registered on 2024



390423

Refugees and asylum seekers
registered in proGres

Refugees

Asylum seekers



81% Women and children **77%**



57% Children(0-17ans) **56%**



40% Adults(18-59ans) **41%**



3% Elderly(60+) **4%**



222 020


Refugees and asylum seekers aged 5+ years
registered in proGres with biometrics in
2024

390 423

222 020

● Persons registered in proGres
● People registered in proGres with biometrics

New arrivals by country of origin



** : Cameroun: 1

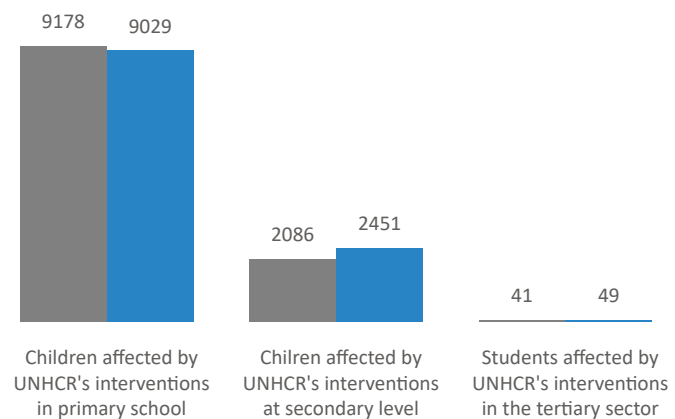
Registration trend by new arrival during the year



Documentation (issued by the Government):

- All individuals registered in ProGres have at least one protection document, **390423** persons.
- **129774** Rwandan refugees not yet registered in ProGres without any document protection.
- **92** children born in 2024; **50** received birth certificate with help of government.
- **30105** Persons with refugees card.

Forcibly displaced people enrolled in the national education system(2023 national report)



Population Trend by year(2021 - 2025)

