

LRP 2024 Appeal

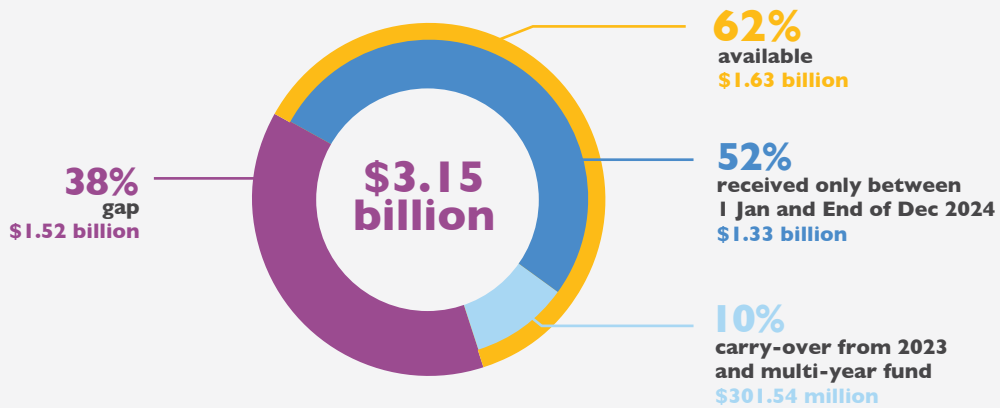
\$3.15 billion

Available

\$1.63 billion

\$1.33 billion received between January and End of December 2024 plus \$301.54 million of funds received in 2023 for 2024 projects + carry-over

LRP 2024 Funding Available *Based on Partner Reporting*



2024 LRP Donors

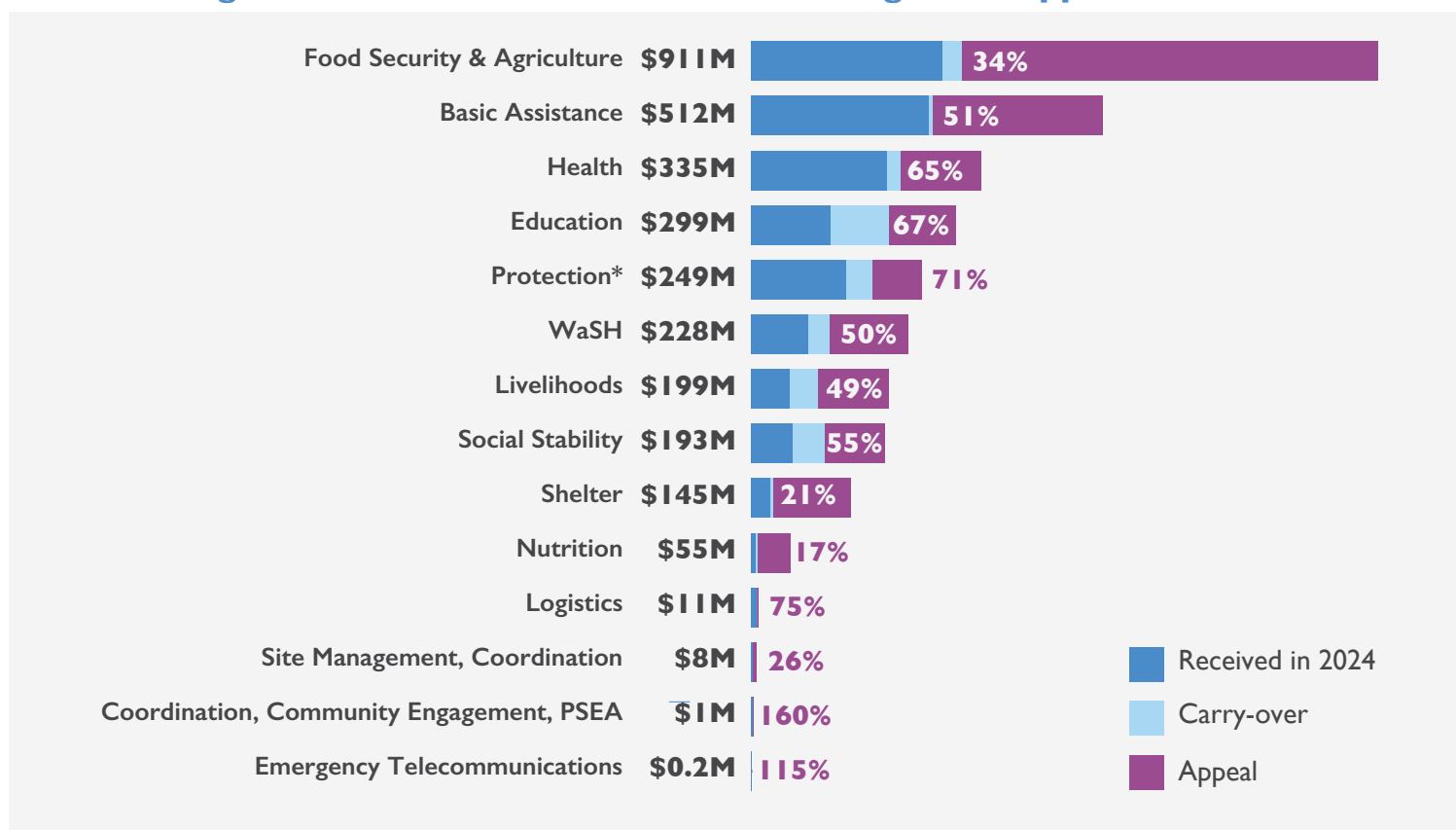
Adaptation Fund, AUSTRALIA, AUSTRIA, Belgium, Bulgaria, Canada, Central Emergency Response Fund - CERF, China, Core funds, Cyprus, CZECH REPUBLIC, DENMARK, Education Cannot Wait Fund, Estonia, EUROPEAN UNION, Finland, FRANCE, GERMANY, Global Fund for Fighting AIDS, Tuberculosis and Malaria, Greece, Iceland, IRELAND, Italy, JAPAN, KOREA, REPUBLIC OF, Kuwait, Lebanon, LHF-OCHA, LIECHTENSTEIN, Lithuania, Luxembourg, Malta, MONACO, NETHERLANDS, NEW ZEALAND, NORWAY, Oman, Others, POLAND, Portugal, PRIVATE DONORS, QATAR, SAUDI ARABIA, SPAIN, SWEDEN, SWITZERLAND, The EU Regional Trust Fund in Response to the Syrian Crisis, The European Union Trust Fund, UN Trust Fund for Human Security - HSTF, UNITED ARAB EMIRATES, UNITED KINGDOM, UNITED STATES OF AMERICA, Women's Peace and Humanitarian Fund

Direct recipients*

ABAAD, ACTED, ADRA, AFD, AICA, AISPO, Al Majmouaa, Al Makassed, AMEL, Ana Aqra, AND, ANERA, Arche Nova, ARCS, AVSI, Basmeh-zeitooneh, Bedayati, Borderless, CARE, Caritas Lebanon, CDR, CES-VI, chaine de l'espoir, CISP, Code Brave, DCA, DRC, Embrace, FAO, FISTA, Ghawth, GVC, HAND, HelpAge, Himaya, Humedica, ICRC, ICU, ILO, IMC, Intersos, IOCC Lebanon, IOM, IRC, Islamic Relief Lebanon, ISWA, Leb Relief, LSR, LOST, MAG, Magna Lebanon, MAP-UK, MCC, MDM, MECC, MEDAIR, Medglobal, MERATH Lebanon, Mercy Corps, Mercy USA, MDSF, MSD, Naba'a, Nabad, Nawaya network, Near East Foundation, NRC, NUSANED, Oeuvre d'Orient, OXFAM, PCPM, Plan International, PU-AMI, RESTART Lebanon, RI, RMF, Safadi Foundation, SAMS, SBT, SCI, SDAid, SIF, Skoun, Solidarités international, TAAWON, Tabitha-Dorcas, Tahaddi Lebanon, TdH-It, TdH-L, Tearfund, Trocaire, UN WOMEN, UNDP, UNFPA, UN-Habitat, UNHCR, UNICEF, UNOCHA, UNOPS, UNRCO, UNRWA, WCH, Welthungerhilfe, WFP, WHO, WRF

* Partners listed above are those who reported receiving direct funding from donors in 2024

2024 Funding Received and Allocated: LRP Including Flash Appeal

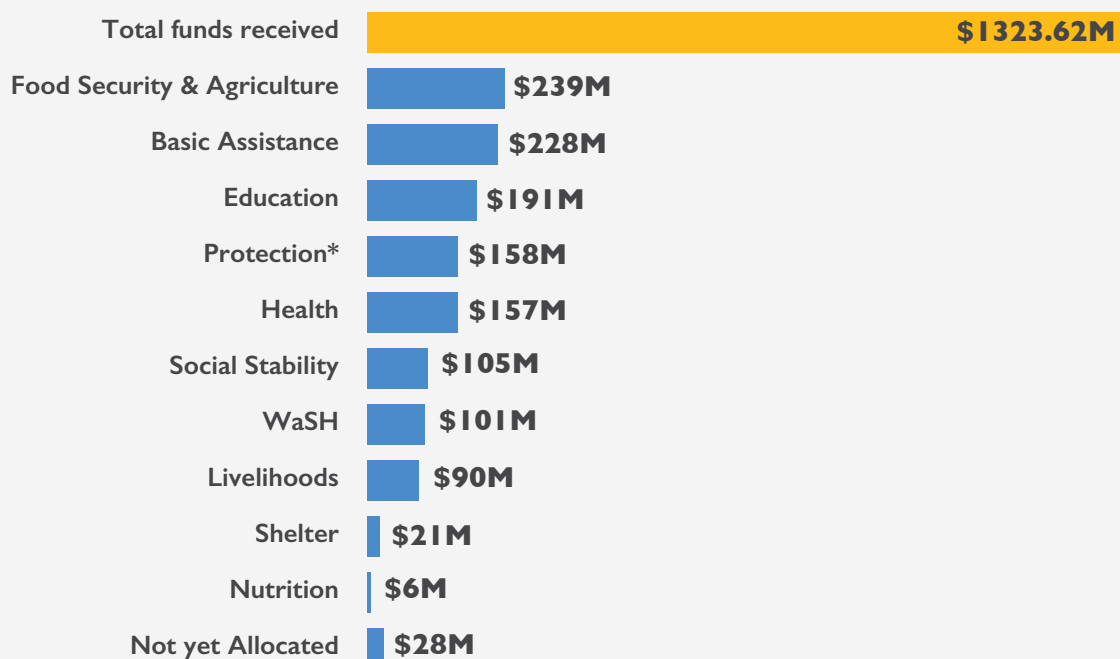


*For General Protection, the 2024 Appeal is \$152M, and 78% of the funding was allocated and received
For Child Protection, the 2024 Appeal is \$57M, and 54% of the funding was allocated and received
For Gender-Based Violence, the 2024 Appeal is \$40M, and 64% of the funding was allocated and received

Contributions to the LRP and Flash Appeal in 2024 reported by UN and NGO implementing partners by sector in USD (1 Jan – 31 Dec 2024)

Sector	A. Received in 2024	B. Carry over from 2023	C. Available in 2024	Appeal 2024 (Needs)	Percent Funded (2024 received alone)	Percent Funded (2024 received + Carry over from 2023)
Total	1326.13M	301.54M	1627.64M	3146.7M	42%	52%
Basic Assistance	257.61M	5.71M	263.32M	511.5M	50%	51%
Coordination, Community Engagement, PSEA	2.08M	0M	2.08M	1.3M	160%	160%
Education	115.02M	85.33M	200.35M	299.3M	38%	67%
Emergency Telecommunications	0.23M	0M	0.23M	0.2M	115%	115%
Food Security	278.99M	27.97M	306.95M	911M	31%	34%
Health	197.32M	20.1M	217.42M	335.1M	59%	65%
Livelihoods	55.77M	41.05M	96.81M	199.2M	28%	49%
Logistics	8.13M	0M	8.13M	10.8M	75%	75%
Nutrition	7.4M	1.84M	9.24M	54.8M	14%	17%
Protection	138.15M	37.61M	175.76M	249.1M	55%	71%
General Protection	89.65M	29.45M	119.10M	151.88M	59%	78%
Child Protection (CP)	27.12M	4.09M	31.21M	57.32M	47%	54%
Gender-Based Violence (GBV)	21.39M	4.08M	25.47M	39.83M	54%	64%
Shelter	27.79M	3.11M	30.9M	144.6M	19%	21%
Site Management, Coordination	2.17M	0M	2.17M	8.4M	26%	26%
Social Stability	59.99M	46.65M	106.64M	193M	31%	55%
WaSH	83.37M	31.13M	114.5M	228.4M	37%	50%
Not yet Allocated	92.11M	1.04M	93.14M	0M		

2024 Funding Received and Allocated: LRP only

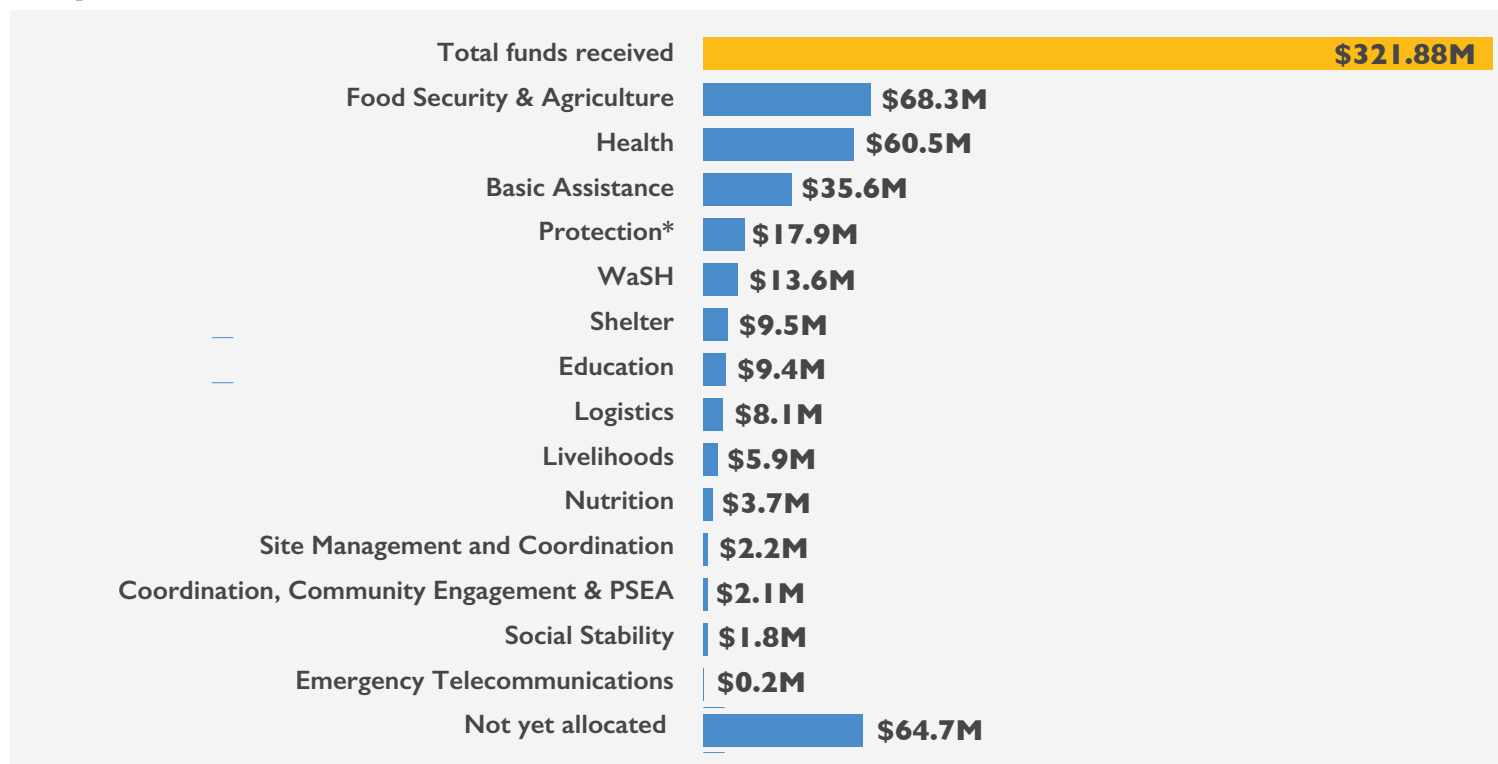


*For General Protection, the 2024 Appeal is \$132M, and 83% of the funding was allocated and received
For Child Protection, the 2024 Appeal is \$44M, and 62% of the funding was allocated and received
For Gender-Based Violence, the 2024 Appeal is \$32M, and 67% of the funding was allocated and received

Contributions to the LRP in 2024 reported by UN and NGO implementing partners by sector in USD (1 Jan – 31 Dec 2024)

	A. Received in 2024	B. Carry over from 2023	C. Available in 2024	Appeal 2024 (Needs)	Percent Funded (2024 received alone)	Percent Funded (2024 received + Carry over from 2023)
Total	1022.89M	300.73M	1323.62M	2720.9M	38%	49%
Basic Assistance	222.02M	5.71M	227.73M	464.5M	48%	49%
Education	105.6M	85.33M	190.93M	283.9M	37%	67%
Food Security	210.73M	27.96M	238.69M	780M	27%	31%
Health	137M	19.9M	156.9M	295.1M	46%	53%
Livelihoods	49.85M	40.46M	90.31M	188M	27%	48%
Nutrition	3.74M	1.84M	5.58M	46.9M	8%	12%
Protection	120.28M	37.61M	157.89M	207.4M	58%	76%
General Protection	80.29M	29.45M	109.74M	131.88M	61%	83%
Child Protection (CP)	22.81M	4.09M	26.90M	43.67M	52%	62%
Gender-Based Violence (GBV)	17.19M	4.08M	21.27M	31.83M	54%	67%
Shelter	18.32M	3.11M	21.43M	100.1M	18%	21%
Social Stability	58.18M	46.65M	104.83M	165M	35%	64%
WaSH	69.76M	31.13M	100.89M	190M	37%	53%
Not yet Allocated	27.42M	1.04M	28.45M			

Response to Escalation of Hostilities in Lebanon (Flash Appeal)



*For General Protection, the 2024 Appeal is \$20M, and 47% of the funding was allocated and received
For Child Protection, the 2024 Appeal is \$14M, and 32% of the funding was allocated and received
For Gender-Based Violence, the 2024 Appeal is \$8M, and 53% of the funding was allocated and received

Contributions to the Flash Appeal in 2024 reported by UN and NGO implementing partners by sector in USD (1 Jan– 31 Dec 2024)

Sector	A. Received in 2024	B. Carry over from 2023	C. Available in 2024	Appeal 2024 (Needs)	Percent Funded (2024 received alone)	Percent Funded (2024 received + Carry over from 2023)
Total	321.1M	0.8M	321.88M	467.45M	71%	71%
Basic Assistance	35.59M	0M	35.59M	47M	76%	76%
Coordination, Community Engagement, PSEA	2.08M	0M	2.08M	1.3M	160%	160%
Education	9.42M	0M	9.42M	15.4M	61%	61%
Emergency Telecommunications	0.23M	0M	0.23M	0.2M	115%	115%
Food Security	68.26M	0.01M	68.26M	131M	52%	52%
Health	60.32M	0.2M	60.52M	40M	151%	151%
Livelihoods	5.92M	0.59M	6.5M	11.2M	53%	58v%
Logistics	8.13M	0M	8.13M	10.8M	75%	75%
Nutrition	3.66M	0M	3.66M	7.9M	46%	46%
Protection	17.87M	0M	17.87M	41.7M	43%	43%
General Protection	9.36M	0M	9.36M	20M	47%	47%
Child Protection (CP)	4.31M	0M	4.31M	13.65M	32%	32%
Gender-Based Violence (GBV)	4.2M	0M	4.2M	8M	53%	53%
Shelter	9.47M	0M	9.47M	44.5M	21%	21%
Site Management, Coordination	2.17M	0M	2.17M	8.4M	26%	26%
Social Stability	1.81M	0M	1.81M	28M	6%	6%
WaSH	13.61M	0M	13.61M	38.4M	35%	35%
Not yet Allocated	64.69M	0M	64.69M			