

CONTEXT

Since the end of 2024, security and humanitarian conditions in South and North Kivu have worsened rapidly, with civilian casualties, mass displacement, and violations of International Humanitarian Law. Looting and restricted access have severely disrupted humanitarian operations, leaving many without basic services. UNHCR calls for the safety of civilians to be respected, humanitarian access, and the right to move freely to seek safety. Since the 14 February, there has been a significant increase in the number of asylum seekers crossing into Burundi, with close to 61,000 new arrivals in need of international protection recorded as of 26 February. In support of the Government of Burundi, UNHCR is working with partners to ensure that people arriving in search of safety receive the support they need as they await registration and further registration procedures. Prior to this crisis, the DRC already had 6.7 million IDPs, hosted 520,000 refugees and there were 1.1 million Congolese refugees abroad.

KEY FIGURES



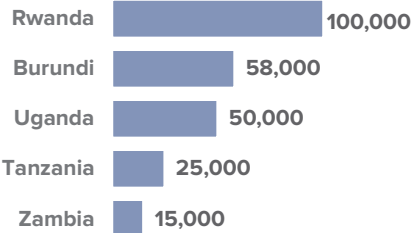
882,965
DRC refugees and asylum seekers in neighboring countries as of 31st December 2024

78,986
New Arrivals from Eastern DRC to neighboring countries since 1st January 2025

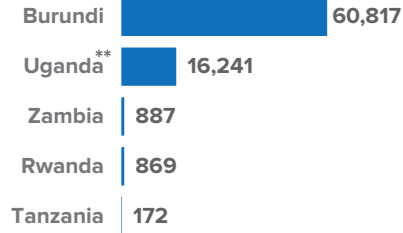
8.04 M*
IDPs conflict-induced and returned IDPs in DRC as of 31st December 2024

500,000
Estimated new IDPs in Eastern DRC since 1st January 2025

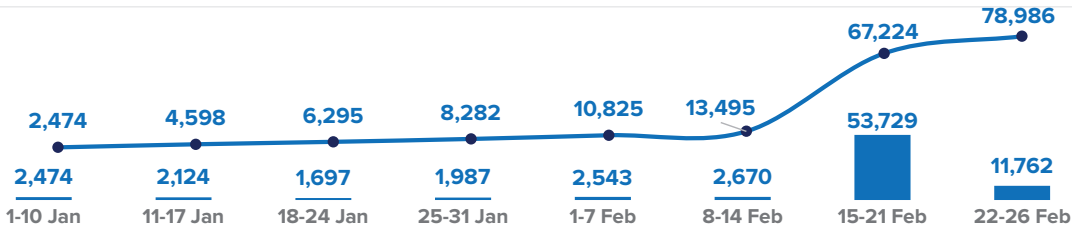
INTER-AGENCY CONTINGENCY PLANNING FIGURES (FEB 2025)



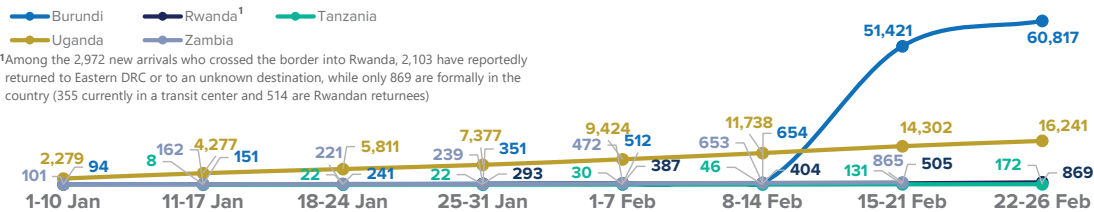
NEW ARRIVALS BY COUNTRY OF ASYLUM



OVERALL WEEKLY AND CUMULATIVE WEEKLY TREND OF NEW ARRIVALS SINCE 1st JANUARY 2025



CUMULATIVE NEW ARRIVALS TREND PER COUNTRY SINCE 1st JANUARY 2025



* Among the 2,972 new arrivals who crossed the border into Rwanda, 2,103 have reportedly returned to Eastern DRC or to an unknown destination, while only 869 are formally in the country (355 currently in a transit center and 514 are Rwandan returnees)

** In addition there are 387,733 disaster-induced IDPs not included in the current figure

** Uganda figure includes all new arrivals from DRC, irrespective of place of origin. While the number of new arrivals is large compared to other host countries, the rate of arrival is within the normal pre-crisis range

MAP OF EASTERN DRC DISPLACEMENT SINCE 1st JANUARY 2025

