

OVERVIEW

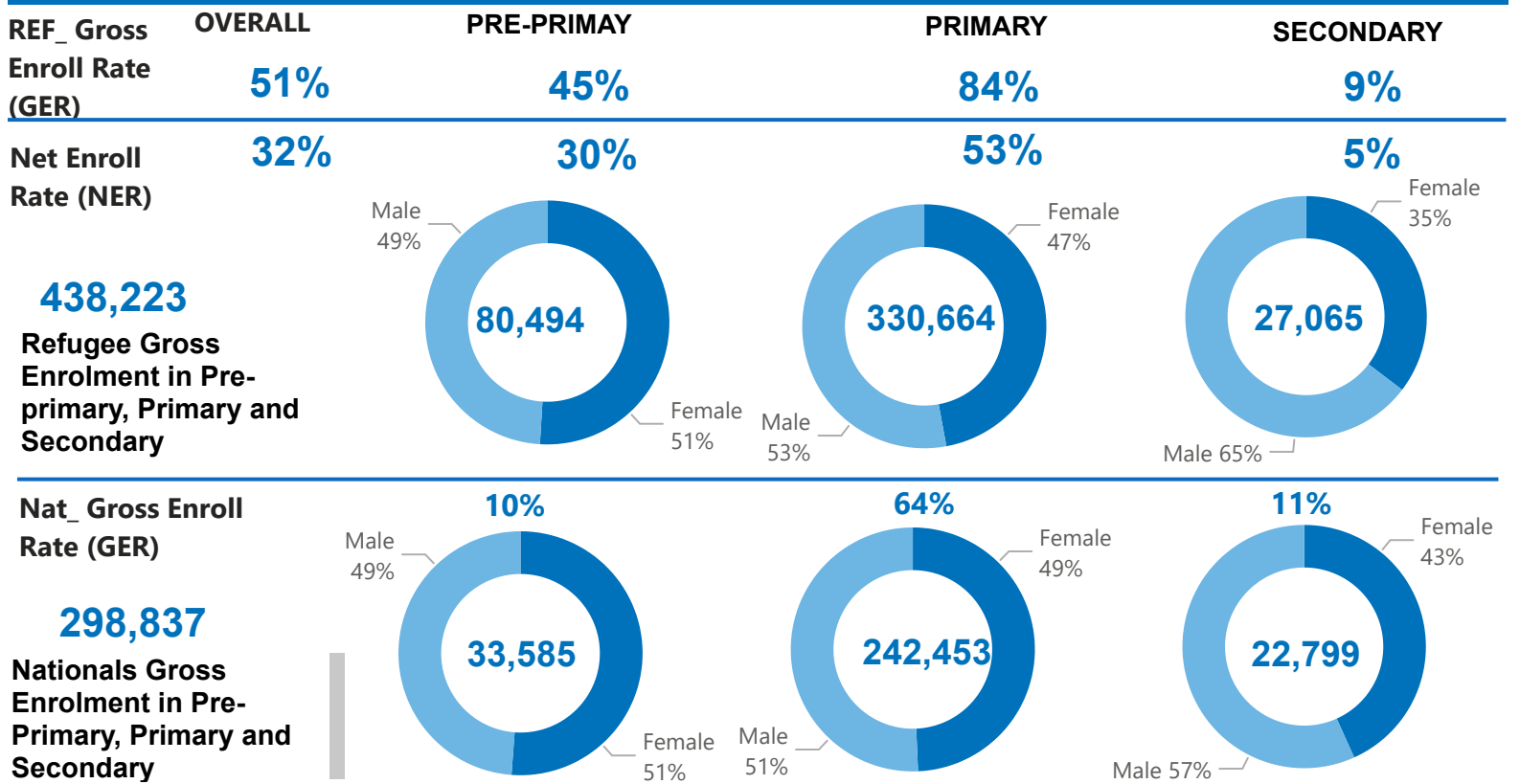
In line with the second Education Response Plan for Refugees and Host Communities, the UCRRP 2024-2025 aims to ensure about 674,895(498,769 refugees and 176,126 nationals) children, adolescents, and youth from the refugee and host communities annually have access to quality and inclusive learning opportunities. The Ministry of Education and Sport (MoES) through the ERP Steering committee approved the ERP II midterm evaluation report which indicated improvement in learning outcomes compared to the baseline. For example, the report indicates that 34% of the P.3 learners and 83 % of the P.6 learners have basic competency in literacy at midterm compared to 18% and 40% respectively at baseline. This was further followed by the review of the district ERP II interventions in the 12 RHDs to review the achievements and challenges towards the implementation of the ERP II. In view of the unique challenges affecting the integration of Sudanese in the national education system, the Permanent Secretary MoES undertook a mission to Kiryandongo refugee settlement to assess the barriers and opportunities for access to quality education for the new arrivals especially for the Sudanese. The key challenges highlighted included the curriculum difference between Uganda (Anglo) and Sudan (Arabic), lack of documentation of prior learning, high costs for secondary and tertiary education and overcrowding in most schools. She encouraged innovative approaches in addressing the challenges like using of double shift School system and language bridging programs. The sector through the MoES Special needs department trained district and partner engineers, DEOs and OPM staffs in all the refugee hosting districts on the School Accessibility Companion Guide (SACG) to the 2019 Building Control Code to ensure future constructions and refurbishment of school infrastructure are inclusive.

Q3 Analysis of results

Outcome 1: Improved access to and retention in inclusive learning and training opportunities

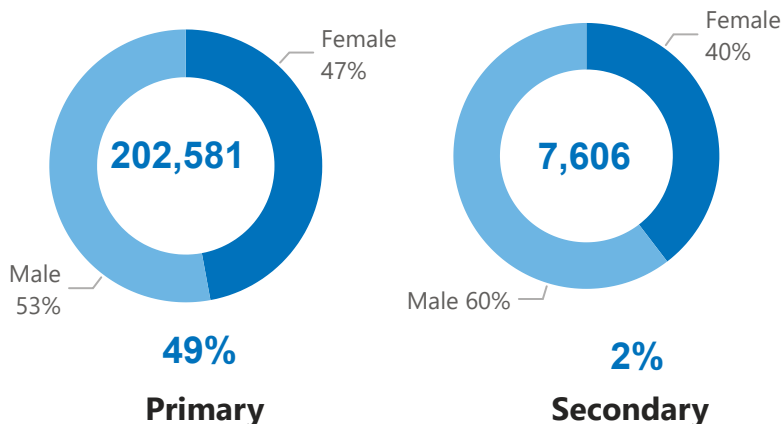
A total of 737,060 (438,223 refugee and 298,837 nationals) learners are enrolled at pre-primary, primary and secondary schools in term 3 2024 representing 109.2 % of the targeted 674,895 learners which is a significant increase of 57,922 (8.6%) from term 2 2024. In term 3 of 2024 compared to term 1, Gross Enrolment Rates (GER) stood at 45% up from 36 % in Early Childhood Development (ECD), 84% down from 91% in primary and secondary remained at 9%. Though more learners have been reached in term 3 than term 1, the GER reduced generally because of the increased number of new arrivals mainly from DRC

KEY PERFORMANCE INDICATORS AND ACTIVITY OUTPUTS



REFUGEE ENROLLMENT IN PUBLIC SCHOOLS

Refugee learners enrolled in public schools in the settlements



CHILDREN WITH DISABILITY (CWD)

	TOTAL	MALE	FEMALE
CWD	29,406	15637	13769
Pre-Primary	3,234	1744	1490
Primary	24,771	13062	11709
Secondary	1,401	831	570
CWD Assisted	780	362	418





Education Dashboard

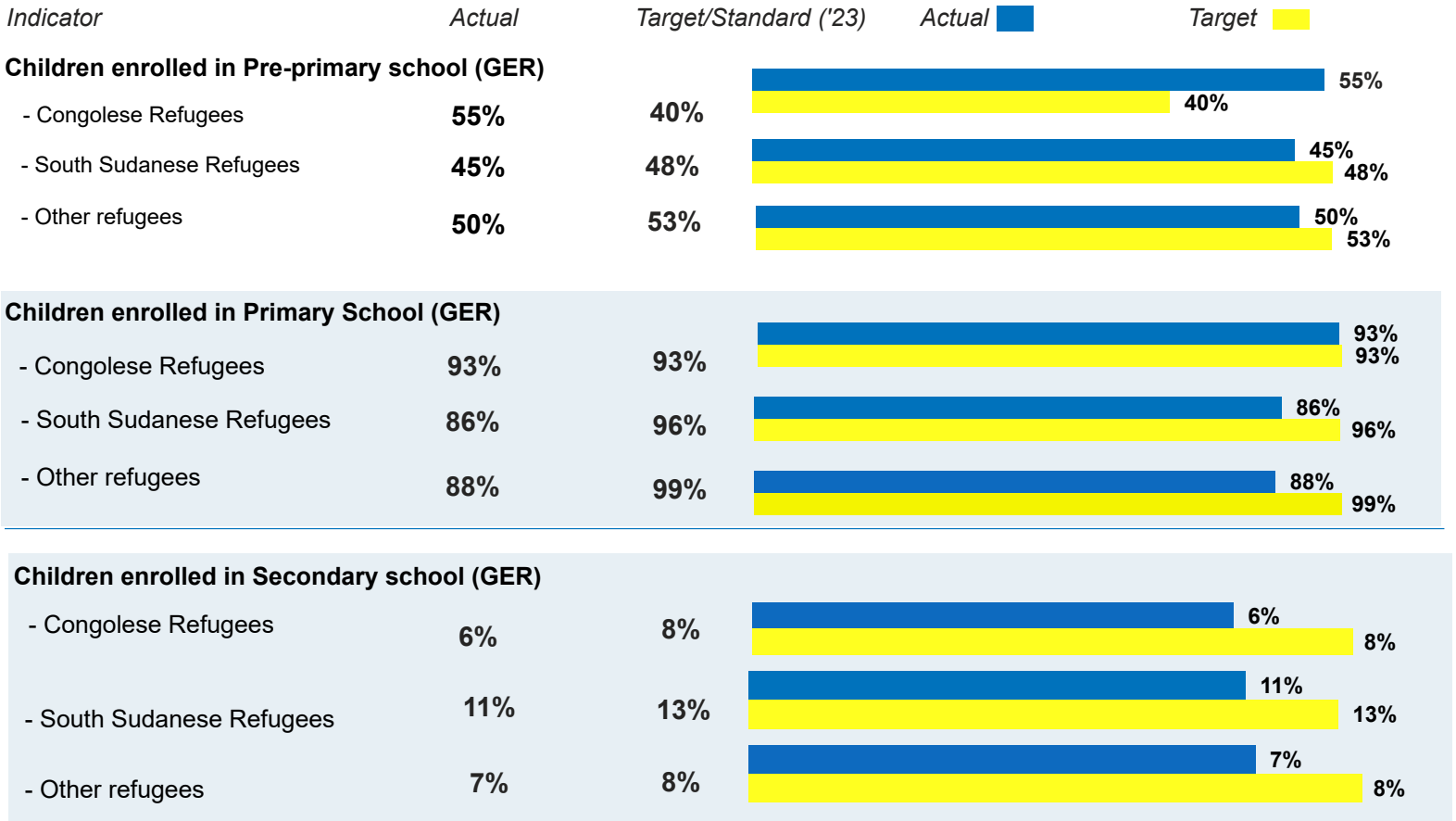
Uganda Refugee Response Plan (RRP) 2024-2025

Reporting period

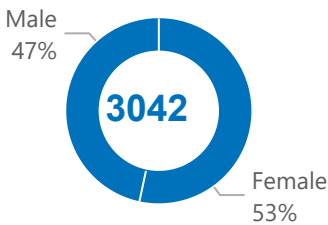
2024

Term 3

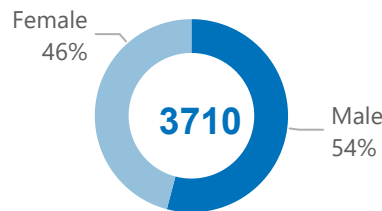
OUTCOME 1: Improved Continued, Safe and Equitable Access and Retention to Inclusive Learning and Skills Training Opportunities



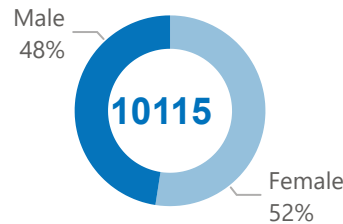
Refugees accessing Scholarships for higher Education



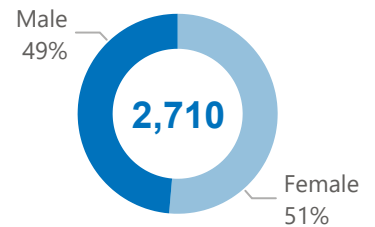
Learners in Accelerated Education Program-Secondary



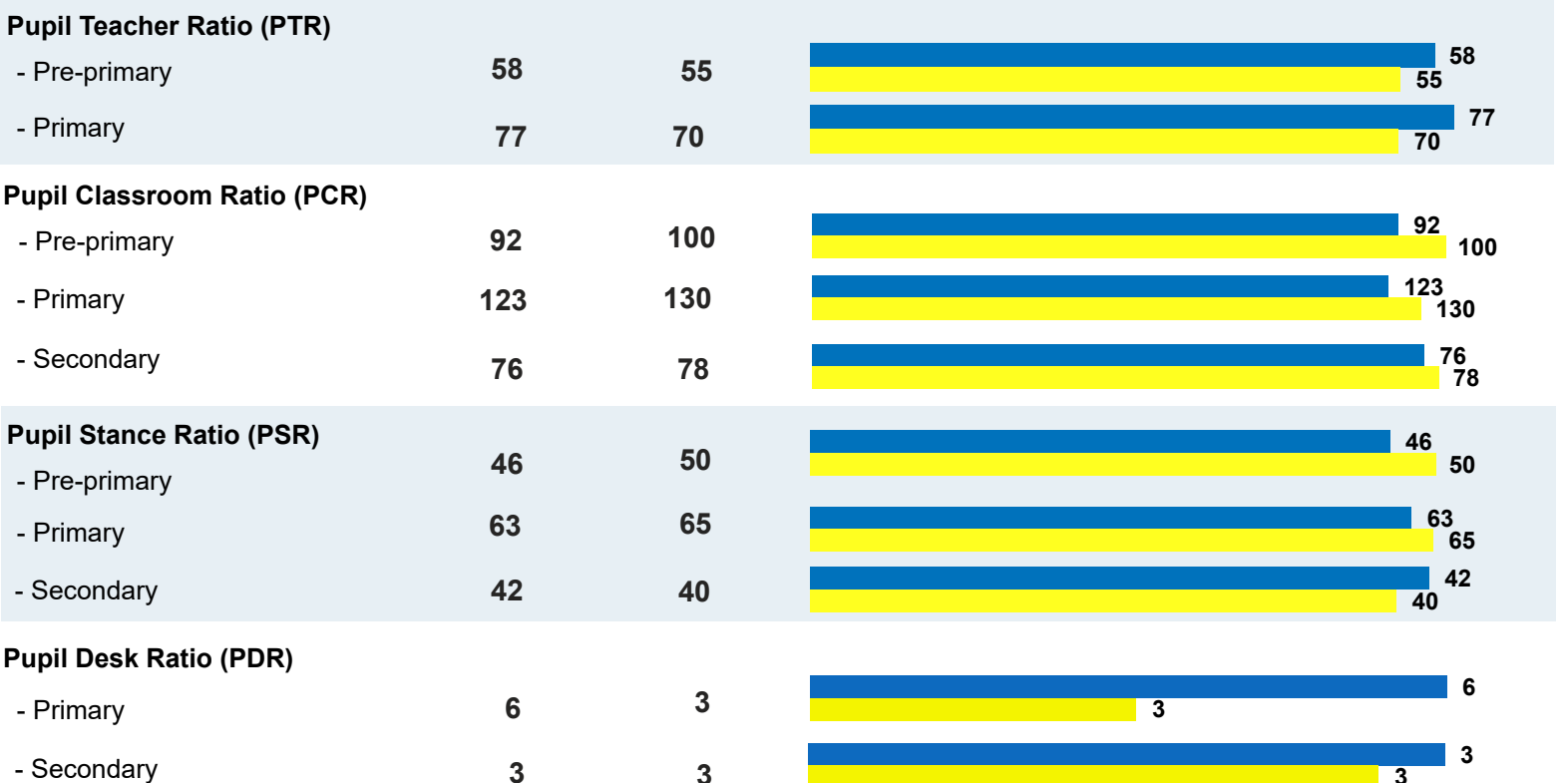
Learners in Accelerated Education Program-Primary



Learners in Vocational Studies



OUTCOME 2: Improved delivery of quality Education and skills training





Education Dashboard

Uganda Refugee Response Plan (RRP) 2024-2025

Reporting period

2024

Term 3

OUTCOME 3: Strengthen systems for effective and resilient service delivery

88%

Pre-Primary schools have functional School Management structures

94%

Primary schools have functional School management structures

94%

Secondary schools have functional School management structures

Major Gaps

2,233

Teacher gap in Primary School

62,471

Gap in desks in Primary Schools

2,413

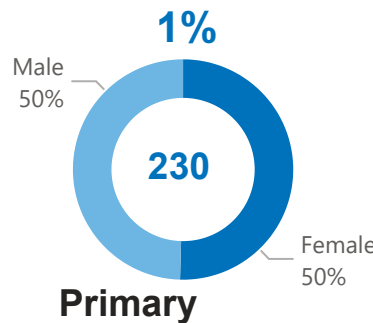
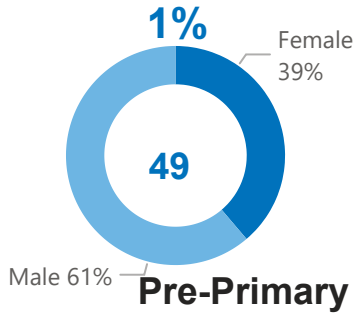
Gap in Latrine Stances in Primary

4,123

Gap in classrooms in Primary

Refugee learners in Kampala

Gross Enroll Rate (GER) for Refugees



Note: only 10 schools reported for Kampala(2 ECD, 6 Primary and 2Secondary)

Funding

\$118M

Total required

\$48M

Received

\$70M

Gap

Partners



23

Association for Aid and Relief Japan, Association of Volunteers in International Service (AVIS), Community Empowerment for Rural Development (CEFORD), Finn Church Aid (FCA), Finnish Mission Uganda (FMU), Hope Foundation (HF), Hopelink Action Foundation Uganda (HAFU), Humanity&Inclusion, I CAN South Sudan (ICSS), International Rescue Committee (IRC), Jesuit Refugee Service(JRC), Norwegian Refugee Council (NRC), Plan International (PLAN), Promoters of Agriculture and Market Linkages(PAML), Rural Initiative for Community Empowerment in West Nile (RICE), Save the Children International (SCI), Simbi Foundation (formerly The Walking School Bus) (SIMBI), Transcultural Psychosocial Organization (TPO), Transformation and Restoration Initiative (TRI), War Child Holland (WCH), Windle International Uganda (WIU), World Vision International (WVI), ZOA International (ZOA)





Education Dashboard

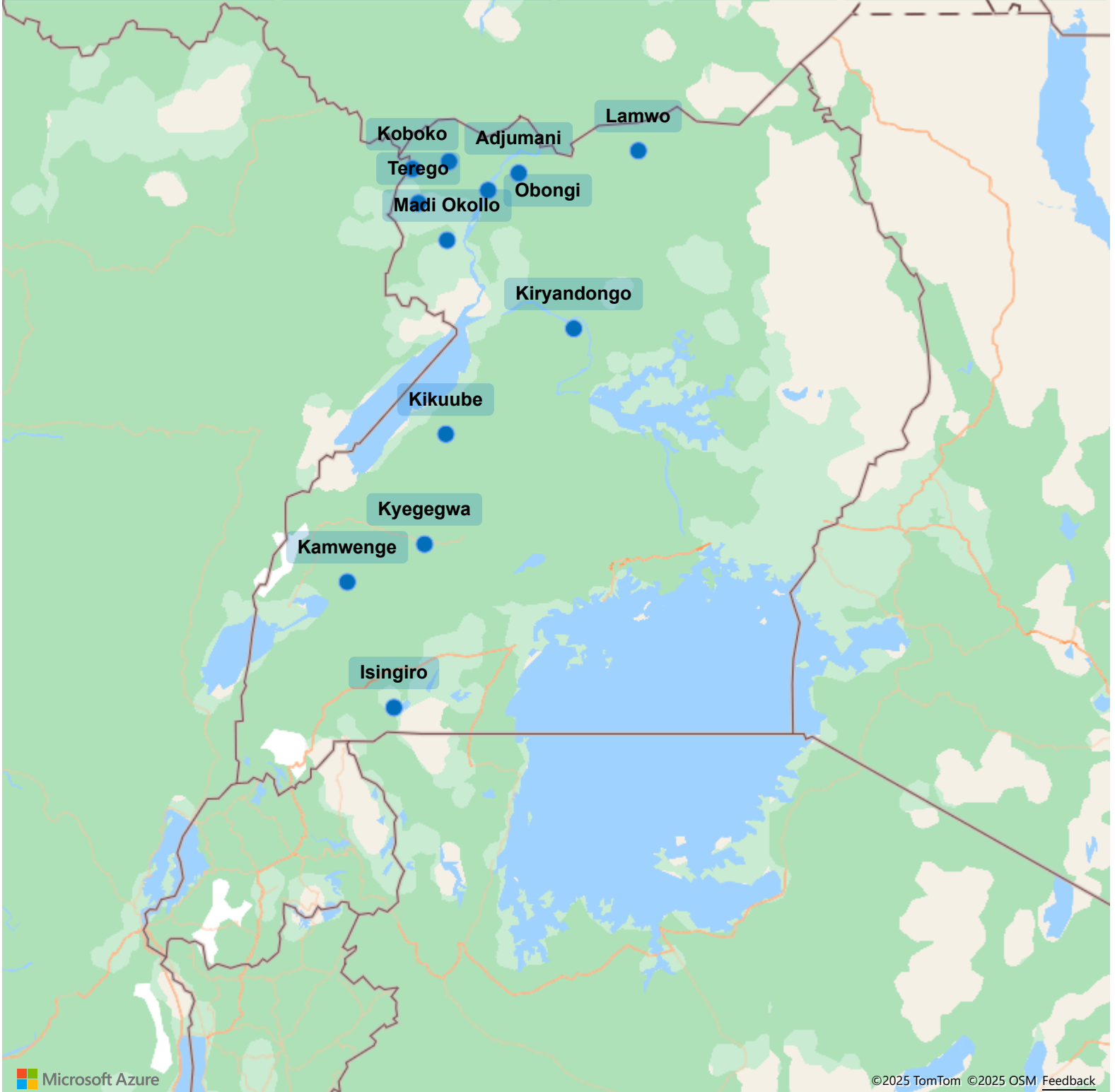
Uganda Refugee Response Plan (RRP) 2024-2025

Reporting period

Term 3

Operational presence

District <input type="text"/>	School Location <input type="text"/>	School Type <input type="text"/>	Partner Name <input type="text"/>
All <input type="text"/>	All <input type="text"/>	All <input type="text"/>	All <input type="text"/>



Microsoft Azure

©2025 TomTom ©2025 OSM Feedback

The boundaries and names shown and the designations on this map do not imply official endorsement or acceptance by the United Nations

Sectors contacts: Dr. Cleophus Mugenyi (MOES) cleophusma@yahoo.com

Julius Okello okelloju@unhcr.org

Shakira Luwedde (FCA) shakira.luwedde@kirikonulkomaanapu.fi



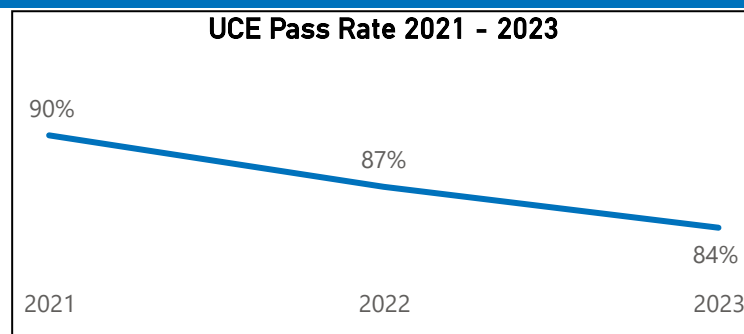
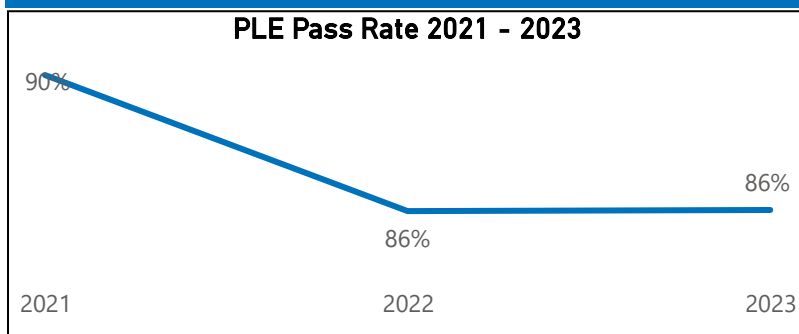
Power BI



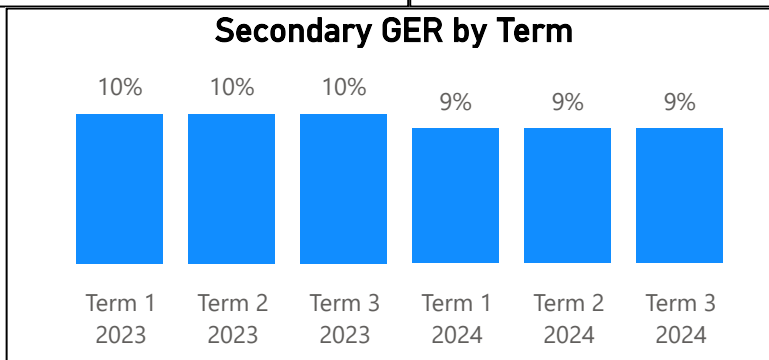
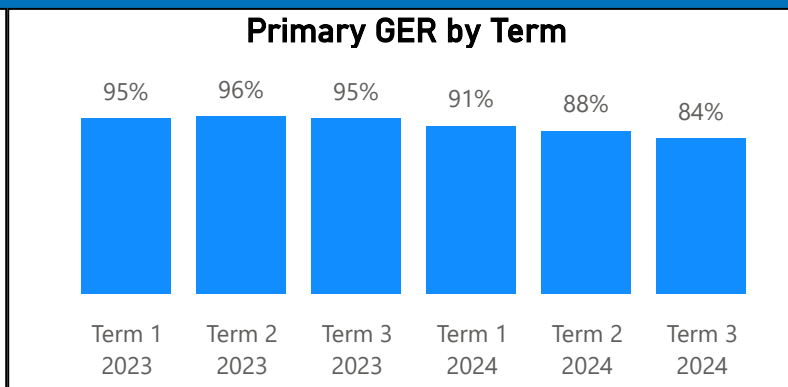
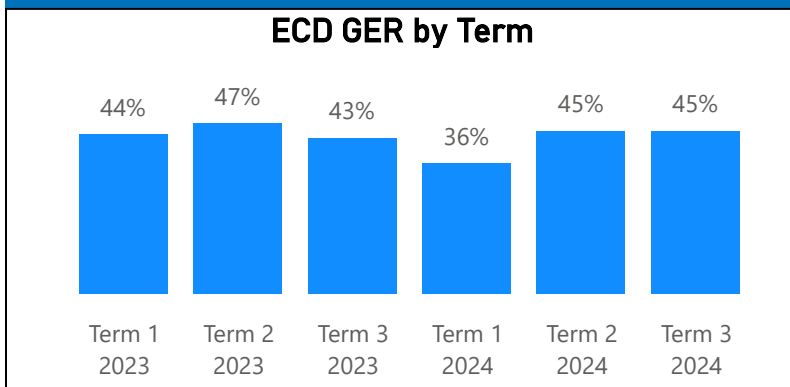
Education Trend Analysis

Uganda Refugee Response Plan (RRP) 2024-2025

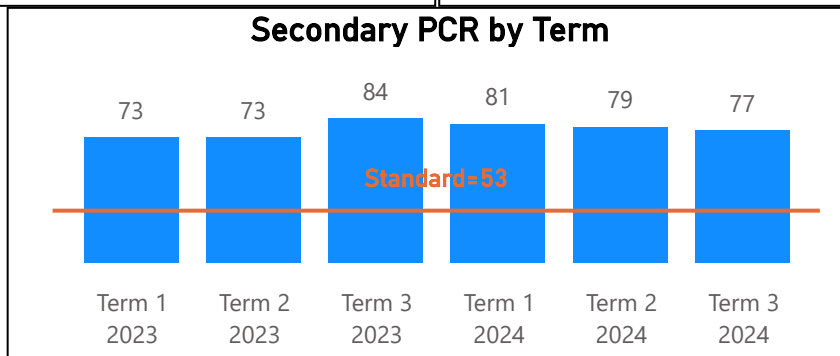
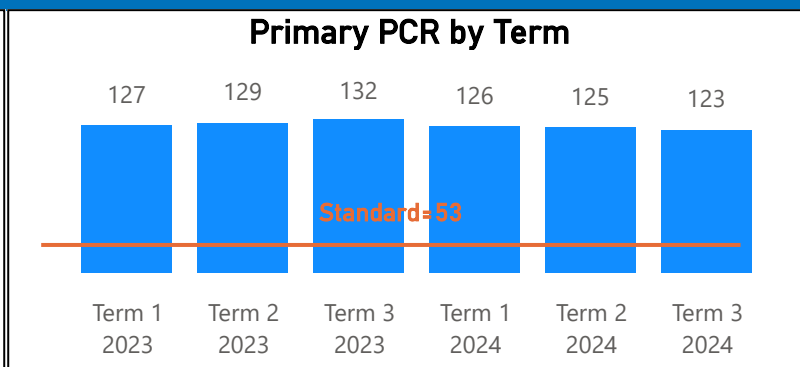
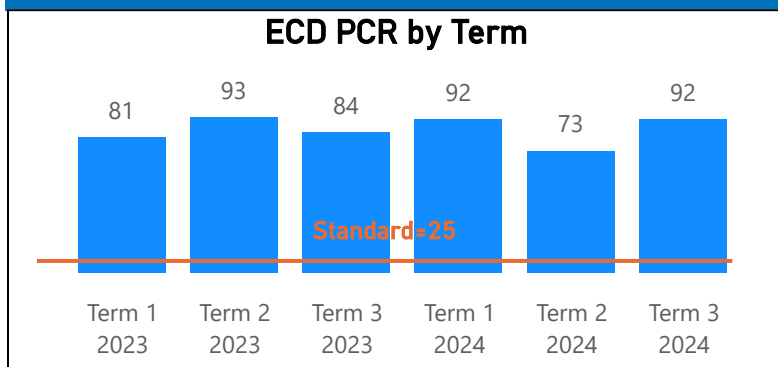
UNEB PASS RATES 2021 - 2024



GROSS ENROLLMENT RATES(GER) TRENDS 2023-2024



PUPIL CLASSROOM RATIO(PCR) TRENDS



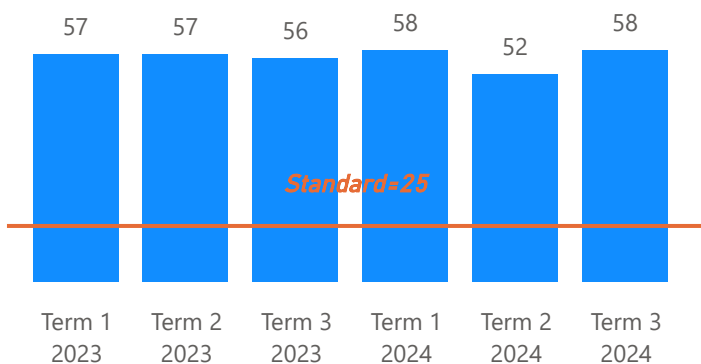


Education Trend Analysis

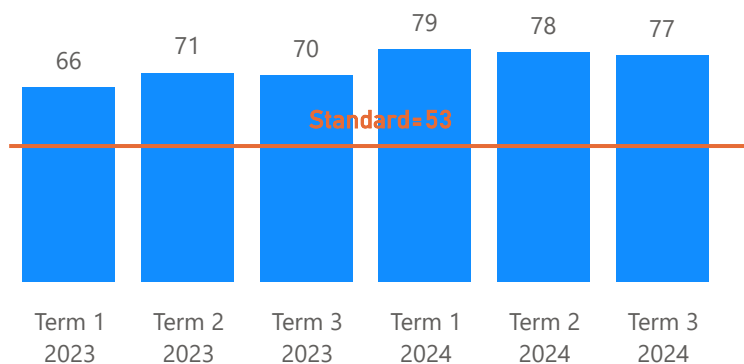
Uganda Refugee Response Plan (RRP) 2024-2025

PUPIL TEACHER RATIO(PTR) TREND

ECD PTR by Term

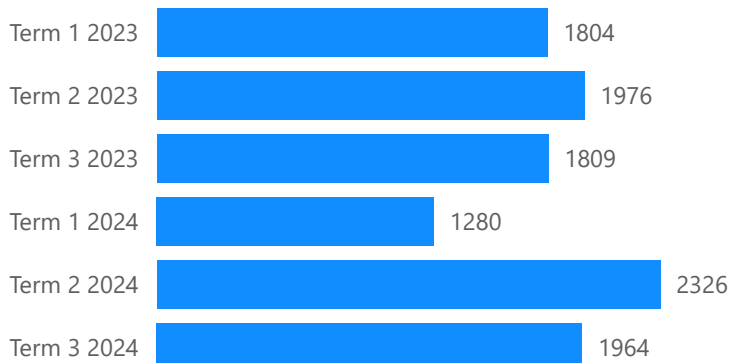


Primary PTR by Term

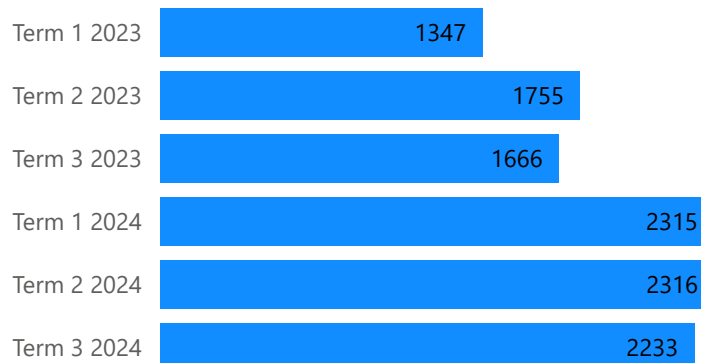


TEACHER GAP BY TERM

ECD Teacher gap by Term




Primary Teacher by Term



CLASSROOM GAP BY TERM

ECD Classroom gap by Term



Primary Classroom gap by Term



Secondary Classroom gap by Term

