Environment & Energy Dashboard

Uganda Refugee Response Plan (RRP) 2024-2025

Q4 2024

January - December 2024

SECTOR OVERVIEW

The E&E Sector's vision is to restore and maintain a healthy natural environment and ensure access to energy for improved social services for refugees and host communities. This vision aligns with the commitment by Government of Uganda during the Global Refugee Forum to include refugees and their specific situations in its nationally determined contributions and adaptation plans to effectively reduce the carbon emissions from deforestation and to enhance access to safe, clean, and affordable energy in refugee hosting districts by 2027. All sector outputs and outcomes contribute towards this pledge.

Result Analysis;

Natural resource management and protection

The Q4 achievements progressed well and are on track to meet the 2024 targets.

i. Seedling production and distribution - By end of December 2024, 10.3 million tree seedlings had been raised (ready for uptake) across the 15 nurseries that supply the operation in 2024. Of these, approximately 8.9 million seedlings had been distributed to beneficiaries for transplanting for establishing new woodlots, beating up already established woodlots and household tree growing. The bulk of these seedlings (47%) were taken up by District Local Governments due to their access to land and Implementing Partners who are able to mobilise land in collaboration with Office of the Prime Minister.

ii. Forest and wetland restoration and protection - By the end of the Quarter, 200 hectares of degraded portions of central forest reserves (CFRs) within refugee hosting areas were replanted, maintained and protected. This includes 100ha in Ozubu CFR in Koboko district and 100ha in Buhungiro in Kyegegwa district. This brings the cumulative number of CFRs restored and actively protected to 1,441 hectares. Also, 40ha of wetlands in Kyangwali were demarcated using bamboo to protect them from further encroachment. The bamboo will serve as a source of firewood in 4-5 years while shielding the wetland to enhance its restoration to the original state.

iii. Woodlot establishment and maintenance - In Q4 alone, 491.4ha of woodlots were established with refugee settlements and surrounding host communities. Cumulatively, by the end of December 2024, 2,135.2ha of new woodlots were established. In addition, the 3,999.4ha of already established woodlots/plantations (including in central forest reserves) were maintained through gap filling, weeding and establishment of fire lines.

Access to sustainable energy

i. Energy efficient cookstoves - By December 2024, 68,171 households had been supported with energy-efficient cookstoves. This represents 75.6% of achievement out of the UCRRP target of 90,020 households. Of this, 40.1% were among South Sudanese households, 29.8% Congolese households, 27.8% among host communities and the rest among other nationalities. This high achievement may be due to many more partners reported in Q4 (18 partners) compared to 17 partners in Q3, 15 partners in Q2 and 10 partners in Q1. Excluding host community, this brings the coverage of energy-efficient cookstoves to 159,747 households (798,735 persons) since 2020 corresponding to approximately 44.5%. In addition, 131 energy-efficient cookstoves have been constructed/installed among institutions to reduce the use of firewood by the institutions.

ii. Alternative cooking fuels - A total of 45.1 tons of briquettes were produced to provide alternative cooking fuel to firewood and charcoal for refugees. This achievement exceeds the target of 12 tons set for the UCRRP.

iii. Health centre solarisation - During Q4, (7) health centres were solarised namely Mahani HC III – 10kW, and Kyempango HC III – 10kW both in Rwamwanja; Mukondo HC III – 15kW and Bwiriza HC III -10kW in Kyaka II; Rulongo HC III – 10kW in Oruchinga; and Kibengo HC III – 10kW and Rubondo HC III – 10kW in Nakivale). The aim is to reduce their dependency on diesel and ensure effective health service delivery.

Key challenges;

Impacts of Climate Change - Some settlements continued to experience the impacts of climate change in terms of very short rains such as Adjumani, Kiryandongo and Rhino Camp affecting seedling absorption in these areas. The lack of adequate rains slowed down the uptake of tree seedlings. A considerable portion of the remaining seedlings are expected to be absorbed in Q4.

Sectors contacts: John Paul Magezi (OPM) johnpaulmagezi@gmail.com Miriam Natabo (UNHCR) natabo@unhcr.org
Published: *February 2025*

Environment & Energy Dashboard

Uganda Refugee Response Plan (RRP) 2024-2025

Q4 2024

January - December 2024

ENVIRONMENT- KEY PERFORMANCE INDICATORS AND ACTIVITY OUTPUTS

OUTCOME 1: POCs access an environment where natural resources are managed through sustainable settlement land use plans

Actual *Gap*

Output 1: Natural resources restored and managed sustainably

Hectares of woodlots established

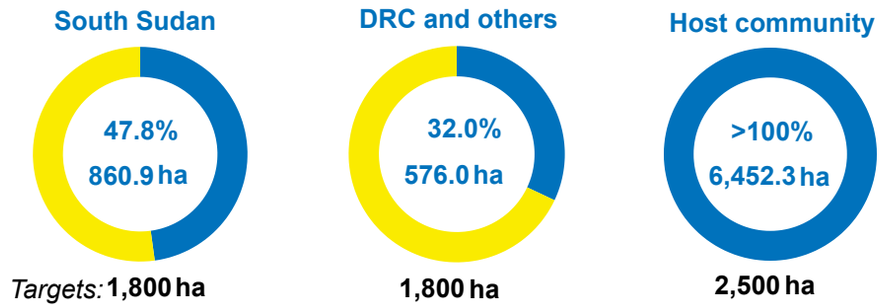

Hectares of woodlots maintained

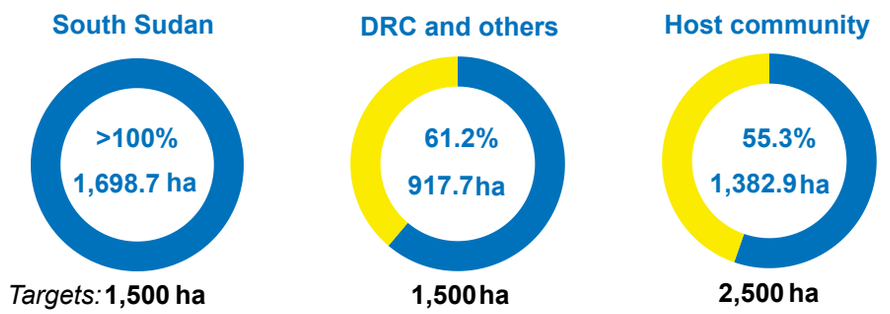

3
Commemorations: World Wetlands Day and World Forests Day

170
Trainings on environmental management carried out

61
Radio shows on environment related programs

10,300,000
Assorted tree seedlings raised

8,900,000
Assorted tree seedlings distributed

1,400,000
Assorted seedlings remained

Hectares of wetlands, lakeshores, and riverbanks restored and protected by beneficiary type

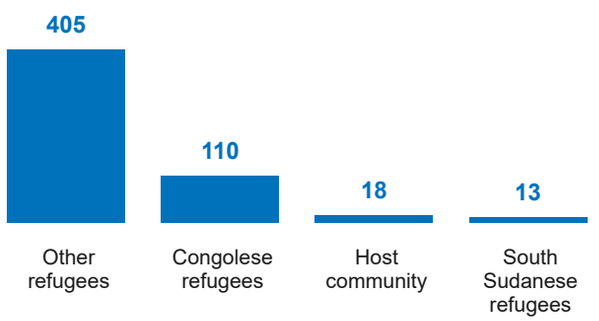

Cash for work beneficiaries under Environment by beneficiary type

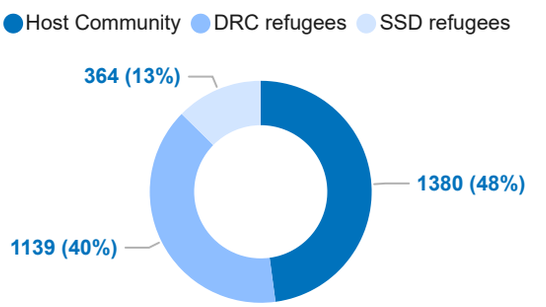

Seedlings planted over the years (in millions)

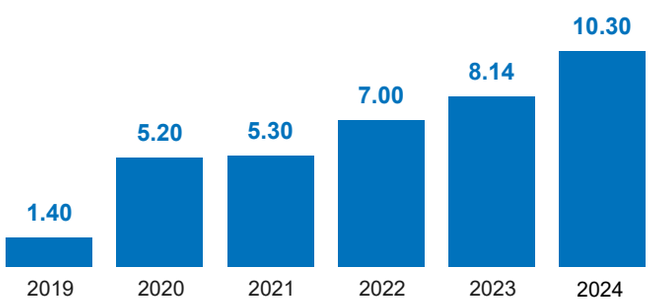

Area restored over the years (in hectares)

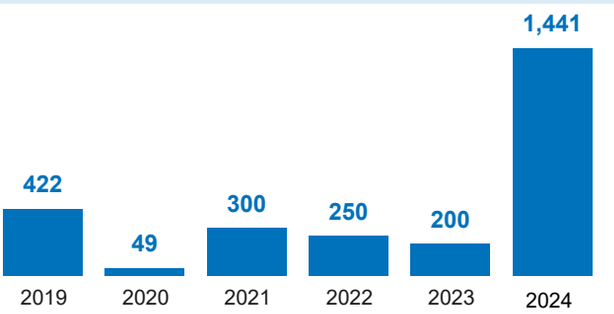

Achievements data: ActivityInfo **Author:** UNHCR Representation in Uganda **Feedback:** ugakaimug@unhcr.org **For more info:** https://data.unhcr.org/en/country/uga

Sectors contacts: John Paul Magezi (OPM) johnpaulmagezi@gmail.com Miriam Natabo (UNHCR) natabo@unhcr.org

Published: *February 2025*

Environment & Energy Dashboard

Uganda Refugee Response Plan (RRP) 2024-2025

Q4 2024

January - December 2024

ENERGY KEY PERFORMANCE INDICATORS AND ACTIVITY OUTPUTS

OUTCOME 2: POCs adopt and use affordable, reliable, sustainable and modern energy

Actual *Gap*

Output 1: Access to energy efficient technologies and fuels for cooking

68,171
HHs supported with improved biomass energy- saving stoves

2,229
Heat-retaining baskets distributed

4,033
Local stove artisans trained

Households supported with clean and/or energy efficient technologies for cooking

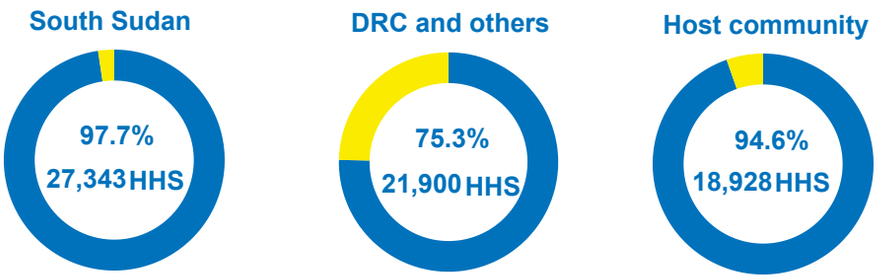

Targets: **28,000 HHS** **27,000 HHS** **20,000 HHS**

Households using clean and alternative fuels for cooking

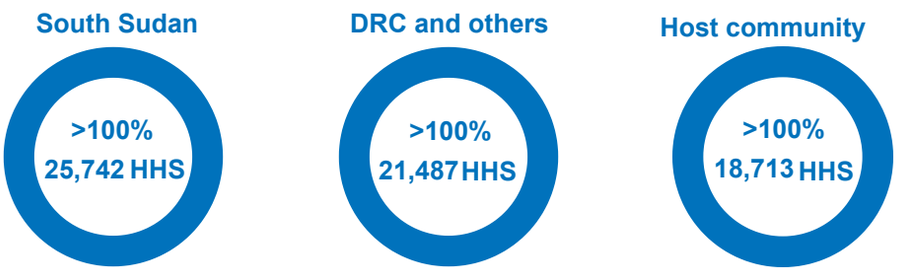

Targets: **2,000 HHS** **2,000 HHS** **3,000 HHS**

Local stove artisans trained

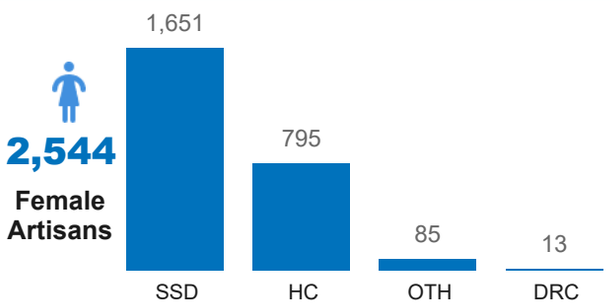

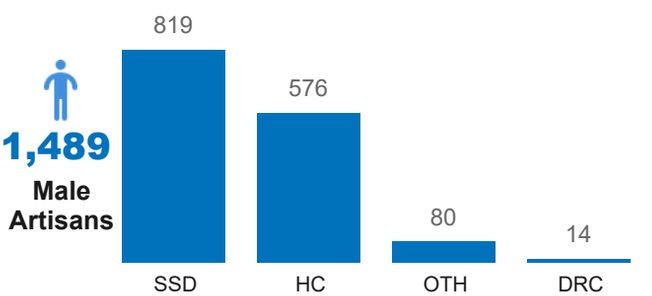

Trained and certified technicians for installation, repair and maintenance of solar street lights

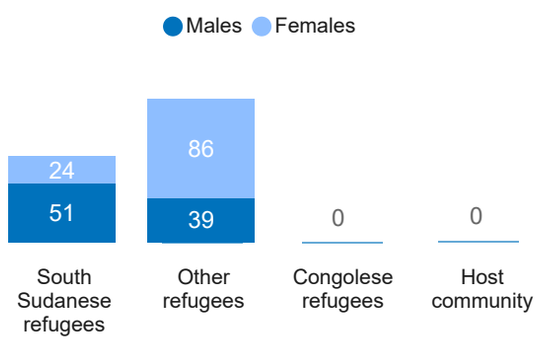

Cash for work beneficiaries under Energy by beneficiary type

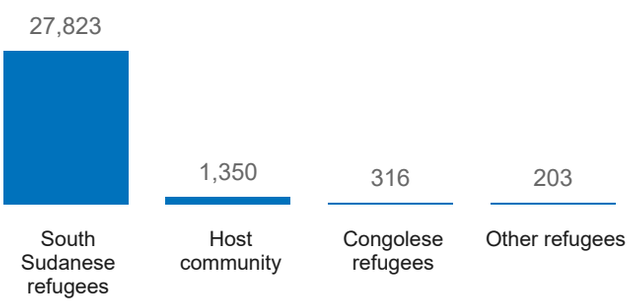

Achievements data: ActivityInfo **Author:** UNHCR Representation in Uganda **Feedback:** ugakaimug@unhcr.org **For more info:** https://data.unhcr.org/en/country/uga

Sectors contacts: John Paul Magezi (OPM) johnpaulmagezi@gmail.com Miriam Natabo (UNHCR) natabo@unhcr.org

Published: *February 2025* **Data sources:** ActivityInfo Partner reporting except for the narrative

Environment & Energy Dashboard

Uganda Refugee Response Plan (RRP) 2024-2025

Q4 2024

January - December 2024

INSTITUTIONAL STRENGTHENING OVERVIEW

OUTCOME 3: Natural resource management and settlement planning integrated across all sectors

Intersector coordination

- **1** WorkGrEEn and SSNFI inter-sector Coordination monthly meetings held
- **3** ECCDPG (Environment & Climate Change Development Partners Group) monthly coordination meetings held
- **1** Energy and Minerals Development Partners Group meeting attended
- **0** Natural Resources, Environment Climate Change, Land and Water Management Programme Working Group meeting attended

Water, Sanitation & Hygiene

- **43%** of water pumped through renewable energy
- **4.2MW** of installed renewable energy for water supply

Protection

- **310** Solar streetlights installed

Education

- **52** School(s) solarized

Partners

Agency for Accelerated Regional Development (AFARD) | Alliance Forum for Development (AFOD) | ALIGHT | Association of Volunteers in International Service (AVSI) | African Women and Youth Action for Development (AWYAD) | Ayuda en Acción (AyudaEA) | Caritas Uganda (Caritas) | Caritas Switzerland | Cooperative and Development (CoopDev) | DanChurchAid (DCA) | Belgian Development Agency (ENABEL) | Finn Church Aid (FCA) | I CAN South Sudan (I CAN SSD) | United Nations Migration Agency (IOM) | Joint Energy and Environment Projects (JEEP) | Lamwo District Local Government (Lamwo DLG) | Luigi Giussani Foundation (LGF) | Lutheran World Federation (LWF) | Malteser International | National Forestry Authority (NFA) | Nsamizi Training Institute for Social Development (Nsamizi) | Raising Gabdho Foundation (RGF) | Save the Children International (SCI) | Uganda Community Based Association for Women and Children Welfare (UCOBAC) | Uganda Red Cross Society (URCS) | Welthungerhilfe (WHH) | West Nile Community Action for Rural Development (WN-CARD) | World Vision International (WVI) | Youth Social Advocacy Team (YSAT)

FUNDING

29 Partners

48M Total funding required

$6.3M	$41.7M
13% Received	87% Gap

Achievements data: ActivityInfo **Author:** UNHCR Representation in Uganda **Feedback:** ugakaimug@unhcr.org **For more info:** https://data.unhcr.org/en/country/uga

Sectors contacts: John Paul Magezi (OPM) johnpaulmagezi@gmail.com; Miriam Natabo (UNHCR) natabo@unhcr.org

Published: *February 2025*

Environment & Energy Dashboard

Uganda Refugee Response Plan (RRP) 2024-2025

Q4 2024

January - December 2024

SETTLEMENT COMPARISON & TRENDS ANALYSIS

Environment: Output 1: Natural resources restored and managed sustainably

Hectares of woodlots established during Q4 2024 by location

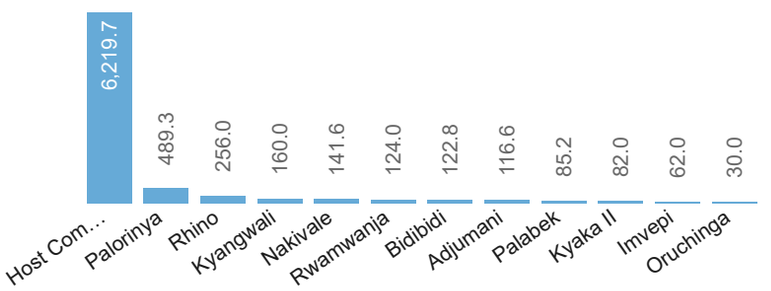

Hectares of woodlots maintained during Q4 2024 by location

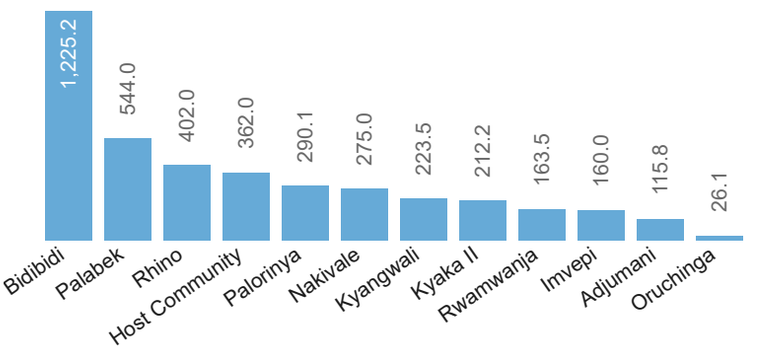

Hectares of woodlots established over the years

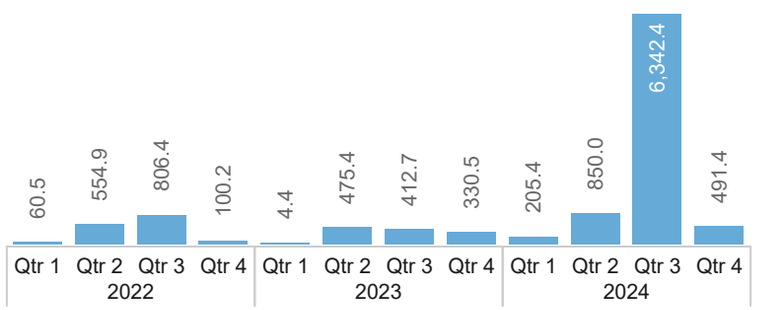

Hectares of woodlots maintained over the years

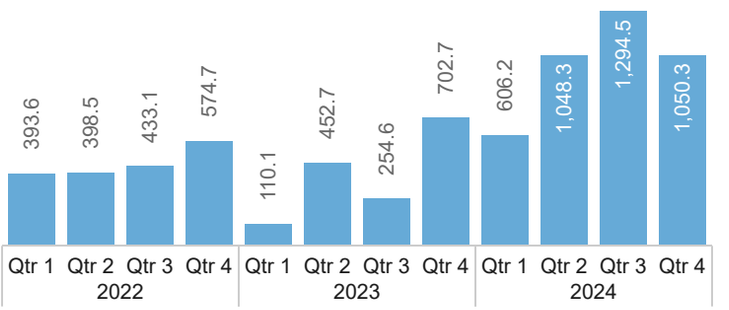

Energy: Output 1: Access to energy efficient technologies and fuels for cooking

Households supported with clean and/or energy efficient technologies for cooking during Q4 2024

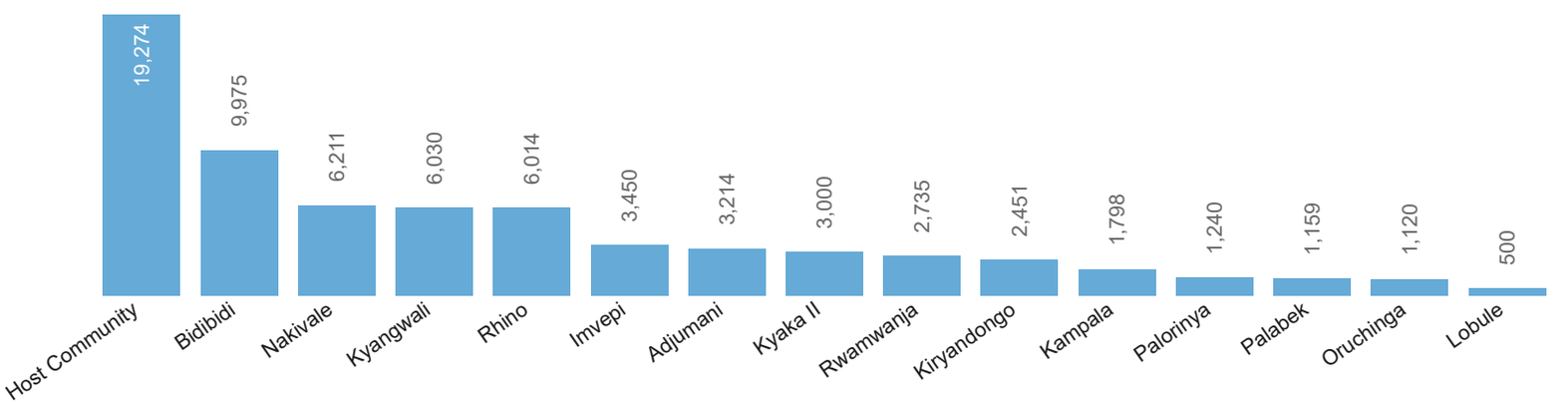

Households that have been supported with clean and/or energy efficient technologies for cooking over the years

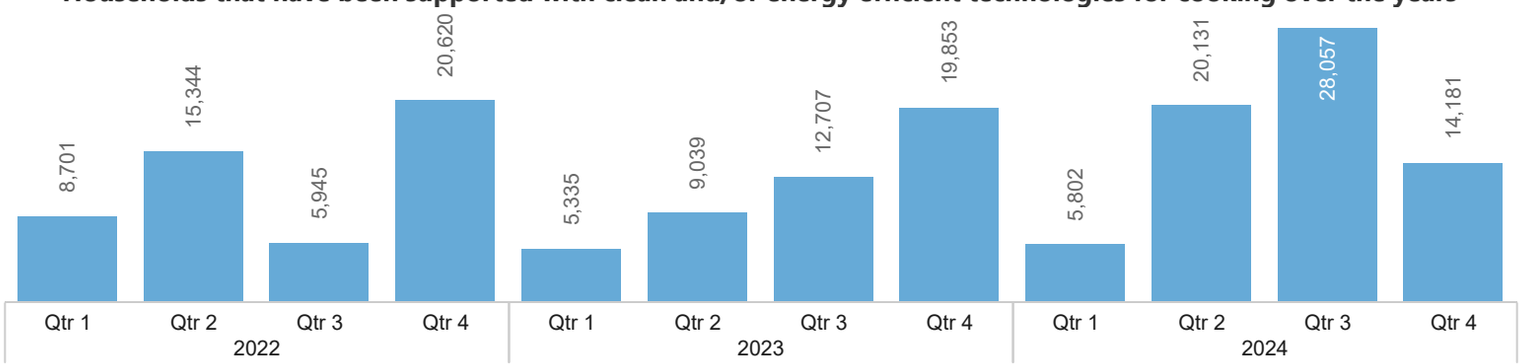

Operational presence by Location

KOBOKO

AFARD, Caritas, Caritas Switzerland, DCA, ENABEL, I CAN SSD, LGF, NFA, SCI, WHH, WVI

YUMBE

Caritas Switzerland, DCA, NFA

ADJUMANI

AyudaEA, CoopDev, ENABEL, JEEP, LWF, NFA, WVI

MADI OKOLLO & TEREGO

AVSI, DCA, ENABEL, LGF, Malteser, NFA, SCI, WN-CARD, YSAT

KIKUUBE

Alight, LWF, NFA, Nsamizi

KYEGEGWA

Alight, FCA, NFA, Nsamizi

KAMWENGE

AWYAD, NFA, Nsamizi

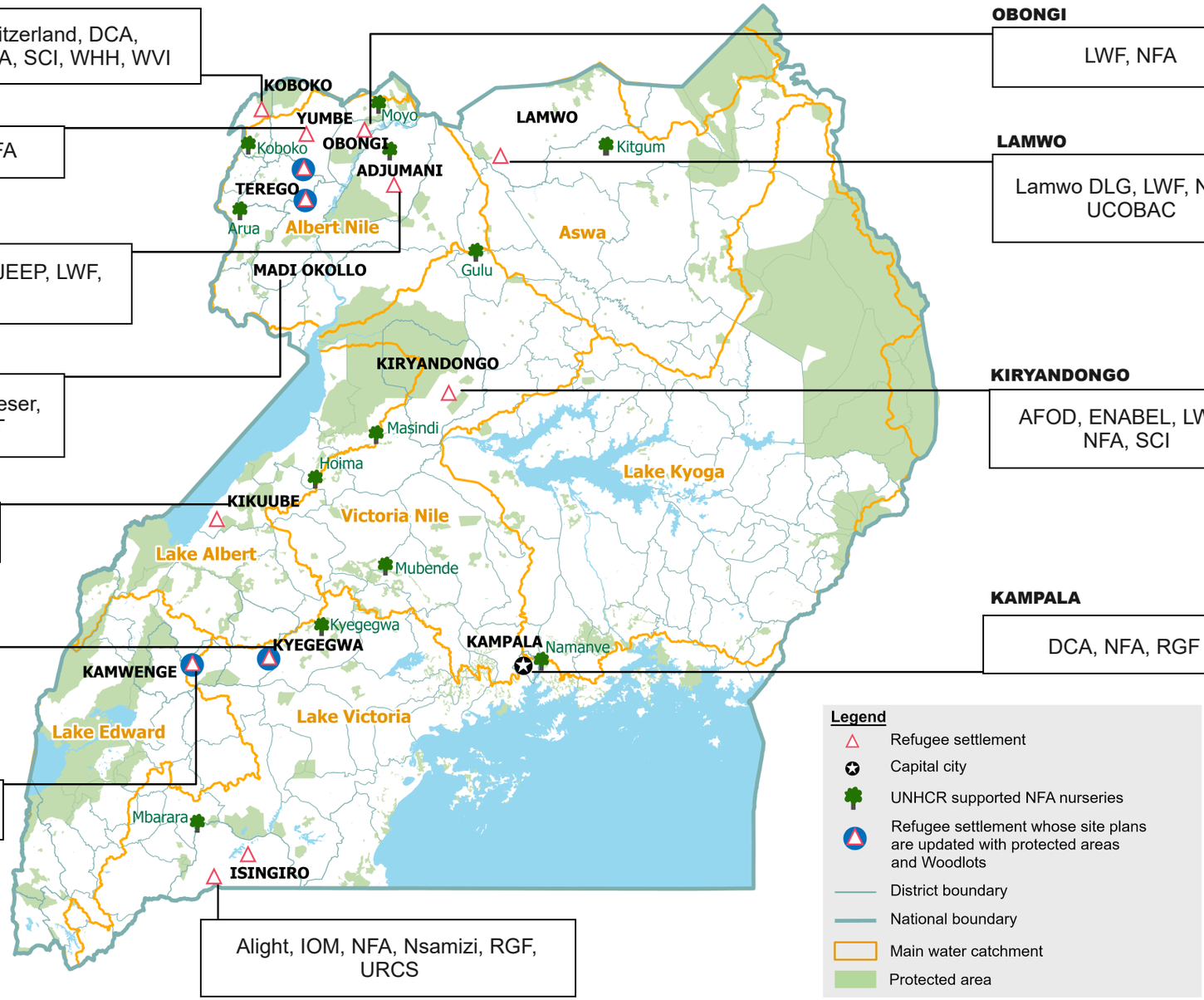

OBONGI

LWF, NFA

LAMWO

Lamwo DLG, LWF, NFA, UCOBAC

KIRYANDONGO

AFOD, ENABEL, LWF, NFA, SCI

KAMPALA

DCA, NFA, RGF

Alight, IOM, NFA, Nsamizi, RGF, URCS

Environment & Energy Dashboard

Uganda Refugee Response Plan (RRP) 2024-2025

Q4 2024

January - December 2024

Performance Indicator summary

OUTCOME 1: ENVIRONMENT

# of Hectares of wetlands restored and protected

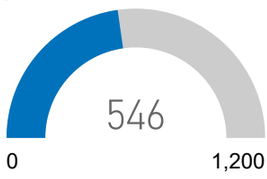

Hectares of woodlots/ plantations established

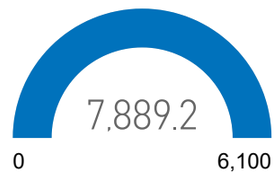

# of Hectares of woodlots/ plantations maintained

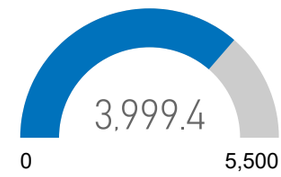

# of awareness and sensitization radio shows conducted

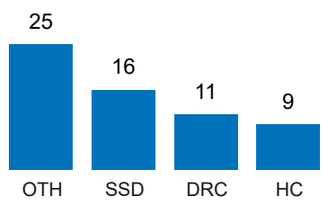

# of environment sensitization trainings conducted

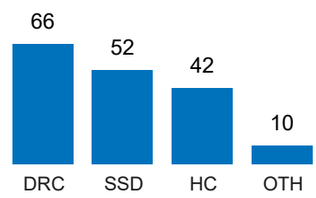

OUTCOME 2: ENERGY

# of HHs supported with clean and energy efficient technologies for cooking

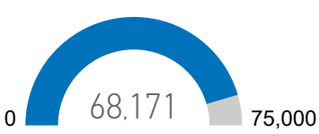

# of HHs using clean and alternative fuels for cooking

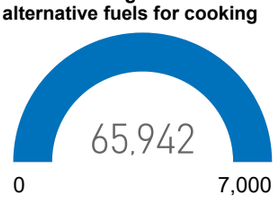

# of institutions using energy efficient cooking technologies

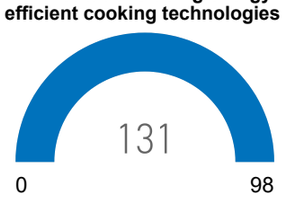

# of local artisans trained, certified in construction of energy efficient technologies

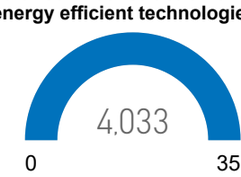

# of Individuals trained as TOTs

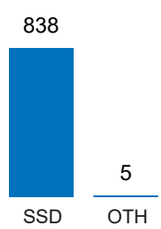

# of trained/ certified technicians for installation, repair and maintenance of so...

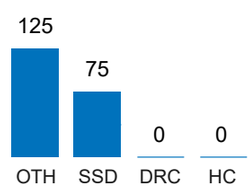

# of sensitizations conducted on energy saving practices

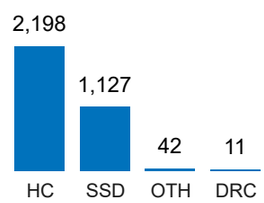

# of energy saving stoves made

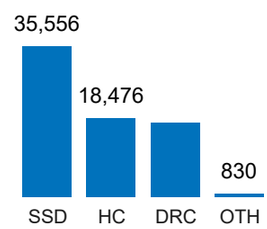

# of beneficiaries receiving through cash for work in Environment and Energy activities

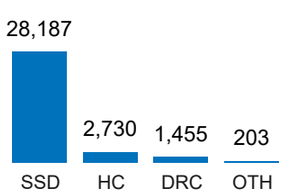

Total cash value of cash for work (UGX)

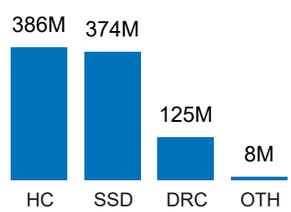

Indicator Performance Matrix*

Indicator name	Target	Value	Variance
# of hectares for wetlands, lakeshores and riverbanks restored and protected	100	546	-446
# of hectares of CFRs and LFRs restored and maintained	1,100	44,451	-43,351
# of hectares of woodlots/plantations established	11,950	7,889	4,061
# of hectares woodlots/plantations maintained	10,750	3,999	6,751
# of hh supported with clean and/or energy efficient technologies for cooking	135,100	68,171	66,929
# of hh using clean and alternative fuels for cooking	7,000	65,942	-58,942
# of institutions using energy efficient cooking technologies	98	131	-33
# of local artisans trained, certified and engaged in construction/ fabrication of energy efficient cooking tehcnologies	35	4,033	-3,998
# of tonnes of briquettes produced for cooking (broken down by used for own consumption and sold)	95	45,120	-45,025
# of trained and certified technicians for installation, repair and maintenance of solar street lights	0	200	-200

Note: *Data in the indicator performance matrix* shows cumulative progress as of current reporting period*