



Overview of the sector and narrative

The Sector Overview:

The WASH sector ensures that refugees and hosting populations have improved, equitable and sustainable access to safe water, sanitation, and hygiene services through the inclusion of services to National systems and innovative approaches to prepare new arrivals and established populations to achieve self-reliance. This is being achieved by implementing the broader water and environment sector refugee response plan (WERRP) which expired in June 2023. The approach is to transition all services to national systems (district local government, water supply utilities area service providers, and communities). The Process of transition to national utility is ongoing with one settlement (Rwamwanja) fully under the management of a national utility, there has been a delay in revising the current MoU with National Water and Sewerage Corporation as well as the new MoU with Northern Umbrella for Water and Sanitation. On the other hand, discussions to finalize the signing of transition MoU with Ministry of Water and Environment, Office of the Prime Minister, UNHCR has been delayed by processes within the parties. The MoU is now with OPM for further review and submission to the government solicitor general. T Ministry of Finance and Economic Development has procured a consultant to develop a transition roadmap covering WASH, Education and Health sectors. This was expected to be completed in December 2024, but not completed.

The Result Analysis:

On average, there has been an increase in sanitation service level from 69% in Q3 to 71% in Q4. This is attributed to the high number (over 10,000) of household latrines commissioned during the reporting quarter. But there is a vast disparity between settlements receiving new arrivals and those that are not. For instance, Kiryandongo household latrine coverage now stands at 53% (up from 44% in Q3) as receiving settlement. Access to water supply was maintained at an average of 16litres per person per day (lppd) despite increased population. WASH partners responded to refugee influxes in Southwest, Northern and West Nile regions. Water access was maintained at an average of 12 lpd in Southwest and in Northern settlements receiving new arrivals. This is within the emergency threshold of 7.5-15lppd. While latrine per persons ratio were kept within the target of 1:50 through construction of 478 emergency latrines bringing total emergency latrines constructed since January 2024 to 1,478 stances. To promote personal hygiene and environmental sanitation amongst the newly arrived, WASH partners deployed community hygiene promoters (Village Health Teams) at a ratio of 597 persons per hygiene promoter against a target of 1:500.

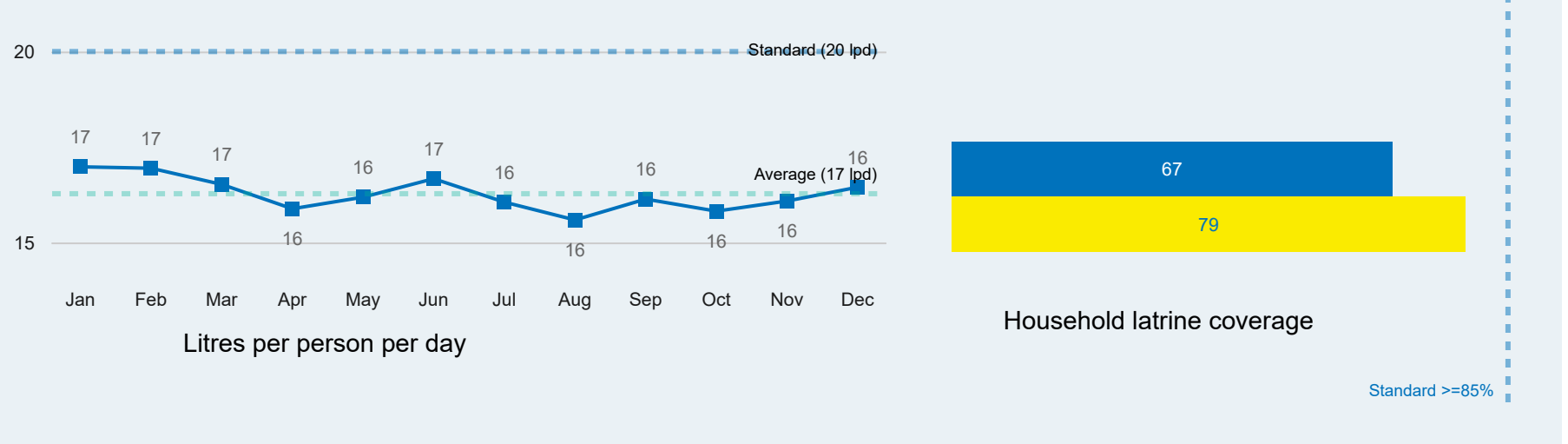
The Key Challenges/Opportunities:

Due to aged electromechanical equipment (generators, pumps, and inverters), the frequency of breakdown has increased hence the high cost of operation and maintenance of water systems. During the quarter we lost two very highly strategic boreholes leading to reduced water production in Nakivale and Bidibidi. Lake Nakivale have consistently receded in size, this required constant shifting of the water intake structure, increasing the cost of operation and maintenance. In addition, the spill way of Sweswe dam in Kyaka II burst due to heavy rains putting over 60% of the population at risk of having no water. UNHCR allocated funds to replace one large capacity borehole in Nakivale, repair of Kyaka II spill way and deepening of intake point at lake Nakivale.

The Sector Priorities:

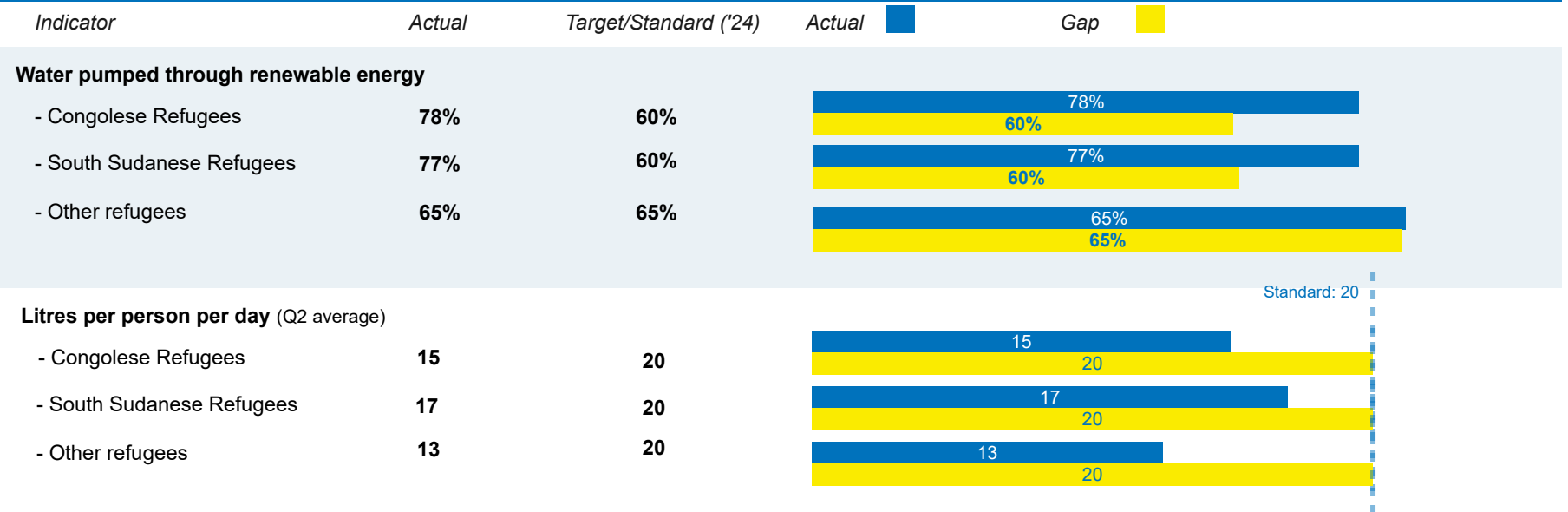
- Emergency WASH services provision to new arrivals.
- Continue with HH latrine construction to increase coverage.
- Completion and signing of transition MoU with MWE, OPM, UNHCR and utilities.
- Producing a water transition documentary that will be used for resource mobilization.

Key Indicators

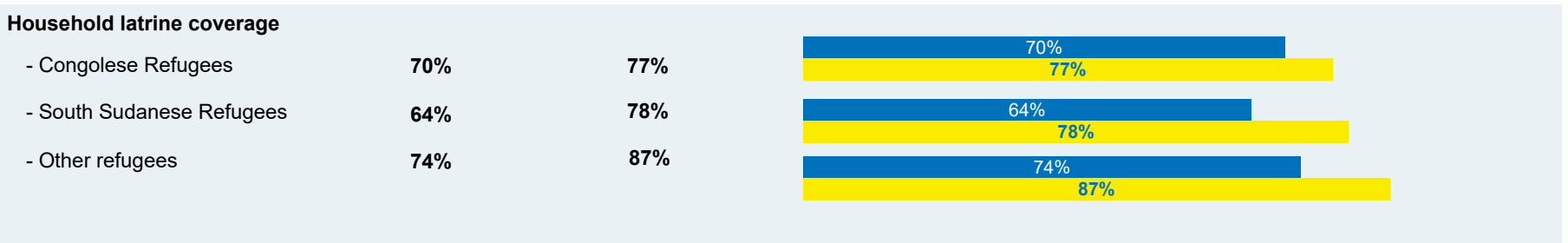




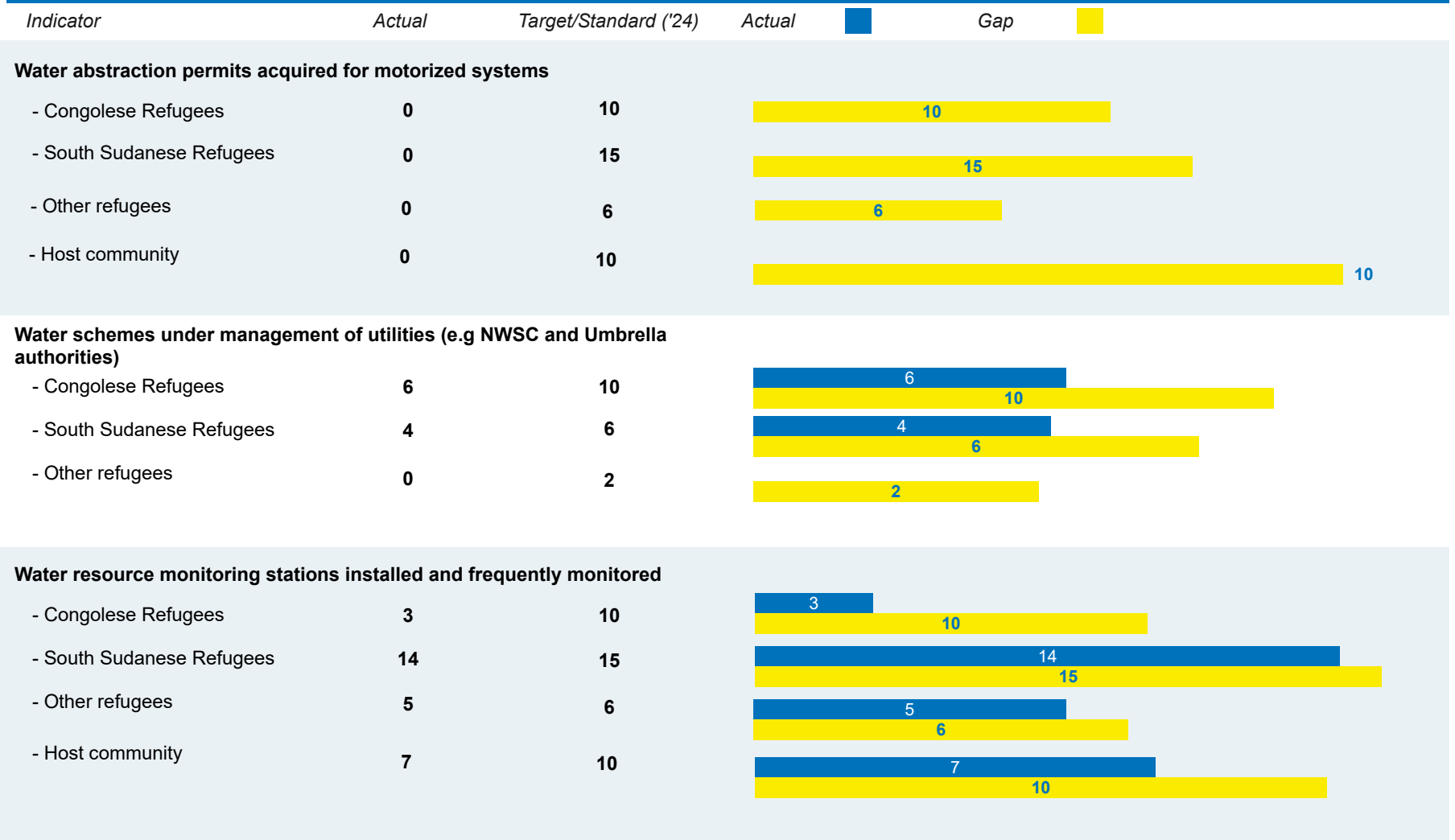
Outcome: Improved equitable and sustainable access to water supply for refugees and hosting population



Outcome: Improved equitable and sustainable access to sanitation and hygiene services for refugees and hosting population



Outcome: Improved equitable and sustainable access to water supply for refugees and hosting population





WASH Dashboard

Uganda Country Refugee Response Plan 2024 - 2025

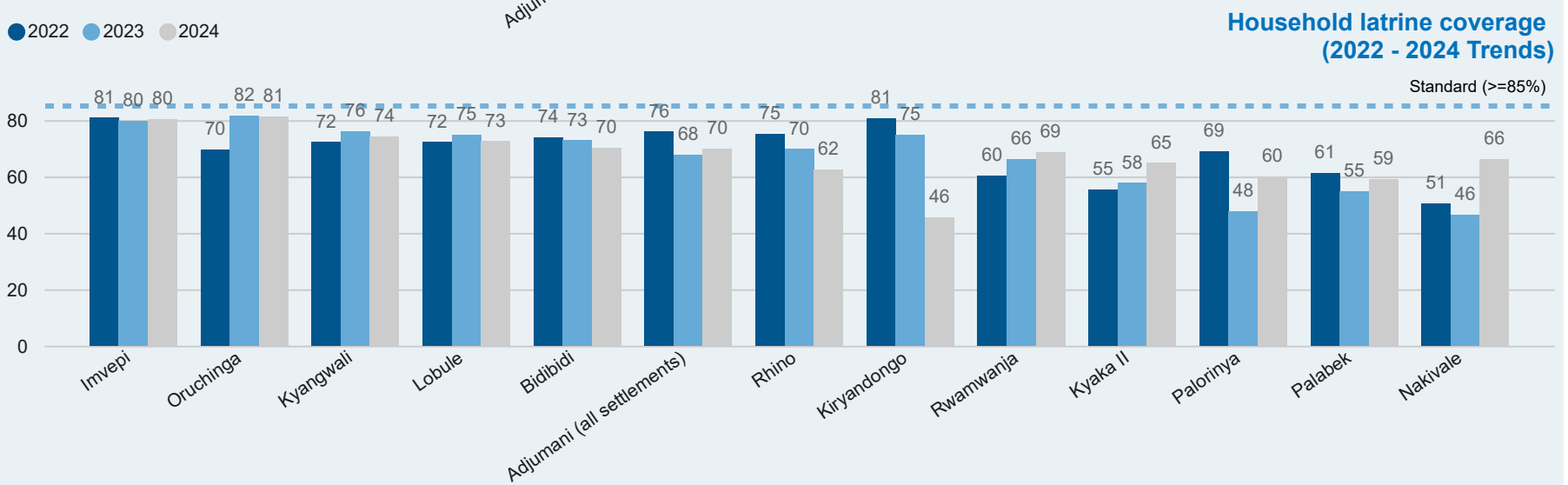
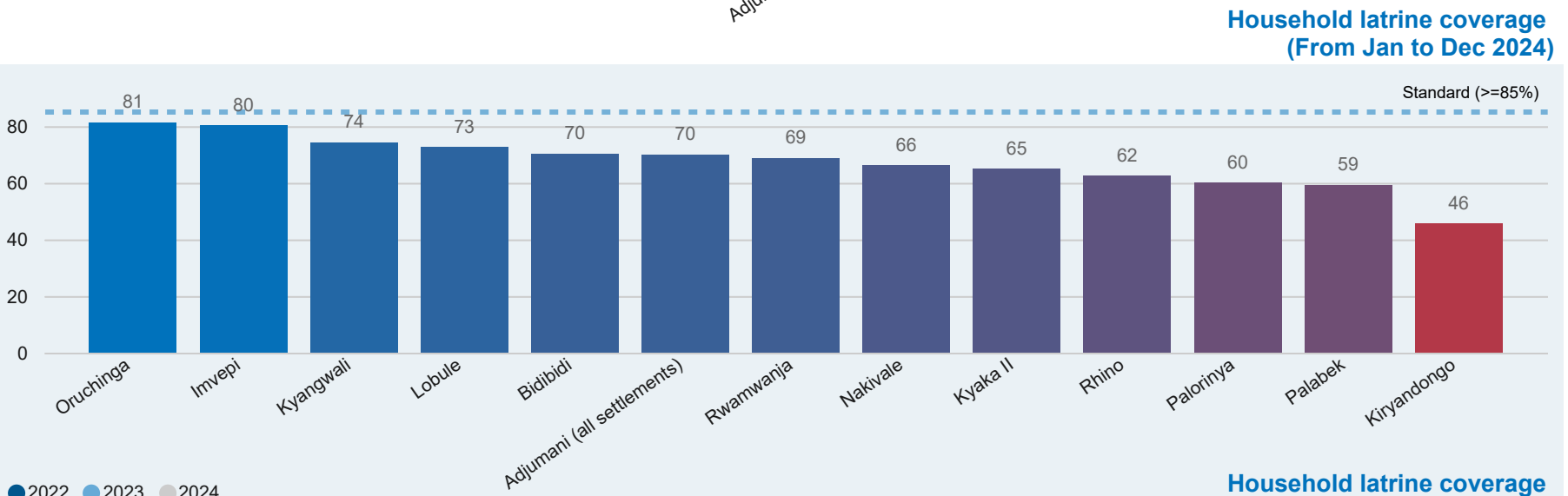
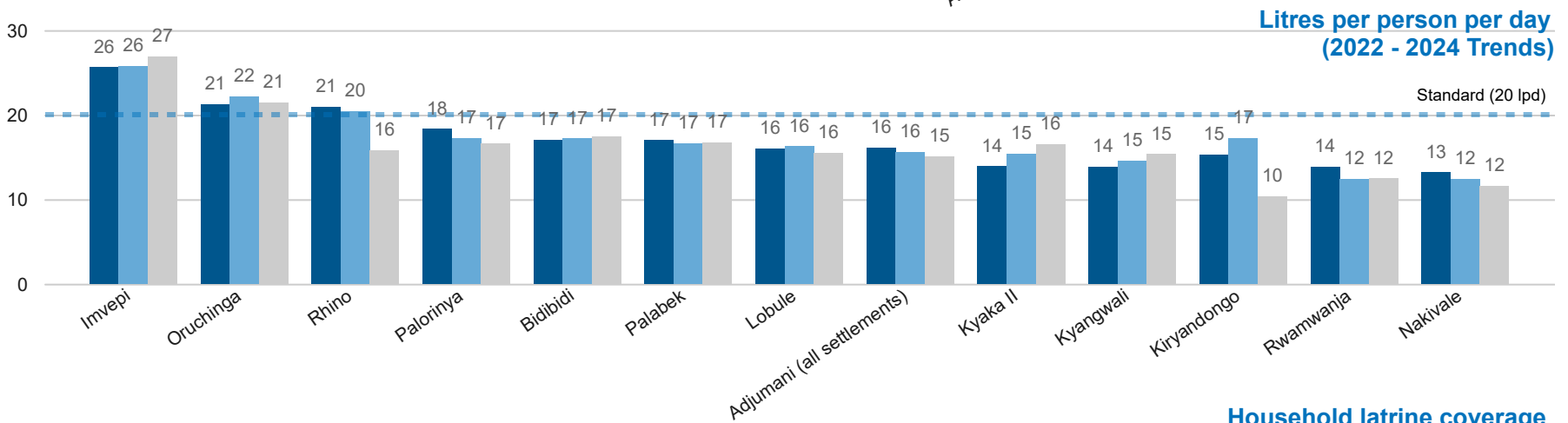
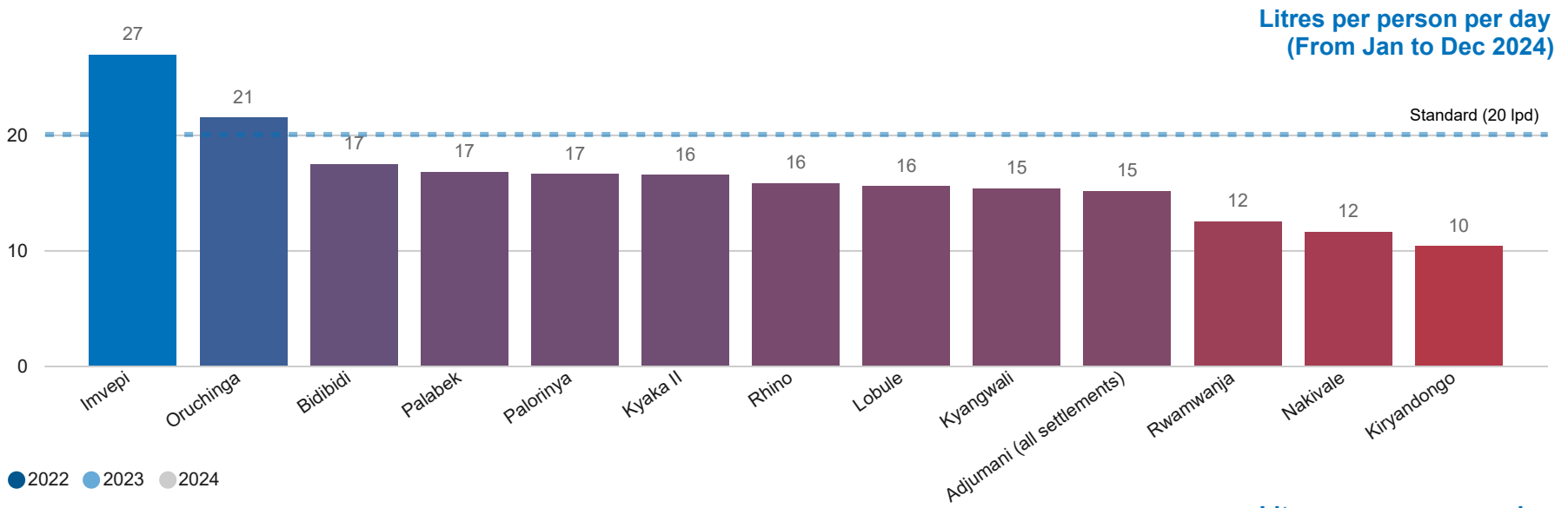
Quarter 4

Quarter ▼

January - December

Q4 2024 ▼

Key Indicators | Settlement Comparison



Achievements data: ActivityInfo (reported by sector lead)
Sectors contacts: Robert Mutibwa (Ministry of Water)
 mutibwarobertkirya@gmail.com
 +256752447894

Author: UNHCR Representation in Uganda
 Simon Peter Odong (UNHCR)
 odongs@unhcr.org
 +256780140341

Feedback: ugakaimug@unhcr.org
 Jonathan Hunter (UNICEF)
 jhunter@unicef.org

For more info: <https://data.unhcr.org/en/country/uga>

Published: February 2025



WASH Dashboard

Uganda Country Refugee Response Plan 2024 - 2025

Quarter 4

Quarter

January - December

Q4 2024

Funding



\$30M

Total Requirement



Received **30%**

Gap **70%**

Partner Reporting

Partners
Action Against Hunger
Community Empowerment for Rural Development
For Afrika to Thrive
Haileybury Youth Trust
Humanitarian Initiative Just Relief Aid
Kulika Uganda

Partners
Lutheran World Federation
Malteser International
Norwegian Refugee Council
Nsamizi Training Institute for Social Development
Oxford Committee for Famine Relief
United Nations Children's Fund

Partners
Uganda Red Cross Society
Water Mission Uganda
Welthungerhilfe
World Vision International

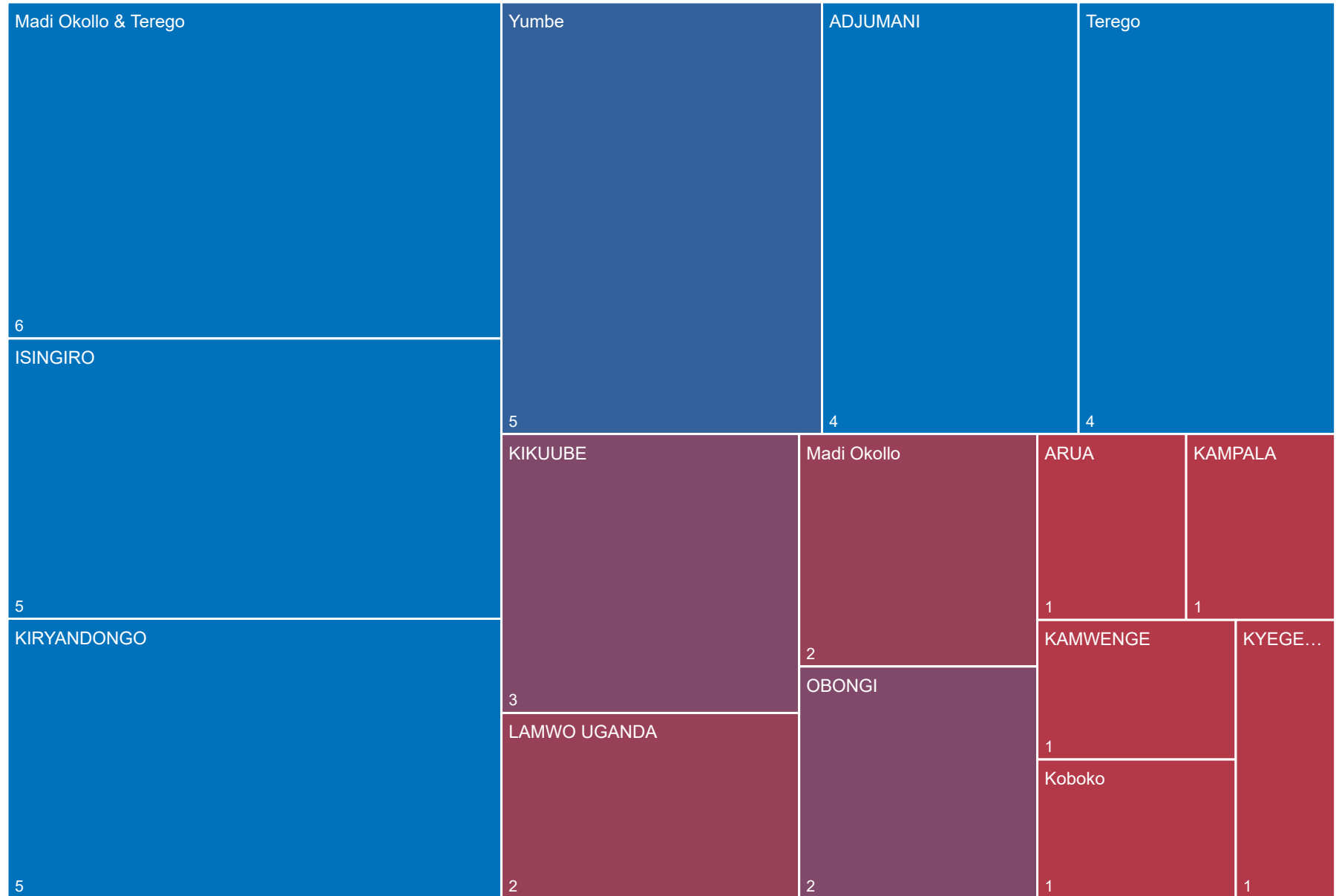


16
Partners

12
International NGOs

3
National NGOs

Partner Presence by District





Operational Presence

Location District ▼	Location Type ▼	Location Name ▼	Partner Type ▼	Reporting Entity Name ▼
All ▼	All ▼	All ▼	All ▼	All ▼

Location District	Location Type	Location Name	Partner Type	Reporting Entity Name
ADJUMANI	Reception centre	Pagrinya RC1	International NGO	WVI
ADJUMANI	Settlement	Adjumani (all settlements)	International NGO	LWF
ADJUMANI	Settlement	Alere II	International NGO	ACF
ADJUMANI	Settlement	Nyumanzi	International NGO	NRC
ADJUMANI	Settlement	Pagirinya	International NGO	ACF
ARUA	Subcounty	AROI	International NGO	NRC
ISINGIRO	Settlement	Nakivale	International NGO	ACF
ISINGIRO	Settlement	Nakivale	International NGO	HIJRA
ISINGIRO	Settlement	Nakivale	International NGO	Malteser
ISINGIRO	Settlement	Nakivale	International NGO	URCS
ISINGIRO	Settlement	Nakivale	National NGO	Nsamizi
ISINGIRO	Settlement	Oruchinga	International NGO	HIJRA
ISINGIRO	Settlement	Oruchinga	National NGO	Nsamizi
KAMPALA	Urban (city/town)	Kampala	International NGO	NRC
KAMWENGE	Settlement	Rwamwanja	National NGO	Nsamizi
KIKUUBE	Settlement	Kyangwali	International NGO	ACF
KIKUUBE	Settlement	Kyangwali	International NGO	LWF
KIKUUBE	Settlement	Kyangwali	National NGO	Nsamizi
KIRYANDONGO	Reception centre	Kiryandongo RC	UN Agency	UNICEF
KIRYANDONGO	Settlement	Kiryandongo	International NGO	ACF
KIRYANDONGO	Settlement	Kiryandongo	International NGO	LWF
KIRYANDONGO	Settlement	Kiryandongo	International NGO	NRC
KIRYANDONGO	Settlement	Kiryandongo	International NGO	URCS
KIRYANDONGO	Settlement	Kiryandongo	UN Agency	UNICEF
Koboko	Settlement	Lobule	International NGO	ACF
KYEGEGWA	Settlement	Kyaka II	National NGO	Nsamizi
LAMWO UGANDA	Settlement	Palabek	International NGO	LWF
LAMWO UGANDA	Settlement	Palabek	International NGO	URCS

No of Partners by District

Note that a bigger bubble represents a higher number of partners operating in the district and vice versa

