

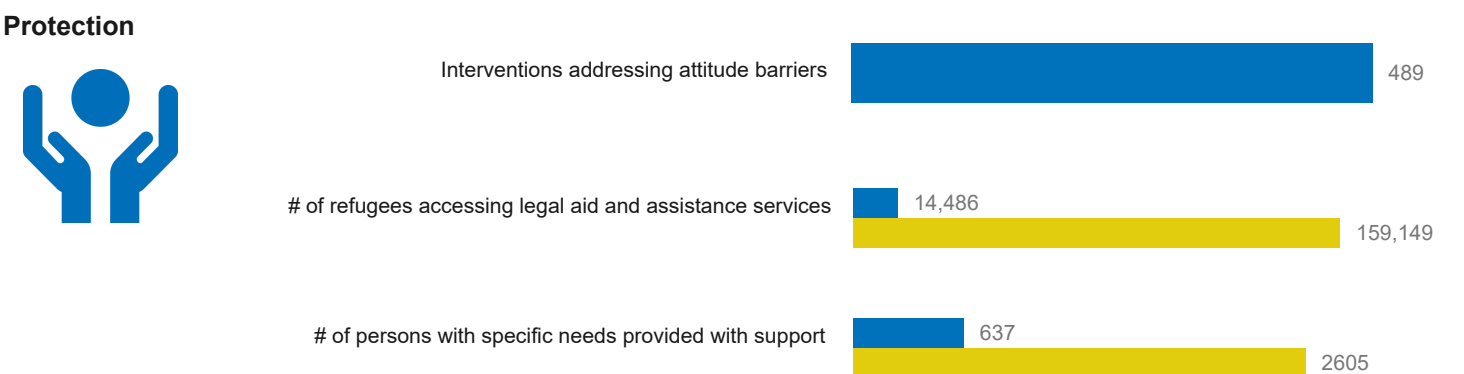
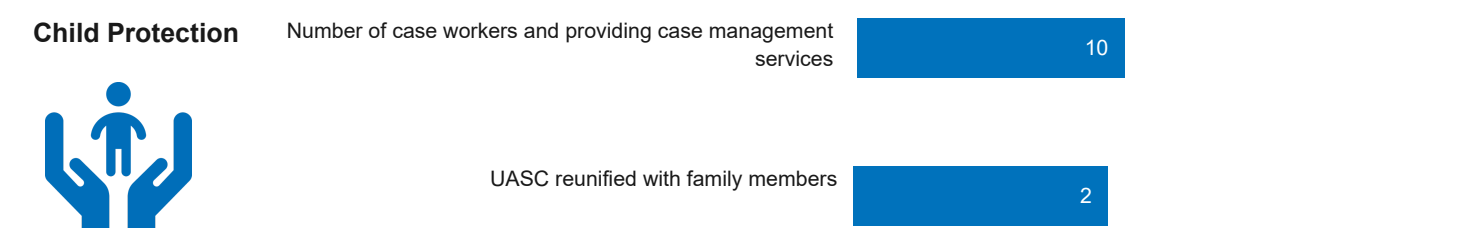
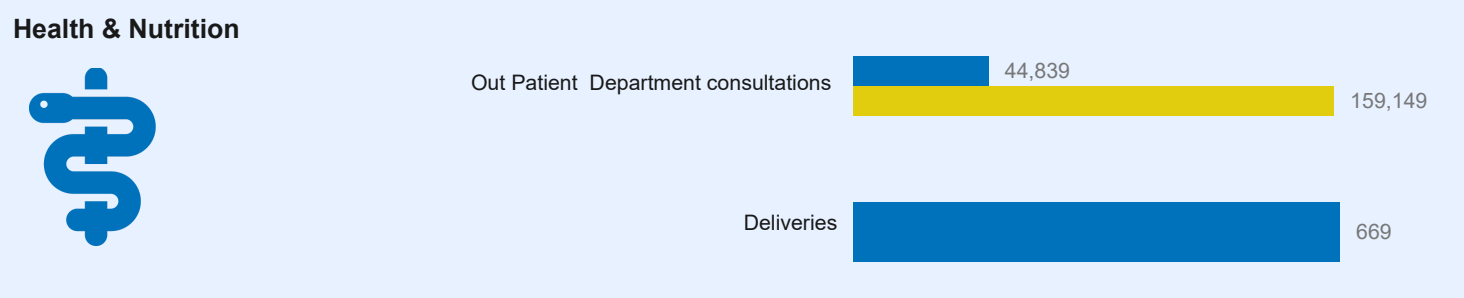
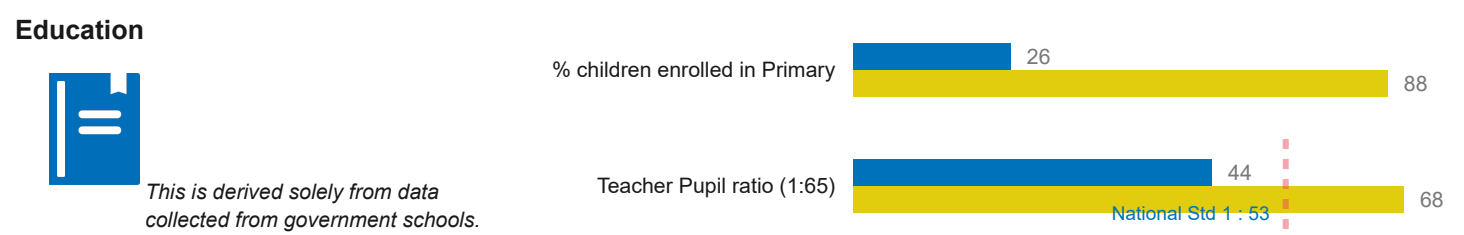


Kampala Performance Snapshot

Population Refugees and asylum-seekers	16 Partners in Response	00 Refugee Led Orgs	02 Government Partners	02 UN Agencies
	<i>On average two performance indicators are measured per sector against the annual 2024 RRP targets</i>		02 National NGOs	10 International NGOs

159,149 Refugees and asylum seekers
97,282 Households

Sector of Intervention	Indicator	Achieved	Target
------------------------	-----------	----------	--------

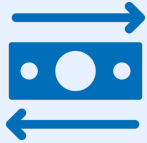




Kampala Performance Snapshot

Sector of Intervention	Indicator	Achieved	Target
------------------------	-----------	----------	--------

CBI Modality



Total cash spent in other sectors

USh953,892,261

Households supported with cash in other sectors

3,585

97,282

SSNFI



Households receiving emergency shelter-earmarked cash assistance

272

97,282

Total amount of emergency shelter-earmarked cash transfers

USh 54,520,000

Energy & Environment



Briquette (kgs) produced for cooking - for sale

24,000

Local artisans trained, certified and engaged in construction/fabrication of energy efficient cooking technologies

49

List of Partners who reported for Q4 2024, UN Agencies and Government

National NGOs

AWYAD, RLP

Refugee Led Organizations (RLOs)

None reported

International NGOs

AHA, AIRD, DCA, IRC, JRS, MC, NRC, URCS, RGF, & WYO

UN Agencies

IOM, UNHCR

Government

KCCA, OPM