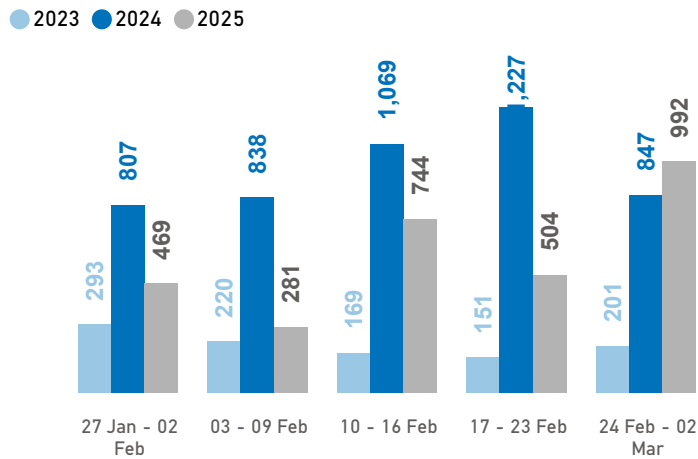


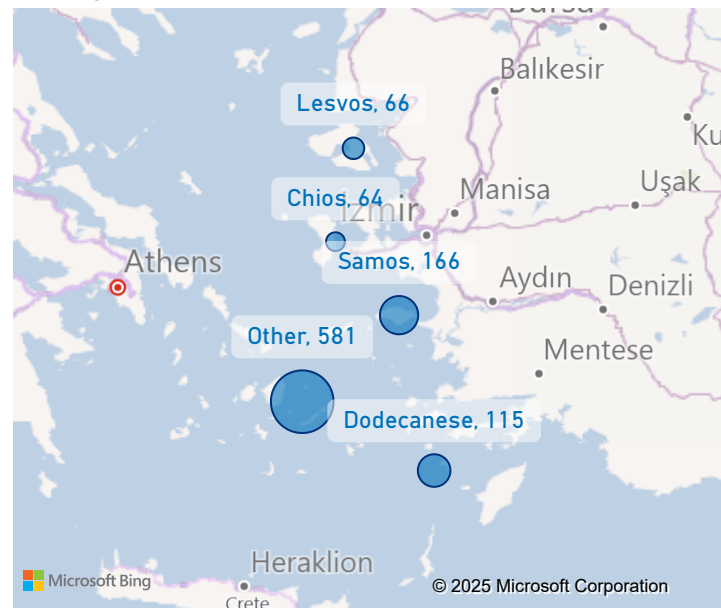
Aegean Islands Weekly Snapshot

Sea arrivals

This week, the Aegean islands saw 992 arrivals, an increase from last week's 504. The average of the daily arrivals on the Aegean islands for this week is 142.



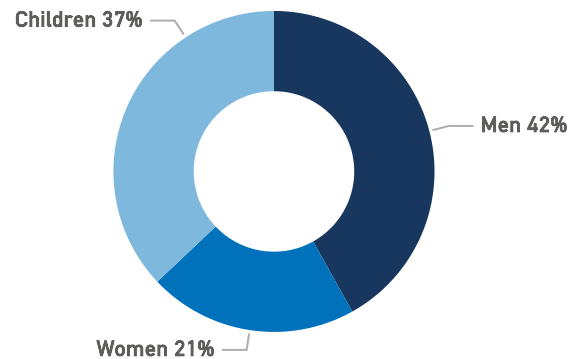
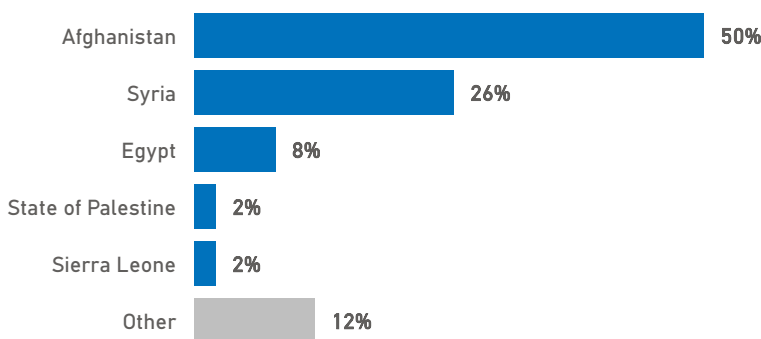
Entry Points



Population in the CCACs

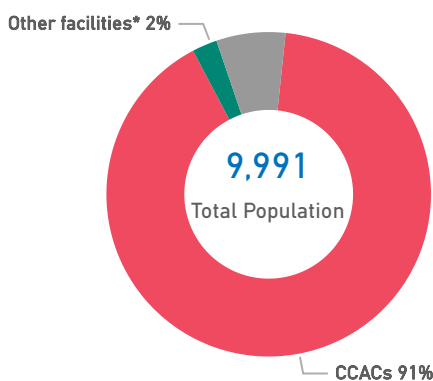
Currently, 9,054 refugees and migrants reside in the Closed Controlled Access Center(s).

Most of them are from Afghanistan (50%), Syria (26%) and Egypt (8%). Men account for 42% of the population, women for 21% and children for 37%.



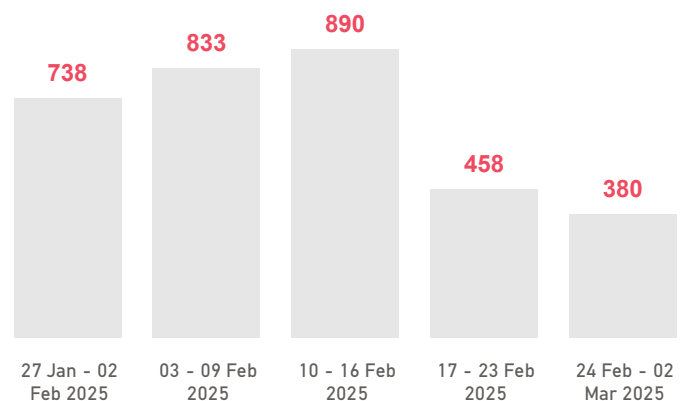
Population on the Islands

There are 9,991 refugees and migrants on the Aegean islands. Out of this total, 9,054 reside at the CCACs and 249 are hosted in other facilities. UNHCR estimates that there are also 688 self-accommodated in the islands.



Departures

This week, 380 refugees and migrants departed from the Aegean islands to the mainland.



Published on 05/03/2025

more information: [UNHCR Operational Portal - Greece](#)

*Other facilities include shelters for unaccompanied children, detention facilities, etc.

Refugees and migrants includes asylum-seekers, beneficiaries of international protection and people out of the asylum procedure.

Departures to the mainland mainly include: i) transfers in the context of IOM Assisted Voluntary Return and Reintegration programme, ii) transfers of unaccompanied children to State-run facilities, iii) organized transfers supported by the government, including controlled facilities for temporary accommodation of asylum-seekers in the mainland/sites, and iv) those who depart on their own means.

Data Sources: Population data - Partial Data from the Government and other sources; Arrivals/Departures - Hellenic Police, Hellenic Coastguard

Figures are subject to future adjustment based on consolidated figures provided by the authorities. Percentages may not add up to 100 due to rounding and slightly differ between the text and graphs.

The boundaries, the names shown and the designations used on the map do not imply official endorsement or acceptance by the United Nations.

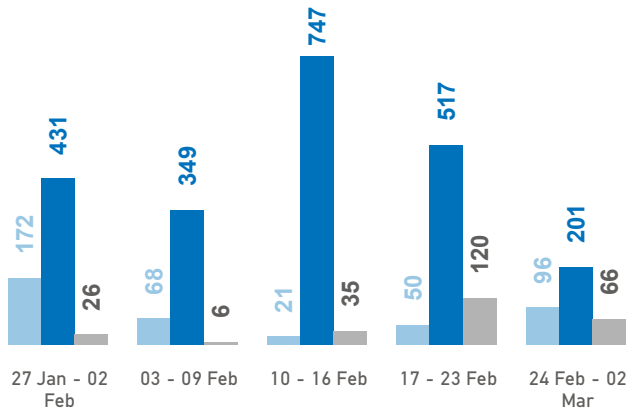
Lesvos Weekly Snapshot

Sea arrivals

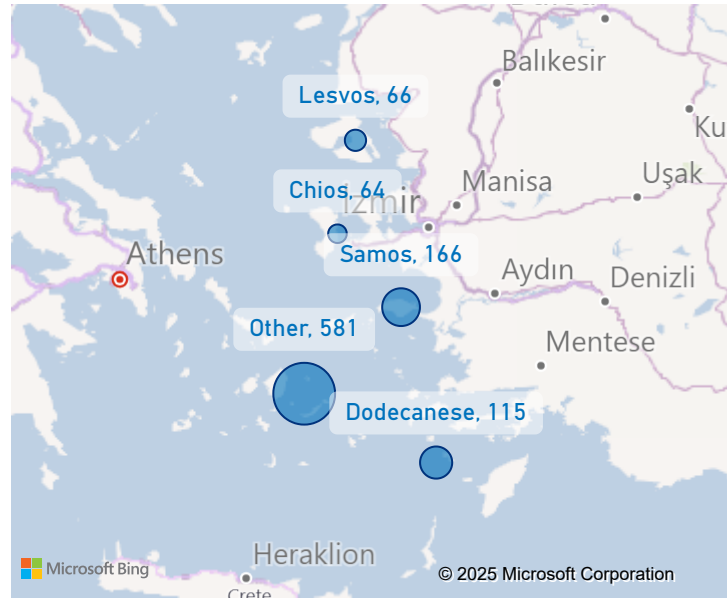
This week, Lesvos saw 66 arrivals, a decrease from last week's 120.

The average of the daily arrivals on Lesvos for this week is 9.

● 2023 ● 2024 ● 2025



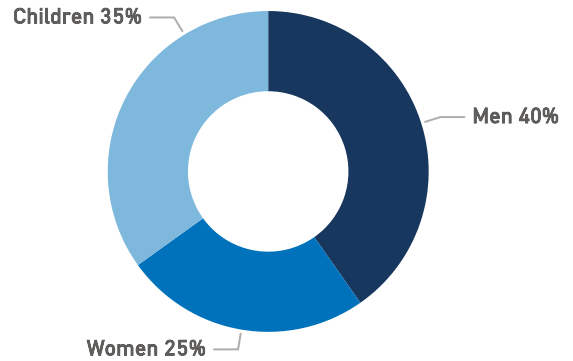
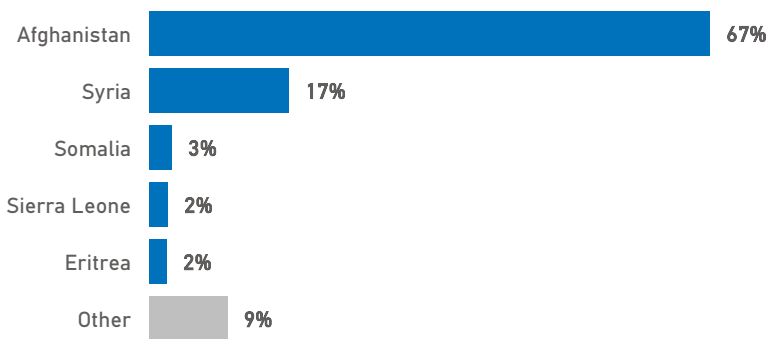
Entry Points



Population in the CCAC

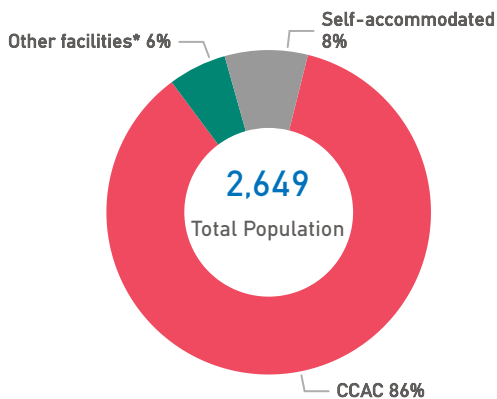
Currently, 2,276 refugees and migrants reside in the Closed Controlled Access Center.

Most of them are from Afghanistan (67%), Syria (17%) and Somalia (3%). Men account for 40% of the population, women for 25% and children for 35%.



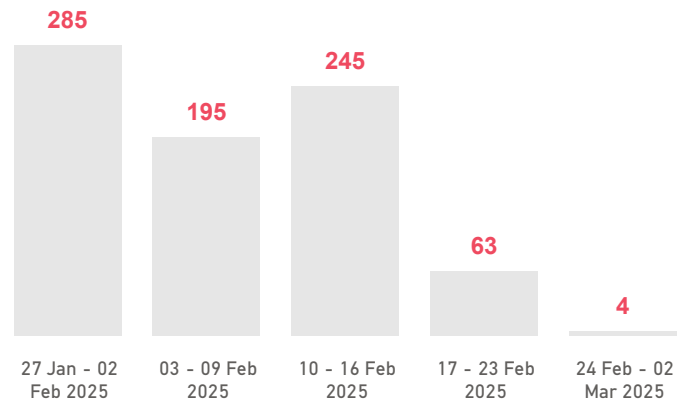
Population on the Island

There are 2,649 refugees and migrants on Lesvos. Out of this total, 2,276 reside at the CCAC and 154 are hosted in other facilities. UNHCR identified 219 self-accommodated refugees in the island up to this date.



Departures

This week, 4 refugees and migrants departed from Lesvos to the mainland.



Published on 05/03/2025

more information: [UNHCR Operational Portal - Greece](#)

*Other facilities include shelters for unaccompanied children, detention facilities, etc.

Refugees and migrants includes asylum-seekers, beneficiaries of international protection and people out of the asylum procedure.

Departures to the mainland mainly include: i) transfers in the context of IOM Assisted Voluntary Return and Reintegration programme, ii) transfers of unaccompanied children to State-run facilities, iii) organized transfers supported by the government, including controlled facilities for temporary accommodation of asylum-seekers in the mainland/sites, and iv) those who depart on their own means.

Data Sources: Population data - Partial Data from the Government and other sources; Arrivals/Departures - Hellenic Police, Hellenic Coastguard

Figures are subject to future adjustment based on consolidated figures provided by the authorities. Percentages may not add up to 100 due to rounding and slightly differ between the text and graphs.

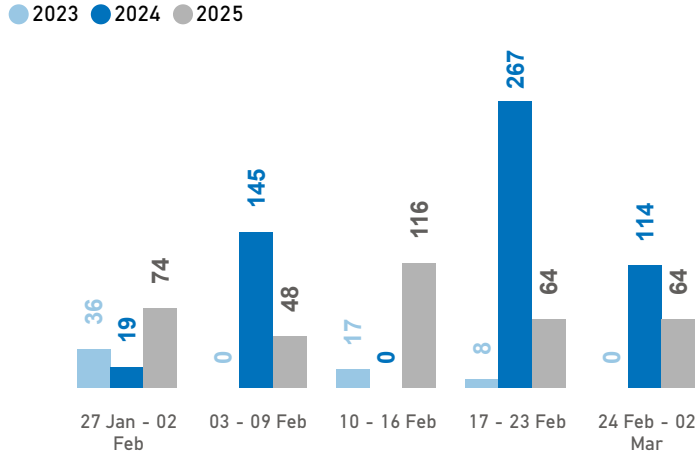
The boundaries, the names shown and the designations used on the map do not imply official endorsement or acceptance by the United Nations.

Chios Island Weekly Snapshot

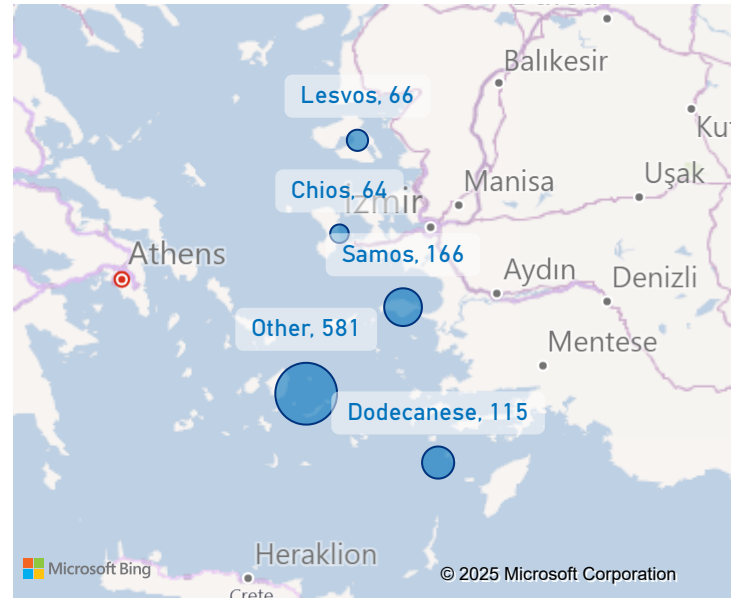
Sea arrivals

This week, Chios island saw 64 arrivals, equaling last week's 64.

The average of the daily arrivals on Chios island for this week is 9.



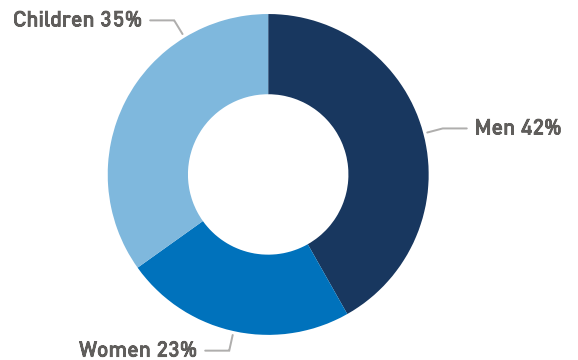
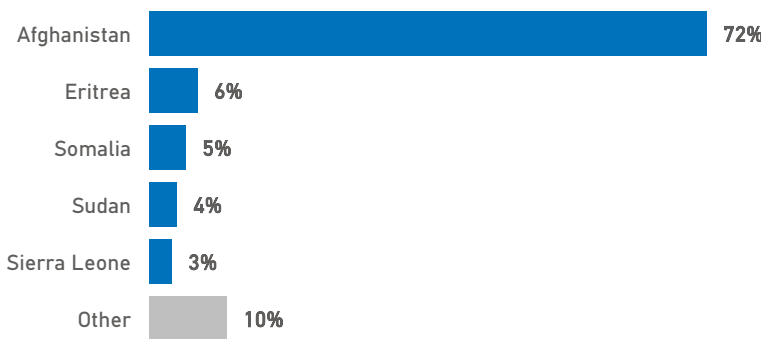
Entry Points



Population in the CCAC

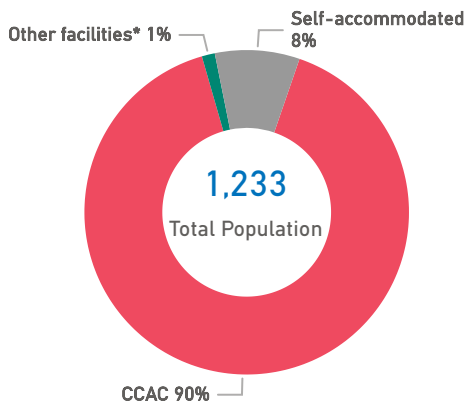
Currently, 1,113 refugees and migrants reside in the Closed Controlled Access Center.

Most of them are from Afghanistan (72%), Eritrea (6%) and Somalia (5%). Men account for 42% of the population, women for 23% and children for 35%.



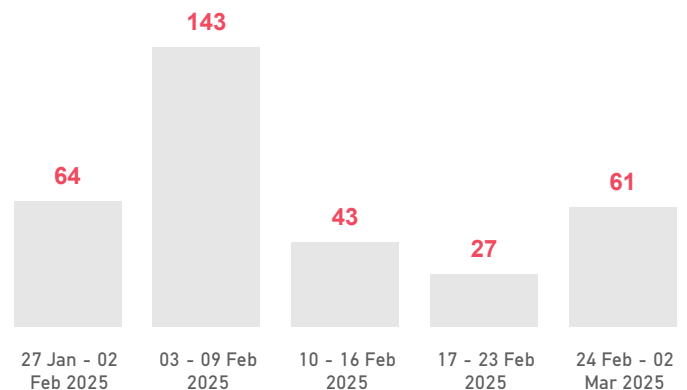
Population on the Island

There are 1,233 refugees and migrants on Chios island. Out of this total, 1,113 reside at the CCAC and 16 are hosted in other facilities. UNHCR estimates that there are also 104 self-accommodated in the island.



Departures

This week, 61 refugees and migrants departed from Chios island to the mainland.



Published on 05/03/2025

more information: [UNHCR Operational Portal - Greece](#)

*Other facilities include shelters for unaccompanied children, detention facilities, etc.

Refugees and migrants includes asylum-seekers, beneficiaries of international protection and people out of the asylum procedure.

Departures to the mainland mainly include: i) transfers in the context of IOM Assisted Voluntary Return and Reintegration programme, ii) transfers of unaccompanied children to State-run facilities, iii) organized transfers supported by the government, including controlled facilities for temporary accommodation of asylum-seekers in the mainland/sites, and iv) those who depart on their own means.

Data Sources: Population data - Partial Data from the Government and other sources; Arrivals/Departures - Hellenic Police, Hellenic Coastguard

Figures are subject to future adjustment based on consolidated figures provided by the authorities. Percentages may not add up to 100 due to rounding and slightly differ between the text and graphs.

The boundaries, the names shown and the designations used on the map do not imply official endorsement or acceptance by the United Nations.

Samos* Weekly Snapshot

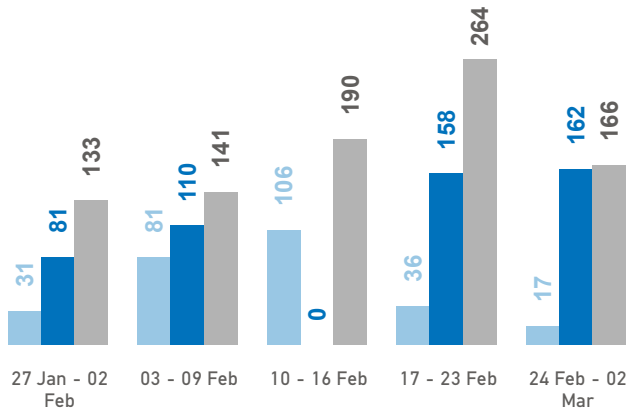
(*including Ikaria, Agathonisi and Fournoi islands)

Sea arrivals

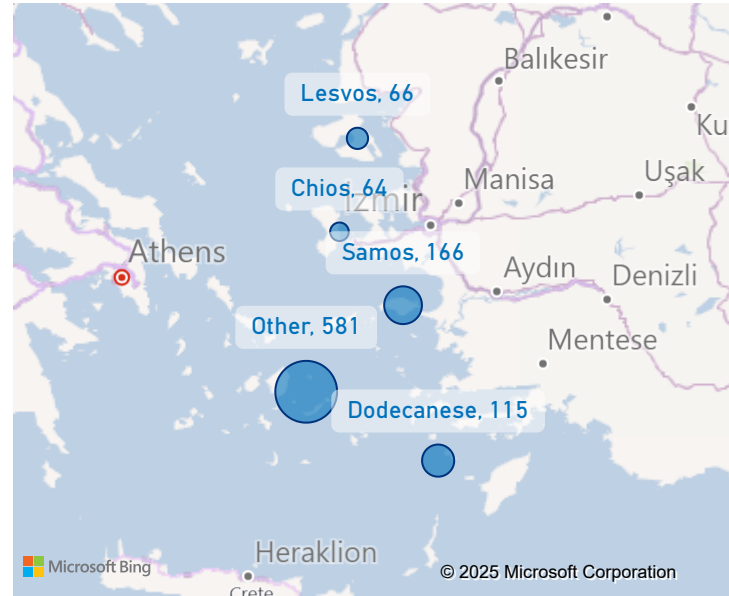
This week, Samos and neighbouring islands (Ikaria, Agathonisi and Fournoi) saw 166 arrivals, a decrease from last week's 264.

The average of the daily arrivals on Samos and neighbouring islands for this week is 24.

● 2023 ● 2024 ● 2025



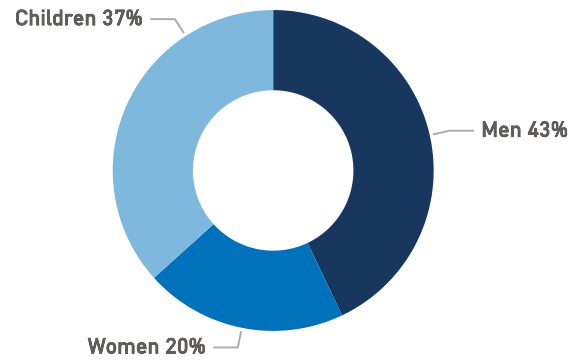
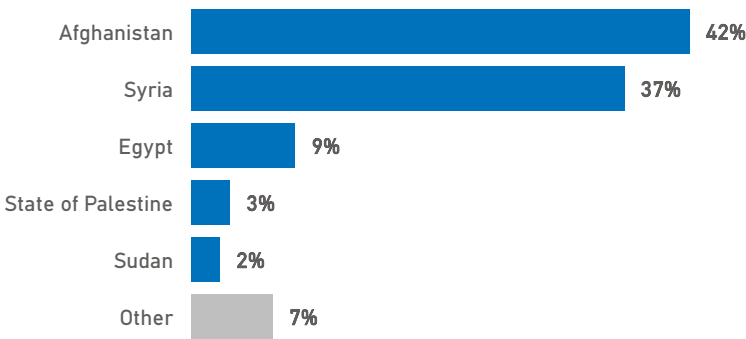
Entry Points



Population in the CCAC

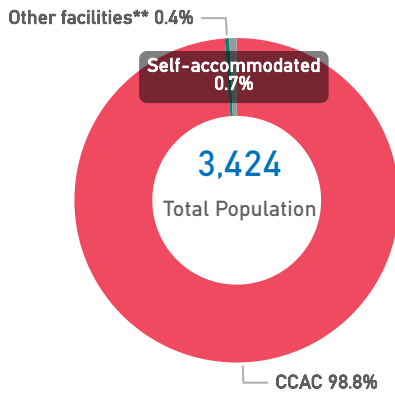
Currently, 3,384 refugees and migrants reside in the Closed Controlled Access Center.

Most of the registered population are from Afghanistan (42%), Syria (37%) and Egypt (9%). Men account for 43% of the population, women for 20% and children for 37%.



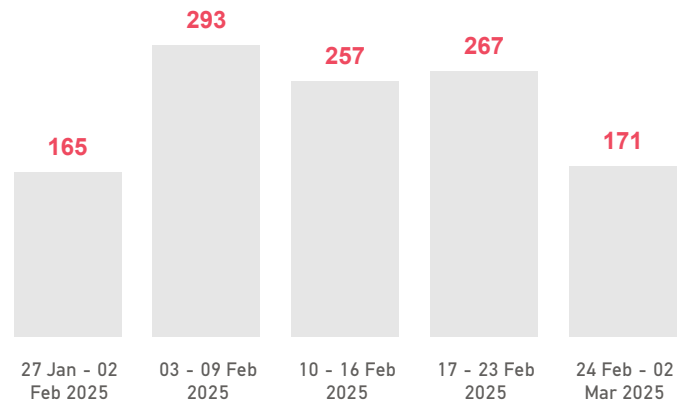
Population on Samos Island

There are 3,424 refugees and migrants on Samos island. Out of this total, the 3,384 reside at the CCAC and 15 are hosted in other facilities. UNHCR estimates that there are also 25 self-accommodated in the island.



Departures

This week, 171 refugees and migrants departed from Samos island to the mainland.



Published on 05/03/2025

more information: [UNHCR Operational Portal - Greece](#)

**Other facilities include shelters for unaccompanied children, detention facilities, etc.

Refugees and migrants includes asylum-seekers, beneficiaries of international protection and people out of the asylum procedure.

Departures to the mainland mainly include: i) transfers in the context of IOM Assisted Voluntary Return and Reintegration programme, ii) transfers of unaccompanied children to State-run facilities, iii) organized transfers supported by the government, including controlled facilities for temporary accommodation of asylum-seekers in the mainland/sites, and iv) those who depart on their own means.

Data Sources: Population data - Partial Data from the Government and other sources; Arrivals/Departures - Hellenic Police, Hellenic Coastguard

Figures are subject to future adjustment based on consolidated figures provided by the authorities. Percentages may not add up to 100 due to rounding and slightly differ between the text and graphs.

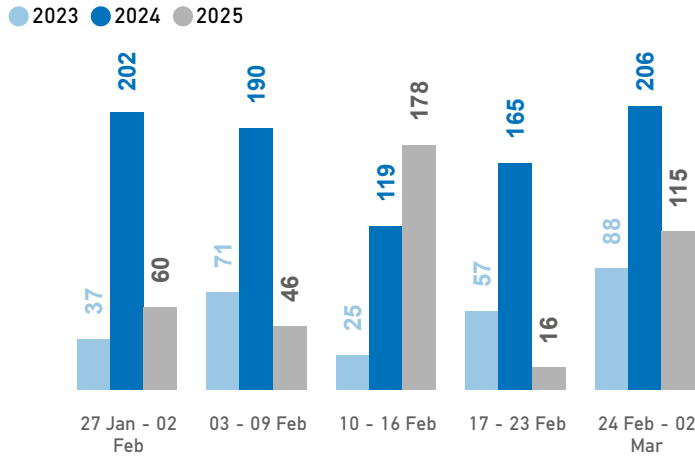
The boundaries, the names shown and the designations used on the map do not imply official endorsement or acceptance by the United Nations.

Dodecanese Islands Weekly Snapshot

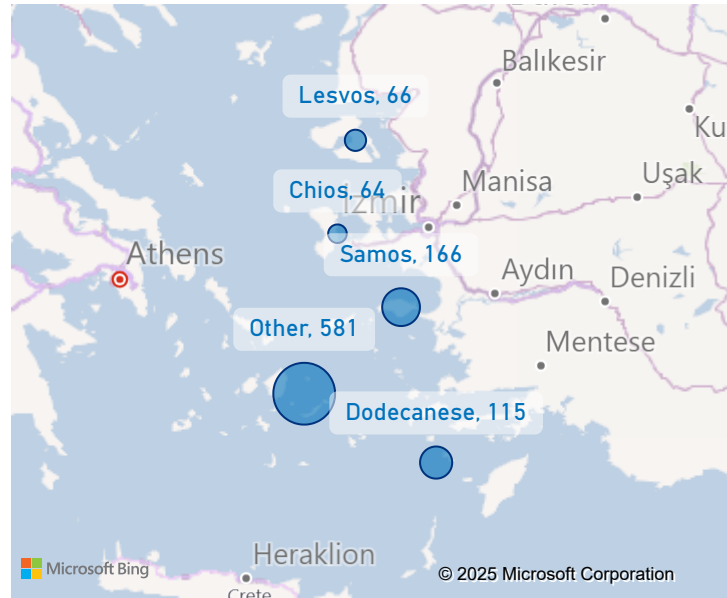
Sea arrivals

This week, the Dodecanese islands saw 115 arrivals, an increase from last week's 16.

The average of the daily arrivals on the Dodecanese islands for this week is 16.



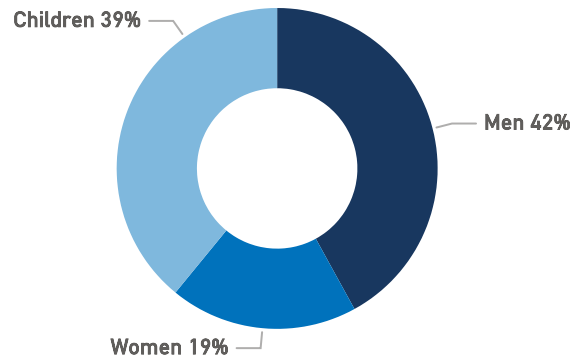
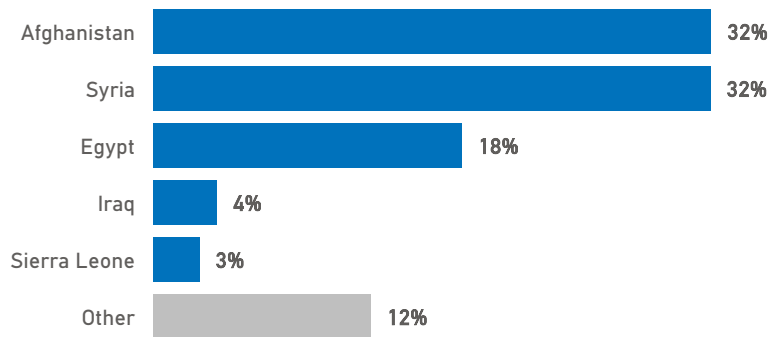
Entry Points



Population in Kos CCAC and Leros CCAC

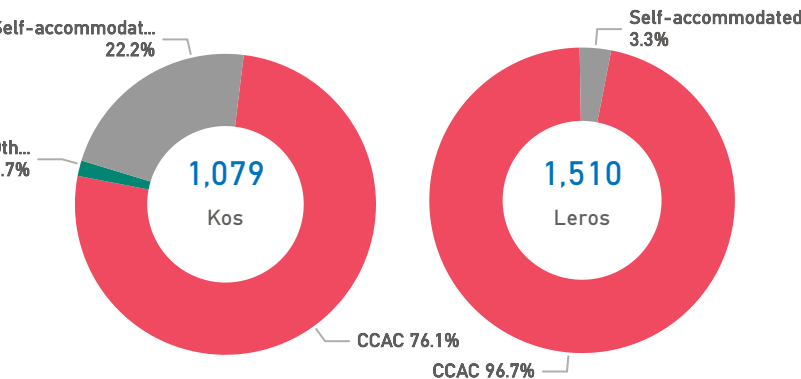
Currently, 2,281 refugees and migrants reside in Kos CCAC and Leros CCAC.

Most of them are from Afghanistan (32%), Syria (32%) and Egypt (18%). Men account for 42% of the population, women for 19% and children for 39%.



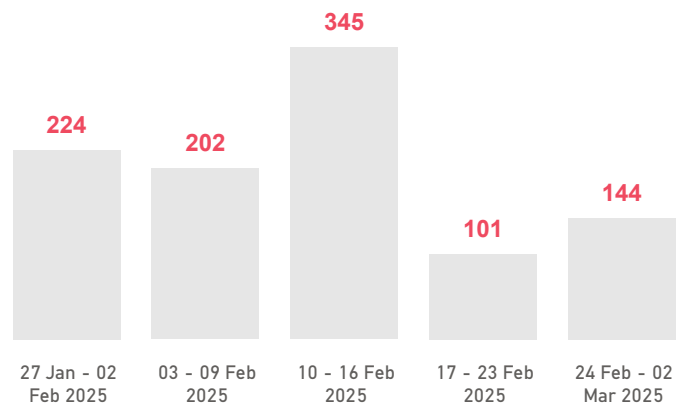
Population on the Dodecanese Islands

There are 2,589 refugees and migrants on the Dodecanese islands. Out of this total, 821 reside at the CCAC in Kos, and 1,460 at the CCAC Leros. In Kos, an estimated 240 people are self-accommodated and an additional 18 are hosted in other facilities, while in Leros, an estimated 50 people are self-accommodated, with an additional 0 being hosted in other facilities.



Departures

This week, 144 refugees and migrants departed from the Dodecanese islands to the mainland.



Published on 05/03/2025

more information: [UNHCR Operational Portal - Greece](#)

*Other facilities include shelters for unaccompanied children, detention facilities, etc.

Refugees and migrants includes asylum-seekers, beneficiaries of international protection and people out of the asylum procedure.

Departures to the mainland mainly include: i) transfers in the context of IOM Assisted Voluntary Return and Reintegration programme, ii) transfers of unaccompanied children to State-run facilities, iii) organized transfers supported by the government, including controlled facilities for temporary accommodation of asylum-seekers in the mainland/sites, and iv) those who depart on their own means.

Data Sources: Population data - Partial Data from the Government and other sources; Arrivals/Departures - Hellenic Police, Hellenic Coastguard

Figures are subject to future adjustment based on consolidated figures provided by the authorities. Percentages may not add up to 100 due to rounding and slightly differ between the text and graphs.

The boundaries, the names shown and the designations used on the map do not imply official endorsement or acceptance by the United Nations.