

SPAIN ASYLUM APPLICATIONS

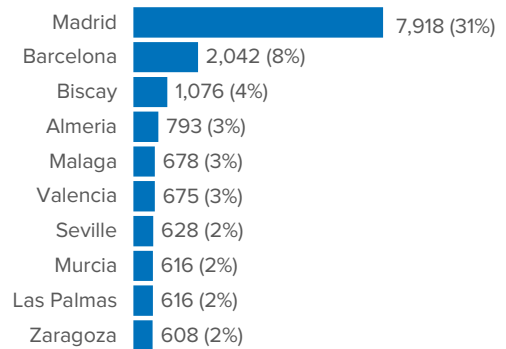
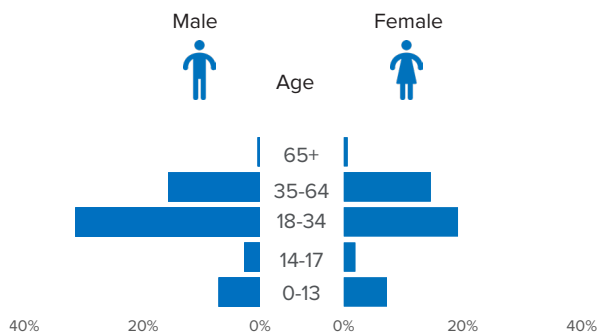
1 Jan - 28 Feb 2025



26,409 New asylum app. until 28 Feb 2025 -5% Dif. 2024 **10%** Recognition rate 34% Protection rate¹ **264,740** Total Pending app.² +23% Dif. 2024

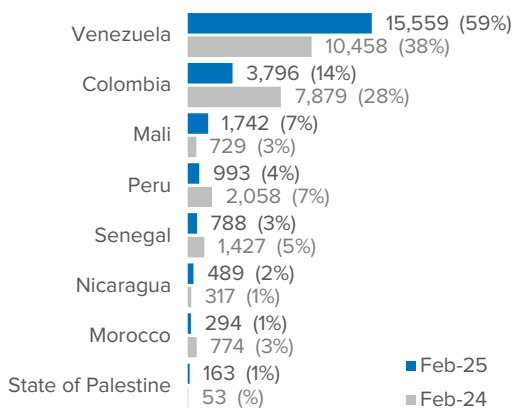
Percentage of asylum applications by gender and age²

Main provinces of asylum applications

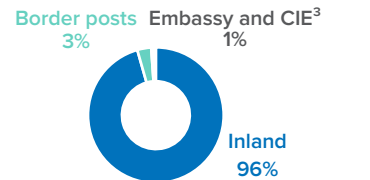


Most common nationalities of asylum applicants

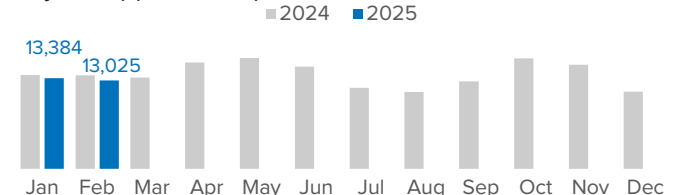
Asylum applications by place of submission



Asylum applications by place of submission



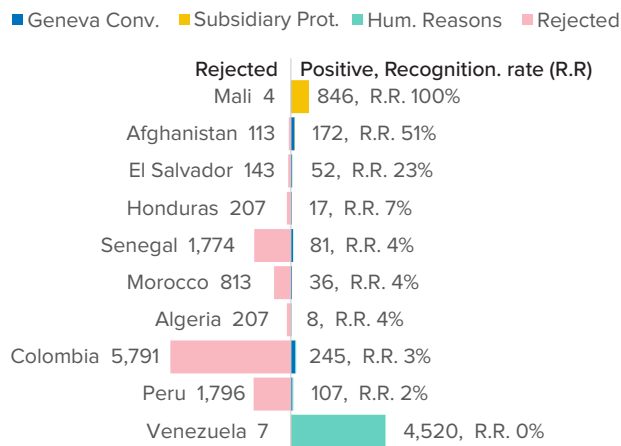
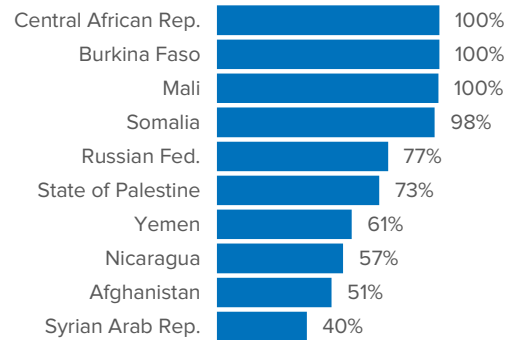
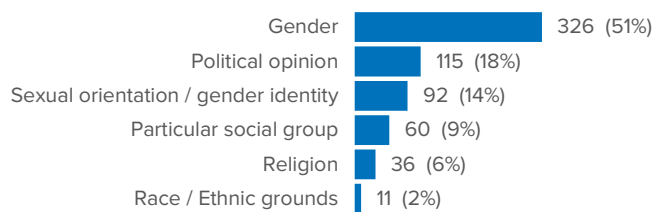

Asylum applications per month



Source: Unless otherwise indicated, provisional figures by the Asylum and Refugee Office, Ministry of Interior, Spain.

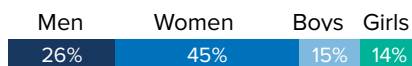
¹Protection rate: Refugee status, subsidiary protection, and humanitarian reasons.

²Eurostat as of Feb 2025. ³CIE: Removal detention centre.

Eligibility Commission proposals⁴: 19,968

 Countries with highest recognition rate⁵

 Recognition of Geneva Conv. Status by protection category⁴

 Eligibility Commission proposals per month⁴


SPAIN TEMPORARY PROTECTION

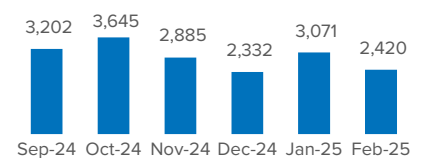
236,942

 Temporary Protection applications
 11 Mar 2022 - 28 Feb 2025


2,420

 Temporary Protection applications
 1 - 28 Feb 2025


Applications (last six months)




SPAIN RESETTLEMENT 2025⁶

1 Jan - 28 Feb 2025

10

 Refugees resettled in Spain⁶

Refugees resettled in Spain per month


⁴Proposals by the Interministerial Eligibility Commission recommended to the Minister of Interior. Family extensions not included.

⁵Only shows countries with at least 10 total proposals.

⁶More information on resettlement: [UNHCR Refugee Data Finder](#).

⁷Family members of resettled refugees.