

SPAIN ASYLUM APPLICATIONS

1 - 31 Jan 2025



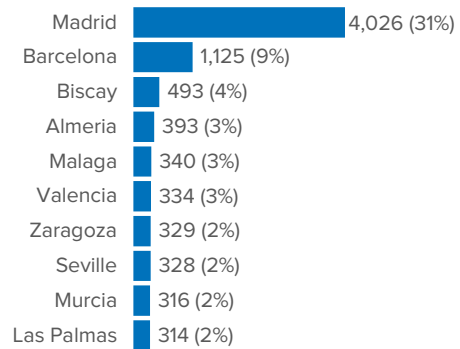
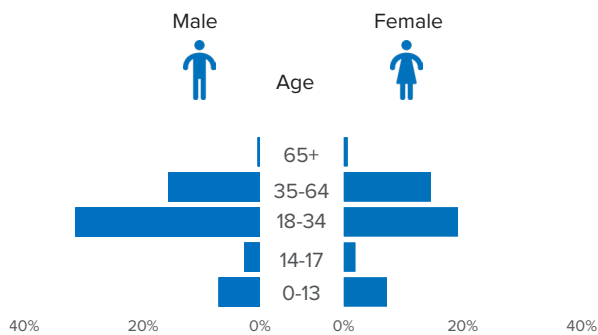
13,384 New asylum app. until 31 Jan 2025 ↓-3% Dif. 2024

10% Recognition rate 35% Protection rate¹

275,465 Total Pending app.² ↑29% Dif. 2024

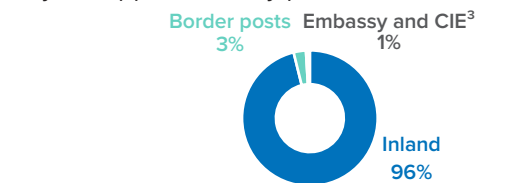
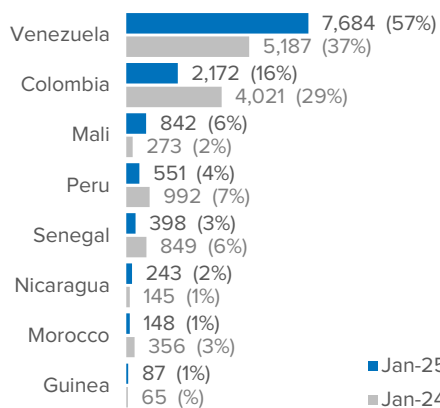
Percentage of asylum applications by gender and age²

Main provinces of asylum applications



Most common nationalities of asylum applicants

Asylum applications by place of submission



Asylum applications per month

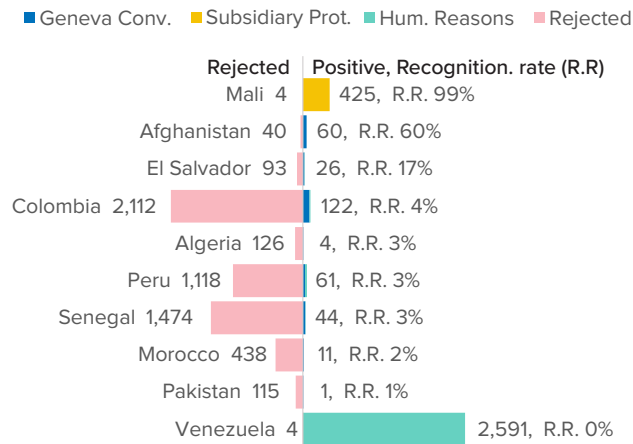


Source: Unless otherwise indicated, provisional figures by the Asylum and Refugee Office, Ministry of Interior, Spain.

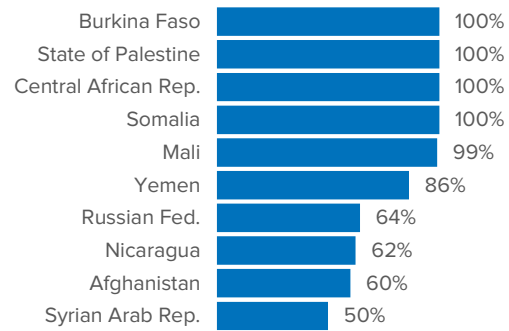
¹Protection rate: Refugee status, subsidiary protection, and humanitarian reasons.

²Eurostat as of Jan 2025. ³CIE: Removal detention centre.

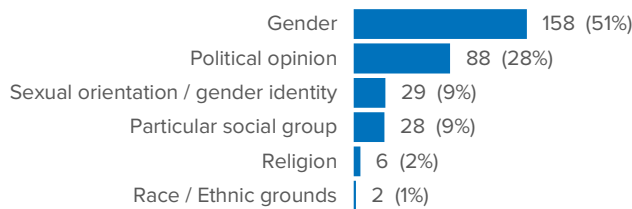
Eligibility Commission proposals⁴: 10,475




Countries with highest recognition rate⁵



Recognition of Geneva Conv. Status by protection category⁴



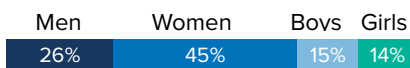
Eligibility Commission proposals per month⁴



SPAIN TEMPORARY PROTECTION

234,520

Temporary Protection applications
11 Mar 2022 - 31 Jan 2025

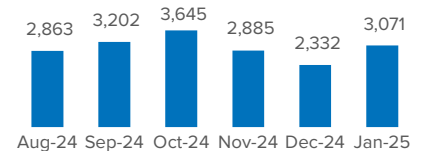


3,071

Temporary Protection applications
1 - 31 Jan 2025



Applications (last six months)



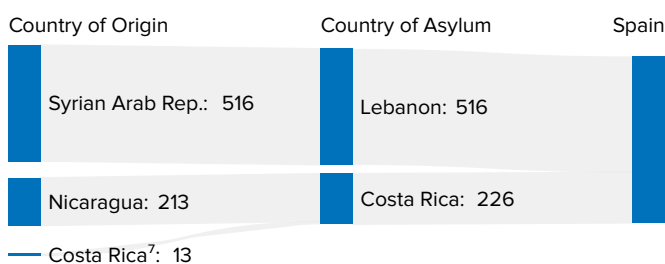
SPAIN RESETTLEMENT 2024⁶

1 Jan - 31 Dec 2024

742 Refugees resettled in Spain⁶



Refugees resettled in Spain by country of origin and country of asylum



Refugees resettled in Spain per month



⁴Proposals by the Interministerial Eligibility Commission recommended to the Minister of Interior. Family extensions not included.

⁵Only shows countries with at least 10 total proposals.

⁶More information on resettlement: [UNHCR Refugee Data Finder](#).

⁷Family members of resettled refugees.