REGIONAL BUREAU FOR SOUTHERN AFRICA

RESETTLEMENT ACTIVITIES

As of 31 January 2025

Key Figures

9	61	39	0	498
Submitted Cases	Individuals submitted	Submitted Children (0-17)	Submitted Elders (60+)	Departed Case members

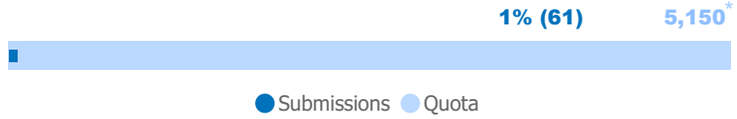

Submissions

Demographic (by Age and Gender)

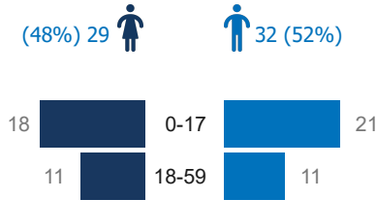

Top 5 Country of Origin

Departures

Top 5 Country of Origin

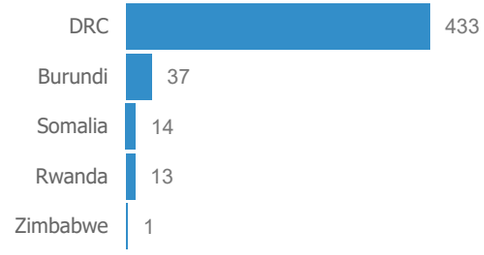

Top 5 Country of Asylum

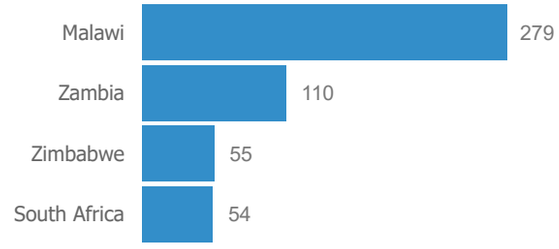

Submissions vs Quota per Country of Asylum

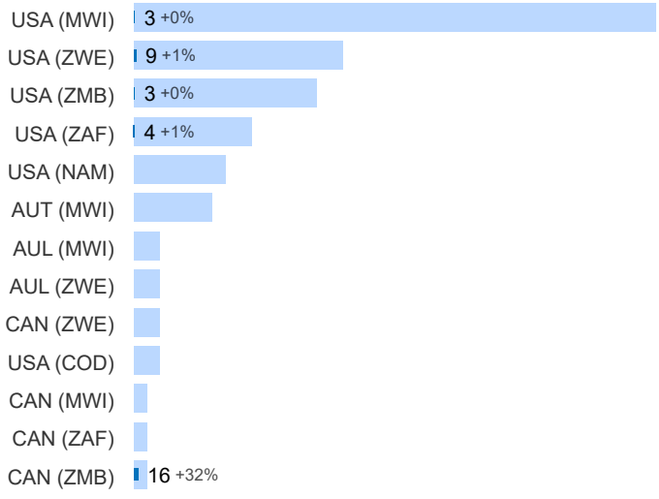

Submissions vs Quota per Resettlement Country

Submissions to Resettlement Countries

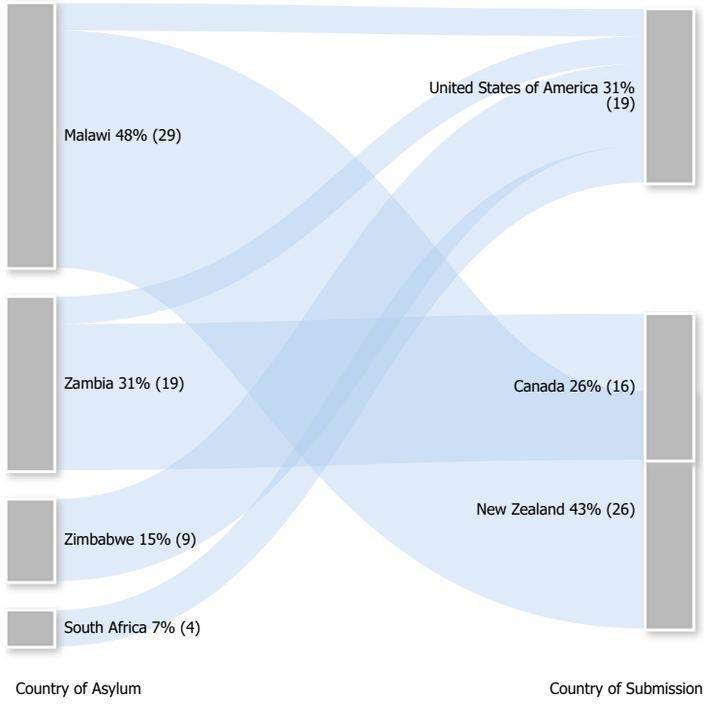

Departures to Resettlement Countries

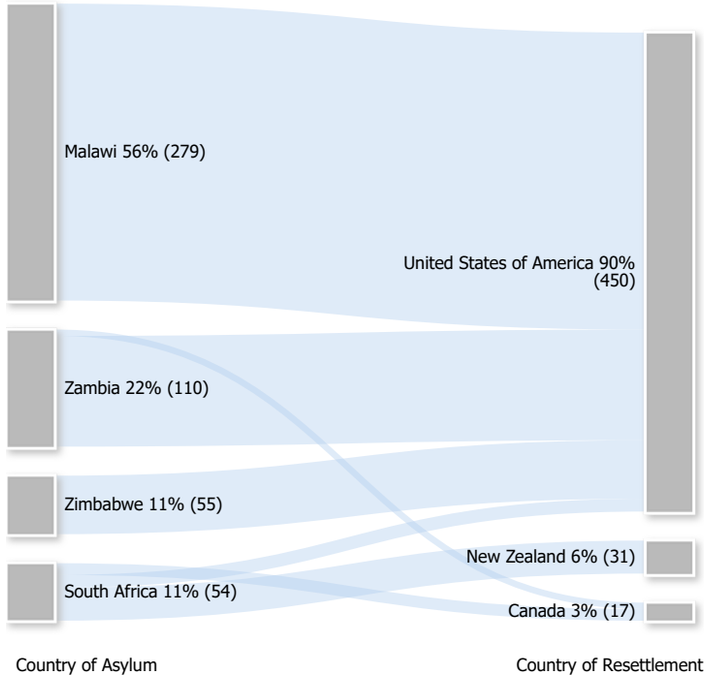

** The quota is subject to changes as of January 2025*

For more information visit: UNHCR Data Portal

Author: UNHCR DIMA - RBSA Contact : rsarbdima@unhcr.org, **Source:** UNHCR PRIMES, UNHCR Resettlement Statistics Report, DRC: DR Congo, ROC: Republic of the Congo