

**VOLREP\* OUT**

**454**

Individuals repatriated from DRC since January 2025

**127**

Families repatriated from DRC since January 2025\*\*\*\*

**101**



Women

**57**



Men

**132**



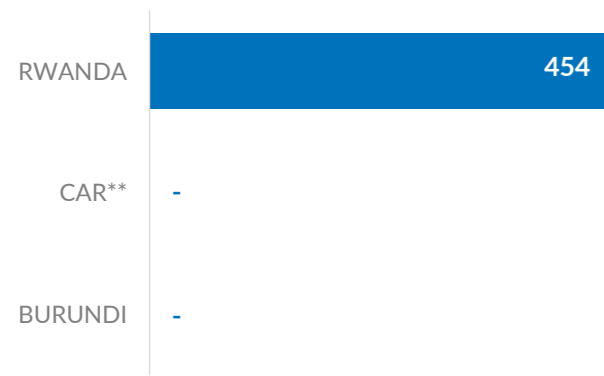
Girls

**164**



Boys

**Country of repatriation**



**VOLREP\* IN**

**176**

Individuals repatriated in DRC since January 2025

**70**

Families repatriated in DRC since January 2025\*\*\*\*

**39**



Women

**49**



Men

**41**




Girls

**47**

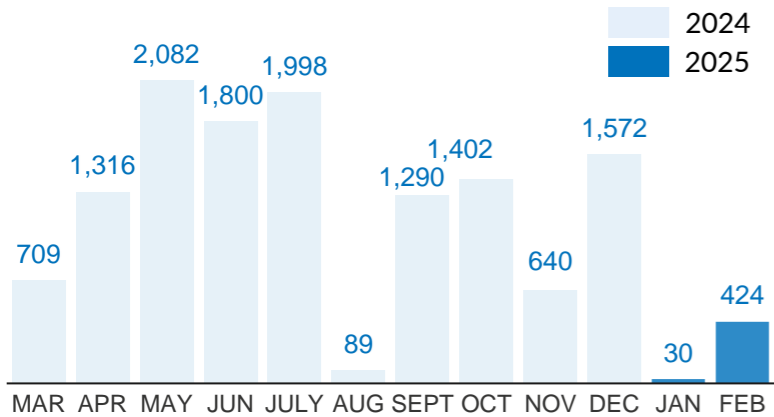


Boys

**Country of repatriation**



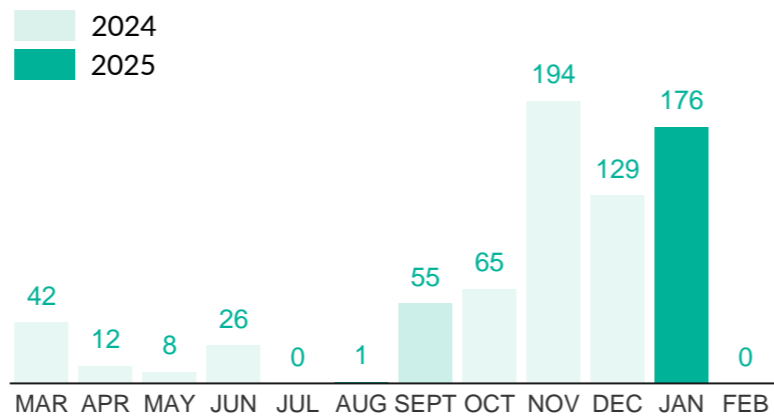
**Repatriation from DRC to other countries (last 12 months)**



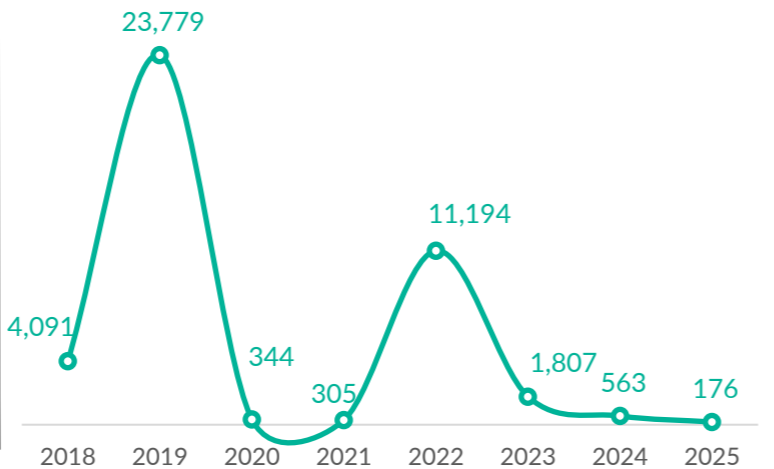
**Repatriation from DRC to other countries since 2020**

COUNTRY	2020	2021	2022	2023	2024	2025
BURUNDI	1943	7296	3474	4517	2183	0
CAR**	2061	5021	3350	2328	9203	0
CGO	5	0	0	1	0	0
RWANDA	922	1920	2451	1924	1512	454
SSD****	0	0	3	0	0	0
<b>Total</b>	<b>4931</b>	<b>14237</b>	<b>9278</b>	<b>8770</b>	<b>12898</b>	<b>454</b>

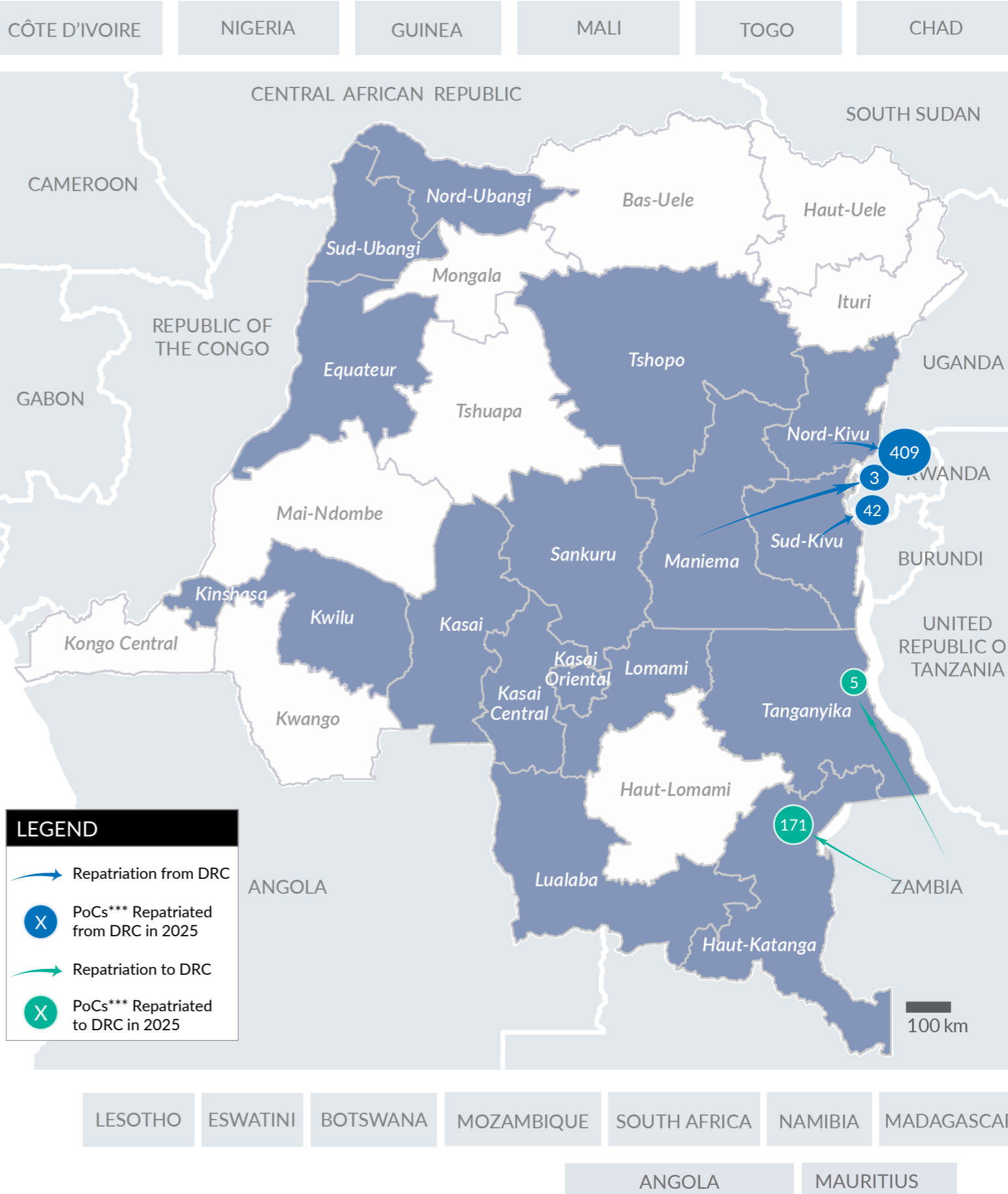
**Repatriation from other countries to DRC (last 12 months)**



**Repatriation from other countries to DRC since 2018**



**MAIN PROVINCES WHERE REPATRIATIONS HAVE TAKEN PLACE**



The boundaries and names shown, and the designations used on this map do not imply official endorsement or acceptance by the United Nations.

\*VolRep = Voluntary Repatriation, \*\*CAR = Central African Republic, \*\*\*CGO= Republic of Congo, \*\*\*\*South Soudan, \*\*\*PoCs = Persons of Concern, \*\*\*\*Family ID not available for some individuals  
Source : UNHCR DRC, Feedback : codkidrcim@unhcr.org, For further information: Please contact Dr. Pierre Atchom - atchom@unhcr.org