SOMALIA

Internal Displacements Monitored by Protection & Solutions Monitoring Network (PSMN)

February 2025

View the interactive dashboard here: http://prmn-somalia.unhcr.org/

TOTAL DISPLACEMENTS

24,000 in Feb | **57,000** (Jan - Dec 2025) | **552,000** (Jan - Dec 2024)

The UNHCR-led PSMN implemented in partnership with NRC reported **24,000** internal displacements in the month of January 2025. Out of these, **18,000** were caused by conflict or insecurity while **3,000** were dispaced by drougt. Approximately **3,000** were displaced due to other reasons

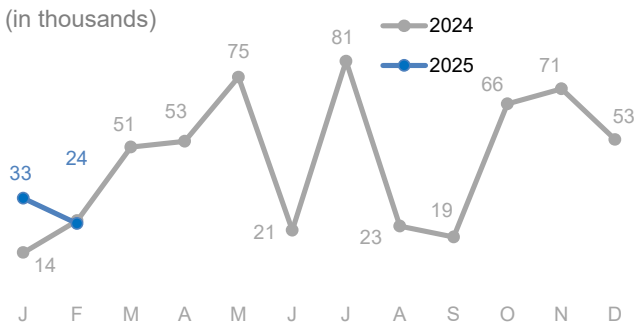

BY REGION (Jan - Dec 2025)

	DEP	ARR
Awdal		
Bakool	1,850	150
Banadir	80	11,020
Bari	12,530	15,380
Bay	1,490	30
Galgaduud	830	680
Gedo	3,710	6,810
Hiraan	2,970	2,630
Lower Juba	9,740	10,240
Lower Shabelle	9,080	80
Middle Juba	1,720	1,330
Middle Shabelle	2,040	400
Mudug	1,010	1,020
Nugaal	200	200
Sanaag	5,190	1,640
Sool	2,300	2,370
Togdheer	1,760	2,520
Woq. Galbeed		

BY DISTRICT (Jan - Dec 2025)

DEPARTURE

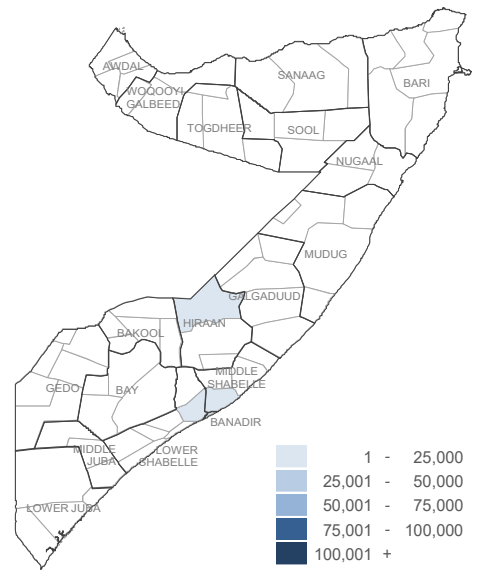

ARRIVAL

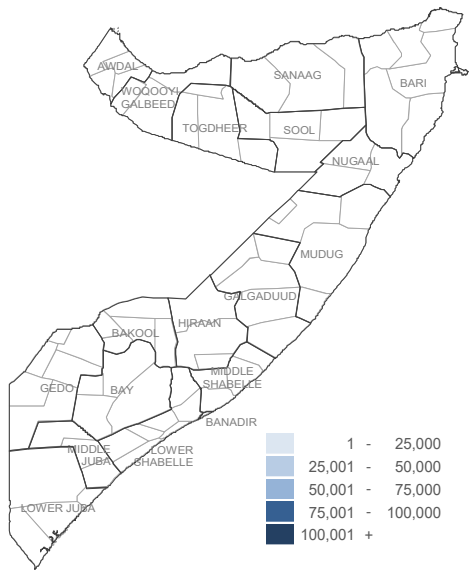

CONFLICT / INSECURITY DISPLACEMENTS

18,000 in Feb | **41,000** (Jan - Dec 2025) | **290,000** (Jan - Dec 2024)

Major displacement arrivals in February 2025 owing to Conflict/Insecurity occurred in **Banadir** (3200) and **Luuq** (3000) districts.

Major displacement departures related to Conflict/Insecurity occured in **Qandala** (4000) and **Luuq** (3100) districts.

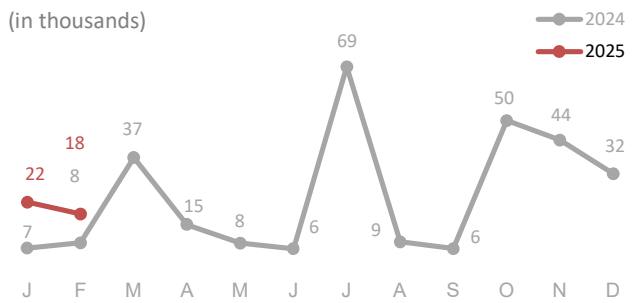

BY REGION (Jan - Dec 2025)

	DEP	ARR
Awdal		
Bakool	1,530	10
Banadir	20	8,560
Bari	12,070	14,100
Bay	770	
Galgaduud	180	80
Gedo	3,210	5,430
Hiraan	2,670	2,570
Lower Juba	3,650	4,140
Lower Shabelle	8,030	
Middle Juba	1,700	1,330
Middle Shabelle	480	100
Mudug	330	320
Nugaal		
Sanaag	3,770	1,260
Sool	1,000	990
Togdheer	1,130	1,650
Woq. Galbeed		

BY DISTRICT (Jan - Dec 2025)

DEPARTURE

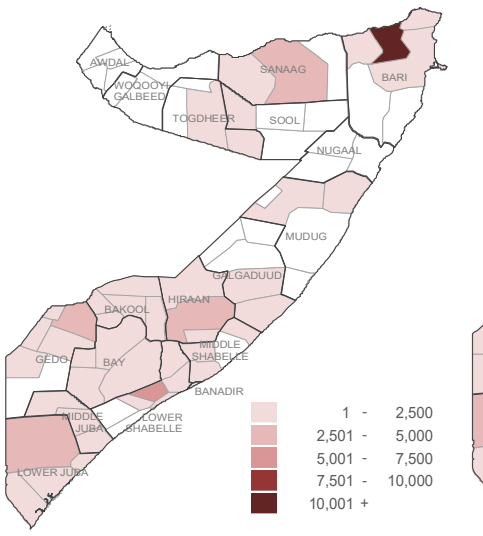

ARRIVAL

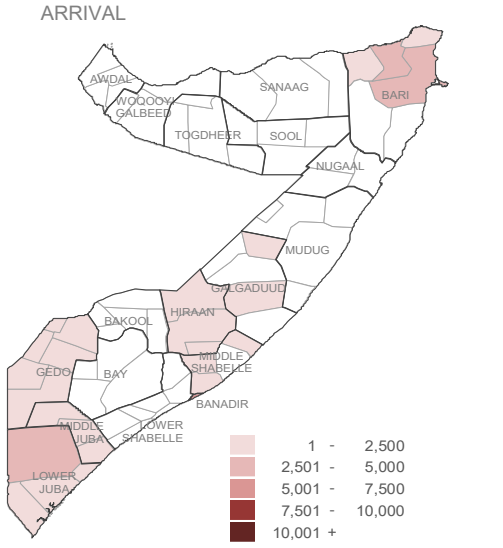

DROUGHT RELATED DISPLACEMENTS

3,000 in Feb | **11,000** (Jan - Dec 2025) | **8,000** (Jan - Dec 2024)

The highest displacement arrivals due to drought in February occurred in **Banadir** (950) **Galdigob** (350) and **Doolow** (320) districts.

Major diplacement departures owing to drought occurred in **Qoryooley** (470) and **Galdogob** (300) dictricts.

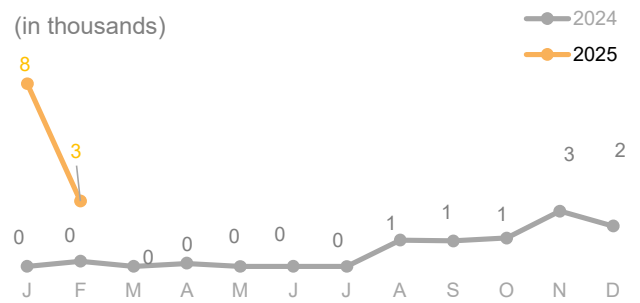

BY REGION (Jan - Dec 2025)

	DEP	ARR
Awdal		
Bakool	272	143
Banadir		2,451
Bari		
Bay	359	32
Galgaduud	569	588
Gedo	102	431
Hiraan	198	56
Lower Juba	6,091	6,091
Lower Shabelle	1,003	57
Middle Juba	7	7
Middle Shabelle	1,525	270
Mudug	640	640
Nugaal	26	26
Sanaag	96	96
Sool	413	268
Togdheer	82	227
Woq. Galbeed		

BY DISTRICT (Jan - Dec 2025)

DEPARTURE

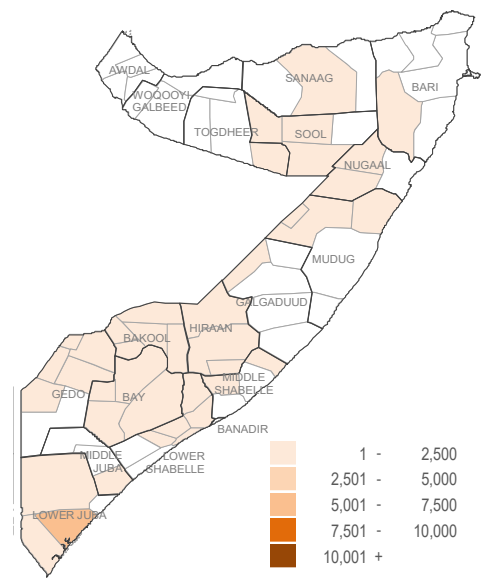

ARRIVAL

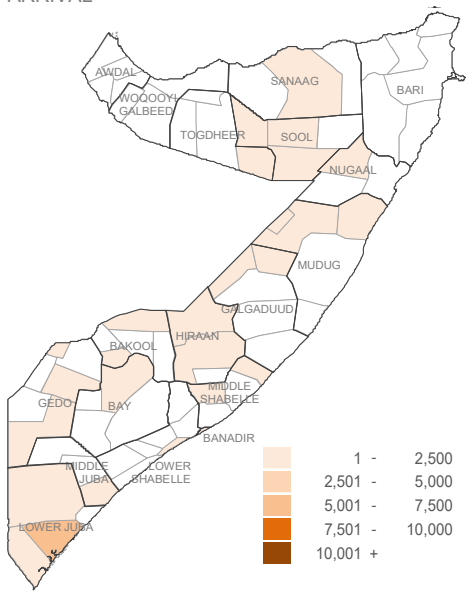

FLOOD DISPLACEMENTS

0 in Feb | **0** (Jan - Dec 2025) | **142,100** (Jan - Dec 2024)

There were no significant arrival or departure displacements owing to floods for the month of February 2025.

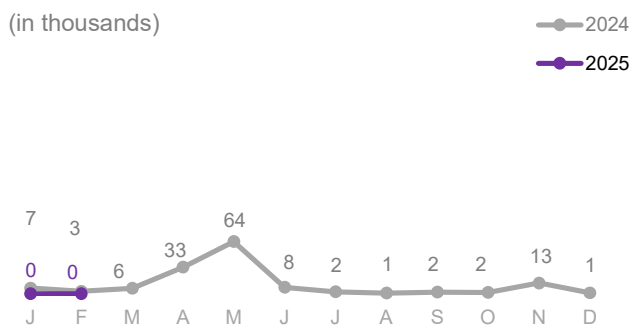

BY REGION (Jan - Dec 2025)

	DEP	ARR
Awdal		
Bakool		10
Banadir		
Bari		10
Bay		
Galgaduud		
Gedo		
Hiraan	10	
Lower Juba		
Lower Shabelle		
Middle Juba		
Middle Shabelle		
Mudug		
Nugaal		
Sanaag		
Sool		
Togdheer		
Woq. Galbeed		

PRIORITY NEED ON ARRIVAL (Feb in %)

	Food	Water	Shelter	Health	Protection	Livelihood	Humanitarian Aid	Transport	Other
Awdal									
Bakool									
Banadir	33	1	64	3					
Bari	99			1					
Bay									
Galgaduud	89		11						
Gedo	100								
Hiraan			100						
Lower Juba	91	8	1						
Lower Shabelle									
Middle Juba	100								
Middle Shabelle	38		63						
Mudug	20		51	28				1	
Nugaal	53		47						
Sanaag	29	25	32	13					
Sool	3		21	76					
Togdheer	29	25	47						
Woq. Galbeed									

AGE & GENDER (2025)

Female	Age	Male
13%	0-4	11%
11%	5-11	12%
10%	12-17	10%
15%	18-59	11%
2%	60+	5%

Women & chidren 84%

Disaggregated data for displaced persons are based on those displacement reports where data has been collected at household level during the year.

NEED

Food	Protection
Water	Livelihood
Shelter	Humanitarian Aid
Health	Transport
Other	

About PRMN

The PSMN (Protection & Solutions Monitoring Network) is a UNHCR-led project which identifies and reports on displacements (including returns) of populations in Somalia. The network also identifies and reports on protection risks and incidents underlying such movements. Only figures collected by PSMN are reported above. Not all displacements in Somalia are captured. This dashboard should be read in conjunction with the Notes on PSMN Methodology (https://data2.unhcr.org/en/documents/details/53888) which outline the approach and certain limitations. The figures shown are for numbers of individuals and are based on interviews with key informants and/or displaced hoseholds at destination (unless otherwise noted). Further information and datasets available on request use contact below.

Partner

NRC NORWEGIAN REFUGEE COUNCIL

UNHCR is grateful for the generous contributions of donors who have directly contributed to the UNHCR Somalia operation in 2025

From the People of Japan