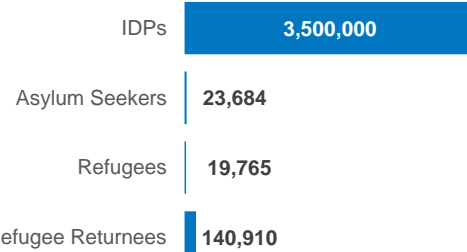


In February 2025, **approx 24,000** new internal displacements were monitored by the UNHCR-led Protection and Solutions Monitoring Network (PSMN). Major drivers include **conflict and insecurity** (18,246 - 77%), **drought** (2,997 - 13%), and **other reasons** (2,559 - 11%).

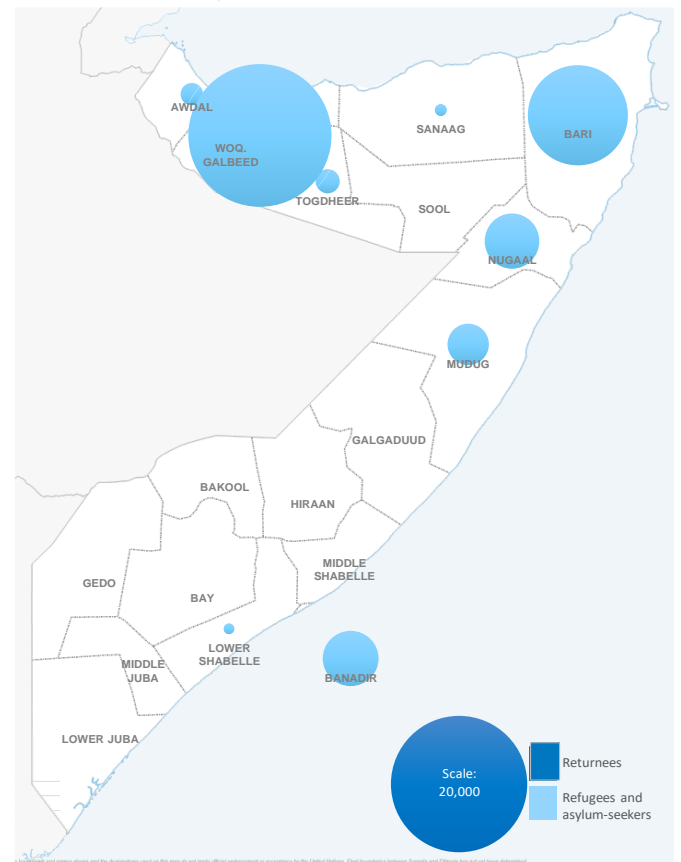
Overall, in February 2025, PSMN recorded the highest number of internal displacement in **Qandala** (4000) followed by **Banadir** (3200) and **Luuq** (3100) districts. This figures include both arrival and departure displacements.

People we work with and for

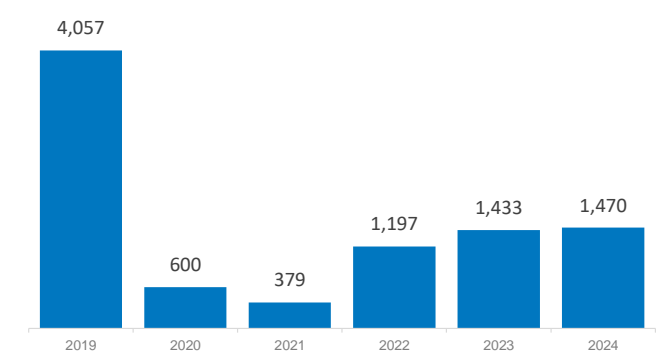


*Estimated internally displaced persons as of March 2024 (Source: Somalia UN IDP - WG)

Returnees, refugee and asylum seekers map



Number of returnees (with assistance from UNHCR) by Year



43,449
Refugees & Asylum-Seekers

At the end of February 2024, a total of 43,449 refugees and asylum-seekers are registered in Somalia, mainly from **Ethiopia (28,445 asylum seekers and refugees)**, **Yemen (12,549 refugees and asylum seekers)** and **Syria (1,819 refugees and asylum seekers)**. The remaining 636 registered are from other countries.

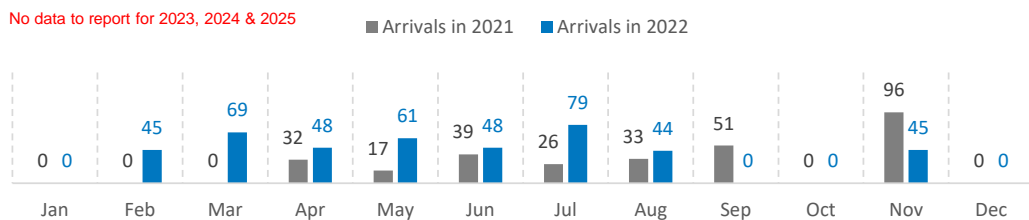
Region	Ethiopia	Yemen	Other
Woq. Galbeed	13,342	6,840	1,796
Bari	8,728	1,910	134
Nugaal	2,995	242	24
Mudug	1,704	82	47
Togdheer	393	178	55
Sanaag	127	19	4
Awdal	317	207	11
Banadir	12	2,914	380
Sool	-	-	-
Middle Shabelle	-	-	-
Lower Shabelle	-	130	1
Other	826	20	3
TOTAL	28,445	12,549	2,455

140,910
Refugee Returnees (Since 2014)

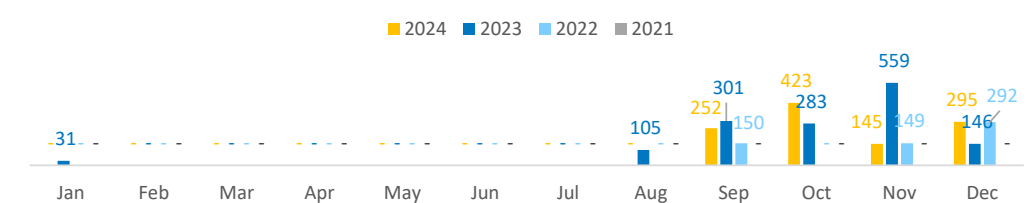
Data presented in this report relates to returnees arriving in Somalia as of February 2025. Since December 2014, UNHCR has supported **96,618** Somali refugees to return to Somalia. Additionally, a total of **44,292** Somalis were monitored as arriving spontaneously.

Region	Kenya	Yemen	Other
Banadir	15,879	20,624	1,061
Bari	12	2,671	34
Bay	9,705	1,418	22
Galgaduud	15	142	3
Gedo	2,922	361	45
Awdal	-	375	17
Lower Juba	54,844	2,195	128
Middle Juba	1,539	18	1
Middle Shabelle	798	780	25
Mudug	10	312	18
Nugaal	13	414	23
Other	167	23,459	92,798
TOTAL	85,904	52,769	2,237

Somali returnees from Kenya by month



Assisted spontaneous returnees from Yemen by month

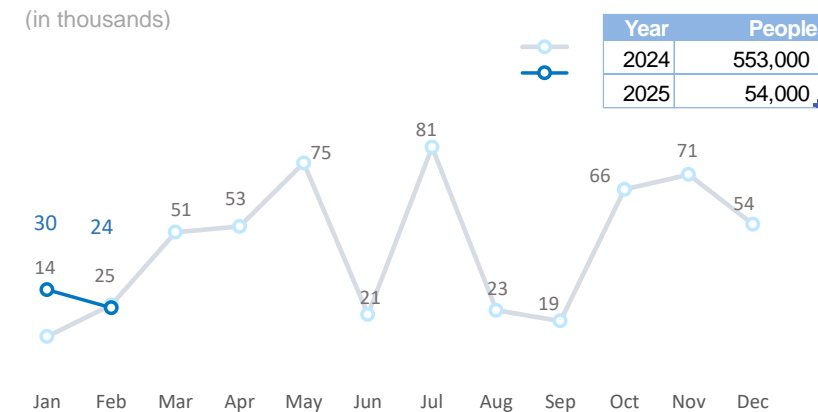


Somalia Internal DISPLACEMENT

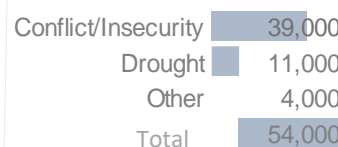
Displacements monitored by UNHCR Protection and Solutions Monitoring Network (PSMN)

Monthly internal displacement (2024 - 2025)

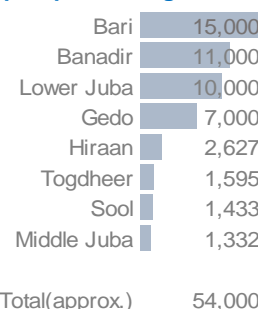
(in thousands)



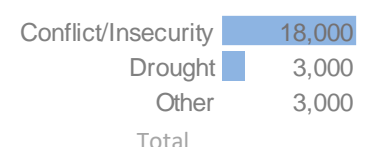
2025 displacement reasons



2025 top Departure regions



February 2025 displacement reasons



February 2025 top Departure regions

