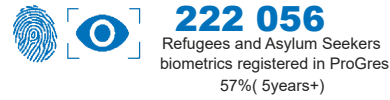
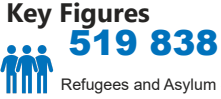


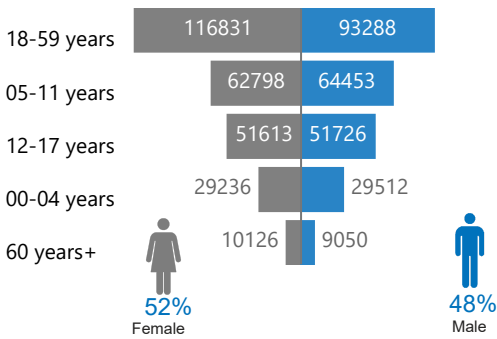
**Registered Refugees and Asylum-Seekers in DRC**



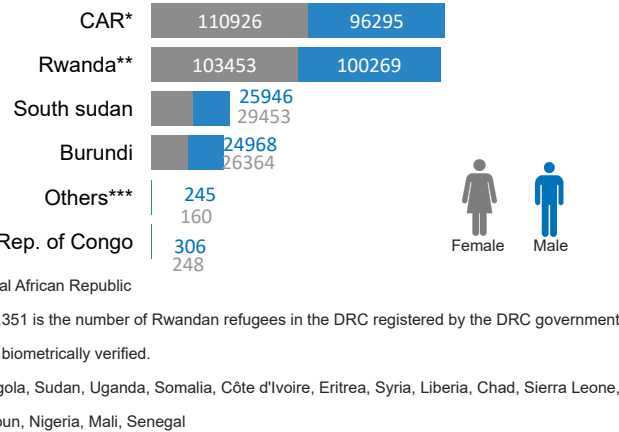
**Situation Overview**

The refugee population in the DRC fell from **520,197** to **518,633**, a decrease of **0.30%** compared to the January figure, mainly due to the inactivation of refugees absent during the verification of Central Africans in the Inke and modal camps as well as the repatriation of Rwandan refugees. The number of asylum seekers increased from **1129** to **1205** due to the reactivation of people during the continuous registration exercise. **5** people were resettled in 2025; **176** Congolese (former refugees) were repatriated to the DRC during the month.

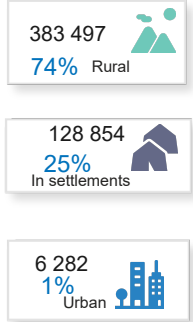
**Age and Gender of Refugee Population**



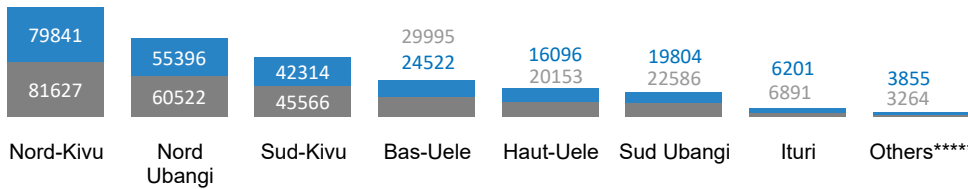
**Refugee Population by Country of Origin**



**Réfugiee by type of location**

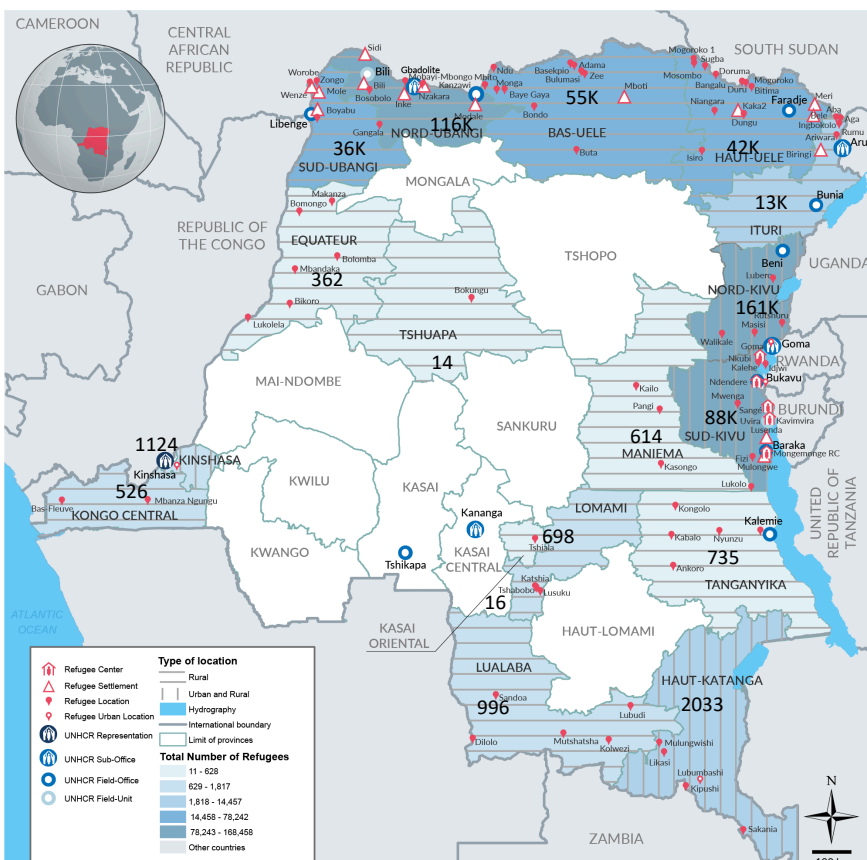


**Refugee Population by Province in DRC**

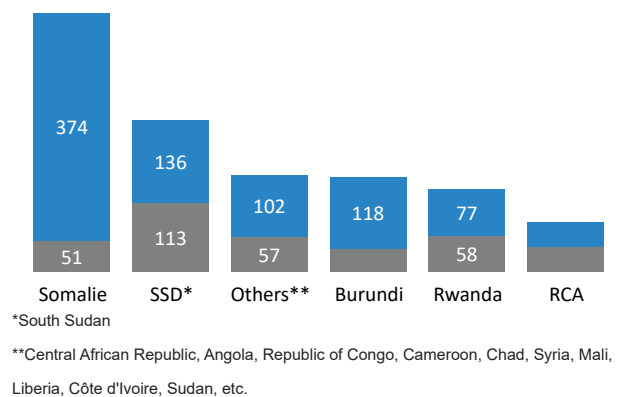


\*\*\*\*:Haut-Katanga (2033), Kinshasa (1115), Lualaba (996), Lomami 698), Kongo-Central (526), Maniema (614), Tanganyika (735), Equateur (362), Tshuapa (14) et Kasai-Oriental(16).

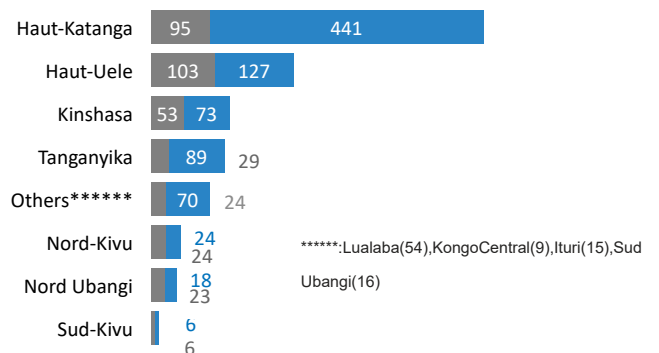
**Location of refugee population in DRC**



**Asylum Seekers Population by Country of Origin**

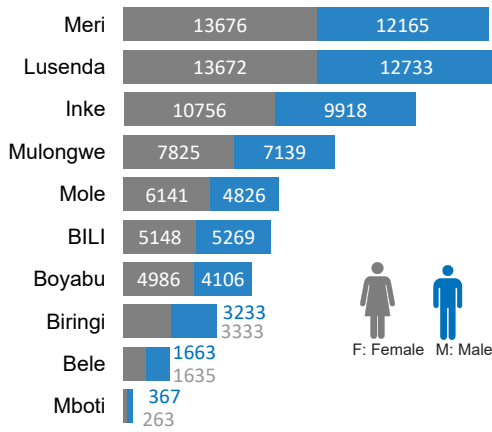


**Asylum Seekers Population by Province in DRC**



**Refugees and Asylum Seekers in RDC**

**Refugees in settlement**




**Refugees in the development pole**

Location	F	M	Total
Modale	3519	3040	6559
Nzakara	4801	3928	8729
sidi	2126	2044	4170
wenze	2504	1755	4259
<b>Total</b>	<b>12950</b>	<b>10767</b>	<b>23717</b>

**Urban refugees**

Location	F	M	Total
Bukavu	677	624	1301
Goma	1092	966	2058
Kinshasa	558	566	1124
Lubumbashi	825	974	1799
<b>Total</b>	<b>3152</b>	<b>3130</b>	<b>6282</b>



**Repatriation situation in the DRC at 28 February 2025**

**Number of refugees repatriated(OUT) from the DRC**

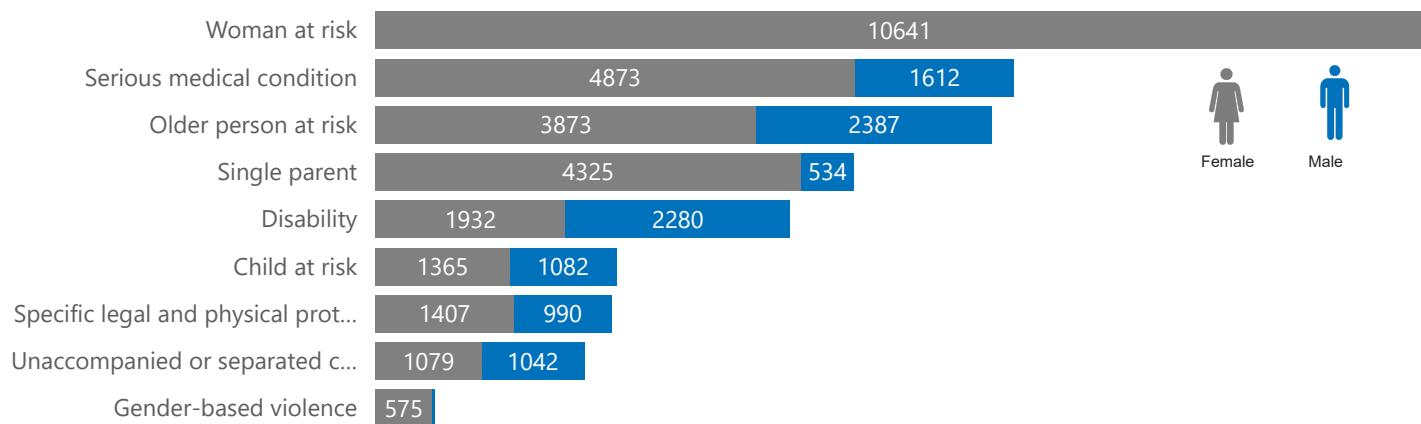
Country of origin	2021	2022	2023	2024	2025	Total
Burundi	7296	3474	4517	2183		19694
RCA	5021	3350	2328	9203		25109
Rep. of Congo	0	0	1	0		9
Rwanda	1920	2451	1924	1512	454	14372
South Sudan	0	3	0	0		3
<b>Total</b>	<b>14237</b>	<b>9278</b>	<b>8770</b>	<b>12898</b>	<b>454</b>	<b>59187</b>

**Situation of resettlement 2025**

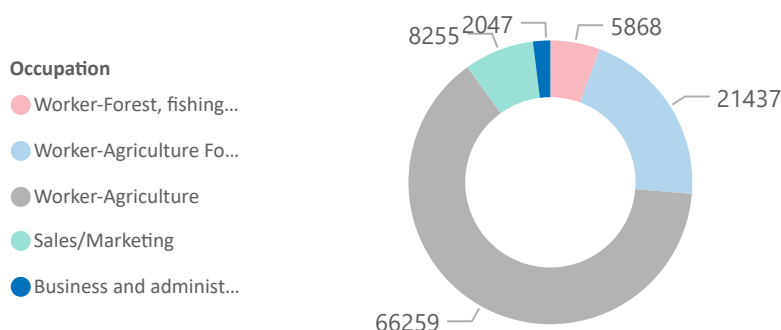
Nationality/ resettlement country	#Ind.Reinstalled	Indsubmit
<b>Burundi</b>	<b>3</b>	<b>9</b>
USA	3	9
CANADA	0	0
<b>COB</b>	<b>2</b>	<b>0</b>
USA	2	0
<b>Total</b>	<b>5</b>	<b>9</b>

RSA: South africa , RCA: central African Republic , USA: United States , COB: Rép.of Congo, SSD: South Sudan, RDC: Rép.Democratic of Congo, ICO: Cote d'ivoire , SW: Swaziland

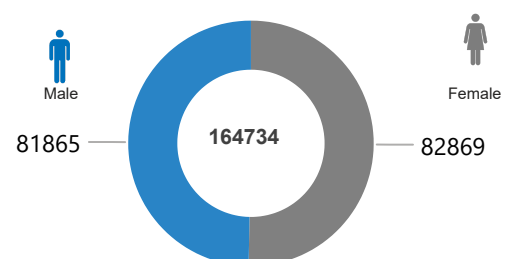
**A) Person with specific needs**



**B) Top 5 Occupation**



**C) Situation of refugee children of school age(6-17years)**



### Key figures on refugees and asylum seekers in the DRC

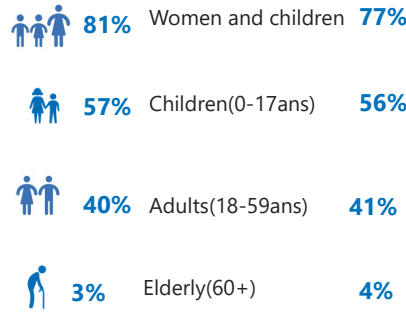
#### Registration

**519 838**  
Registered on individual basis  
518 633 refugees | 1205 Asylum seekers

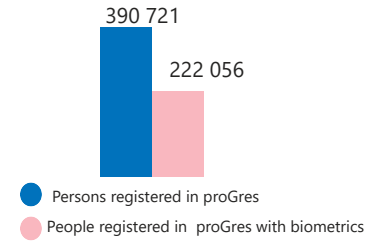
**2501**  
Refugees and asylum seekers  
registered on 2025

**390721**  
Refugees and asylum seekers  
registered in proGres


Refugees                      Asylum seekers



**222 056**  
Refugees and asylum seekers aged 5+ years  
registered in proGres with biometrics in  
2024

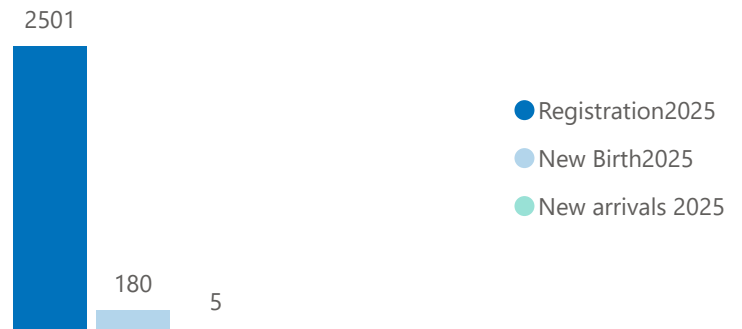


#### New arrivals by country of origin



\*\* : Somalie 1, South sudan: 1

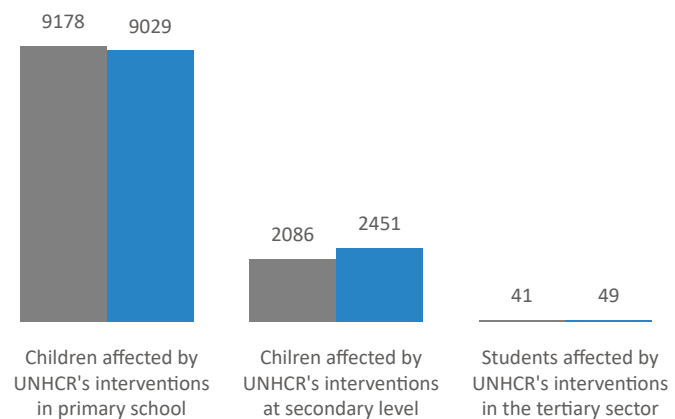
#### Registration trend by new arrival during the year



#### Documentation (issued by the Government):

- All individuals registered in ProGres have at least one protection document, **390721** persons.
- **129351** Rwandan refugees not yet registered in ProGres without any document protection.
- **180** children born in 2024; **134** received birth certificate with help of government.
- **30133** Persons with refugees card.

#### Forcibly displaced people enrolled in the national education system(2023 national report)



#### Population Trend by year(2021 - 2025)

