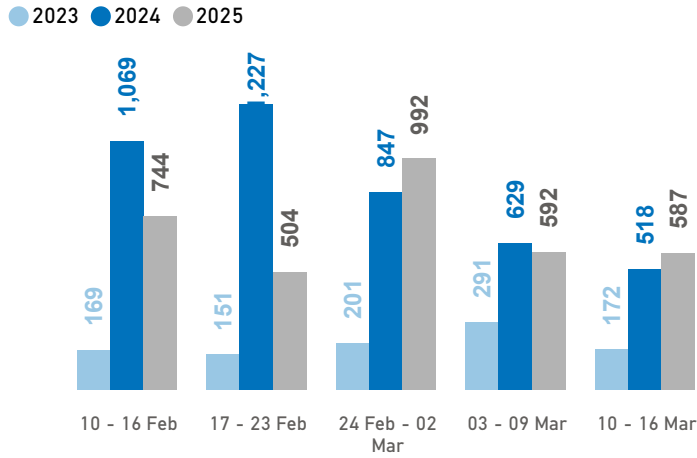


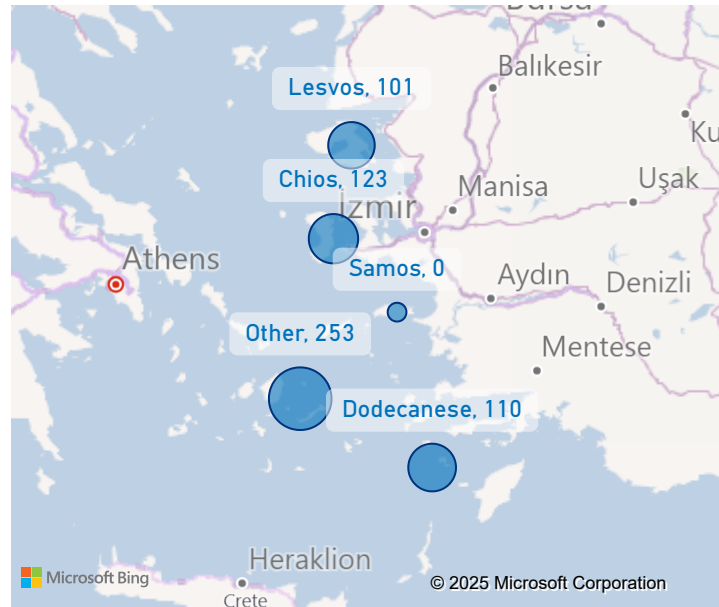
Aegean Islands Weekly Snapshot

Sea arrivals

This week, the Aegean islands saw 587 arrivals, a decrease from last week's 592. The average of the daily arrivals on the Aegean islands for this week is 84.



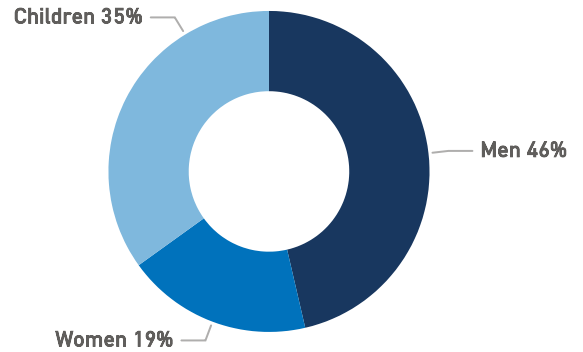
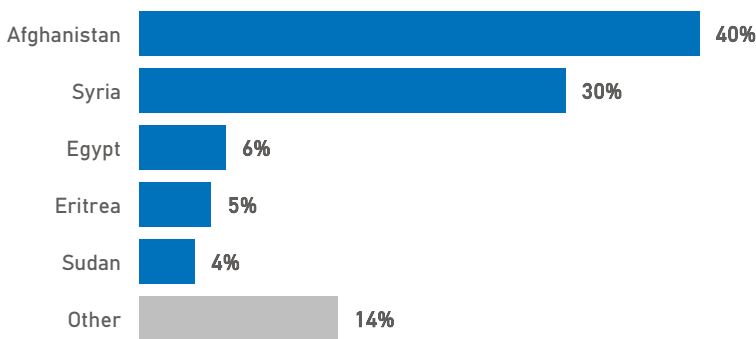
Entry Points



Population in the CCACs

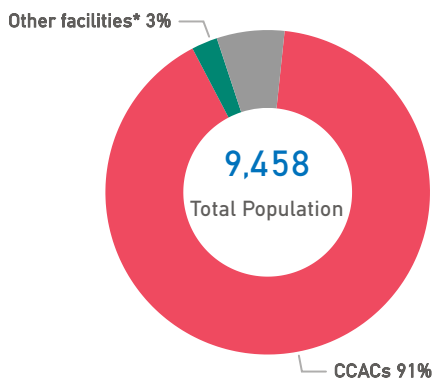
Currently, 8,575 refugees and migrants reside in the Closed Controlled Access Center(s).

Most of them are from Afghanistan (40%), Syria (30%) and Egypt (6%). Men account for 46% of the population, women for 19% and children for 35%.



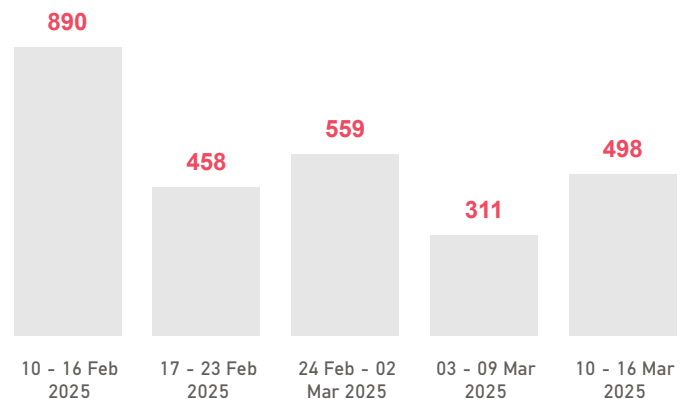
Population on the Islands

There are 9,458 refugees and migrants on the Aegean islands. Out of this total, 8,575 reside at the CCACs and 245 are hosted in other facilities. UNHCR estimates that there are also 638 self-accommodated in the islands.



Departures

This week, 498 refugees and migrants departed from the Aegean islands to the mainland.



Published on 26/03/2025

more information: [UNHCR Operational Portal - Greece](#)

*Other facilities include shelters for unaccompanied children, detention facilities, etc.

Refugees and migrants includes asylum-seekers, beneficiaries of international protection and people out of the asylum procedure.

Departures to the mainland mainly include: i) transfers in the context of IOM Assisted Voluntary Return and Reintegration programme, ii) transfers of unaccompanied children to State-run facilities, iii) organized transfers supported by the government, including controlled facilities for temporary accommodation of asylum-seekers in the mainland/sites, and iv) those who depart on their own means.

Data Sources: Population data - Partial Data from the Government and other sources; Arrivals/Departures - Hellenic Police, Hellenic Coastguard

Figures are subject to future adjustment based on consolidated figures provided by the authorities. Percentages may not add up to 100 due to rounding and slightly differ between the text and graphs.

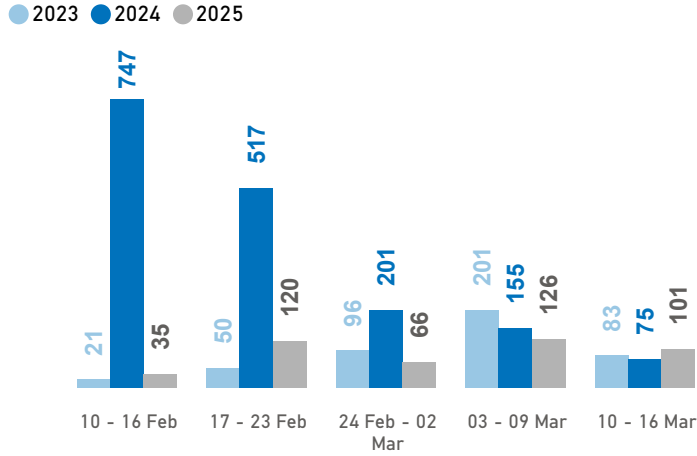
The boundaries, the names shown and the designations used on the map do not imply official endorsement or acceptance by the United Nations.

Lesvos Weekly Snapshot

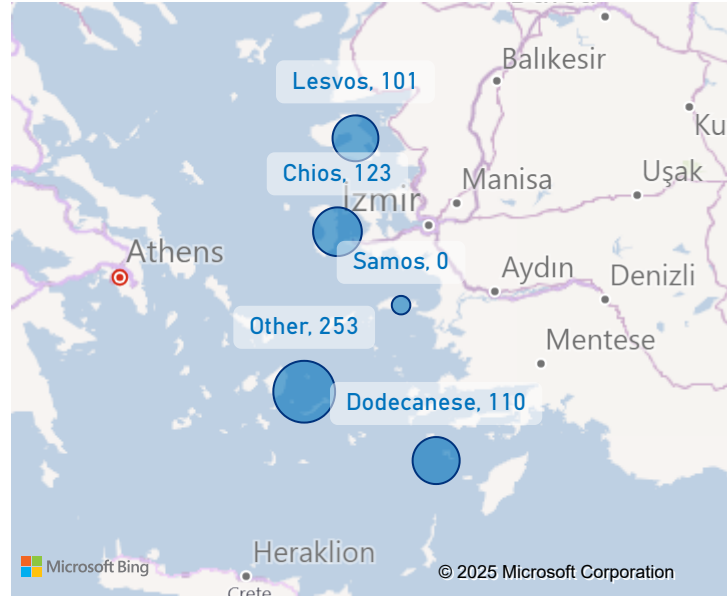
Sea arrivals

This week, Lesvos saw 101 arrivals, a decrease from last week's 126.

The average of the daily arrivals on Lesvos for this week is 14.



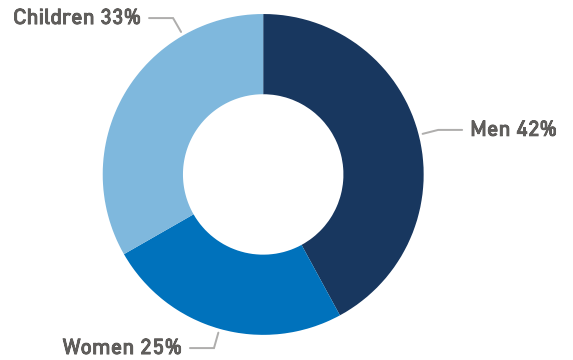
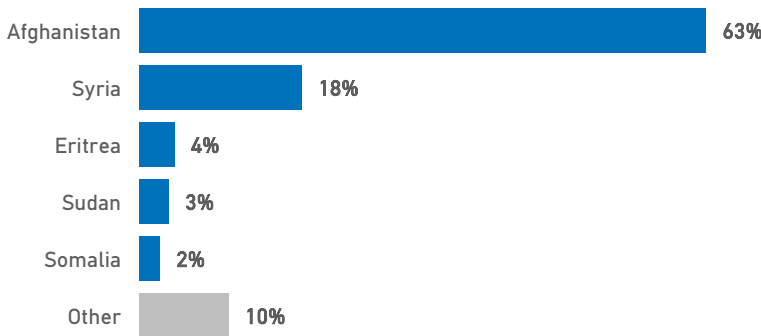
Entry Points



Population in the CCAC

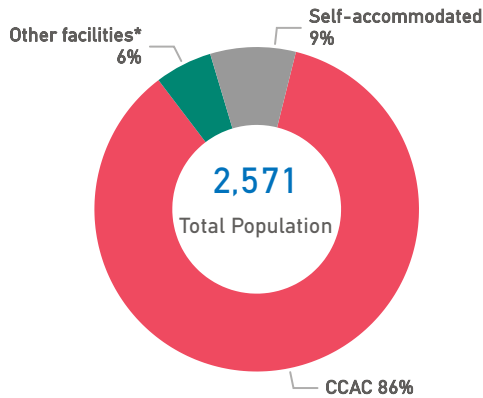
Currently, 2,205 refugees and migrants reside in the Closed Controlled Access Center.

Most of them are from Afghanistan (63%), Syria (18%) and Eritrea (4%). Men account for 42% of the population, women for 25% and children for 33%.



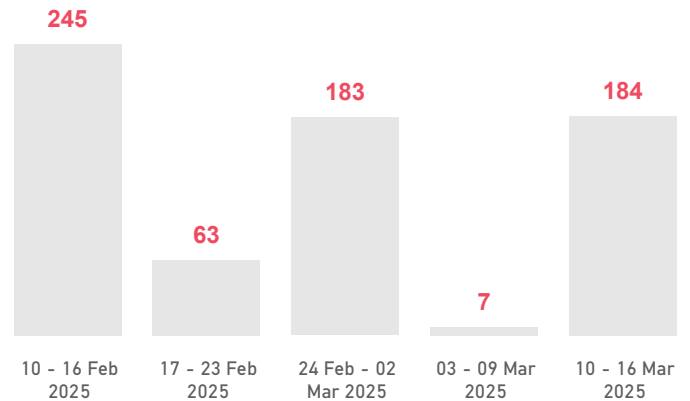
Population on the Island

There are 2,571 refugees and migrants on Lesvos. Out of this total, 2,205 reside at the CCAC and 147 are hosted in other facilities. UNHCR identified 219 self-accommodated refugees in the island up to this date.



Departures

This week, 184 refugees and migrants departed from Lesvos to the mainland.



Published on 26/03/2025

more information: [UNHCR Operational Portal - Greece](#)

*Other facilities include shelters for unaccompanied children, detention facilities, etc.

Refugees and migrants includes asylum-seekers, beneficiaries of international protection and people out of the asylum procedure.

Departures to the mainland mainly include: i) transfers in the context of IOM Assisted Voluntary Return and Reintegration programme, ii) transfers of unaccompanied children to State-run facilities, iii) organized transfers supported by the government, including controlled facilities for temporary accommodation of asylum-seekers in the mainland/sites, and iv) those who depart on their own means.

Data Sources: Population data - Partial Data from the Government and other sources; Arrivals/Departures - Hellenic Police, Hellenic Coastguard

Figures are subject to future adjustment based on consolidated figures provided by the authorities. Percentages may not add up to 100 due to rounding and slightly differ between the text and graphs.

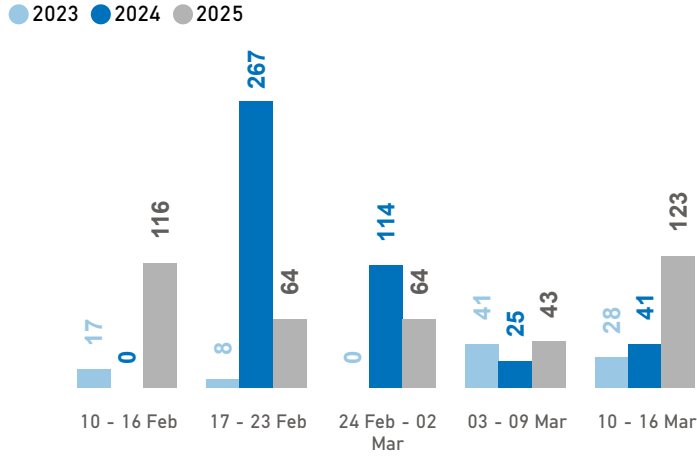
The boundaries, the names shown and the designations used on the map do not imply official endorsement or acceptance by the United Nations.

Chios Island Weekly Snapshot

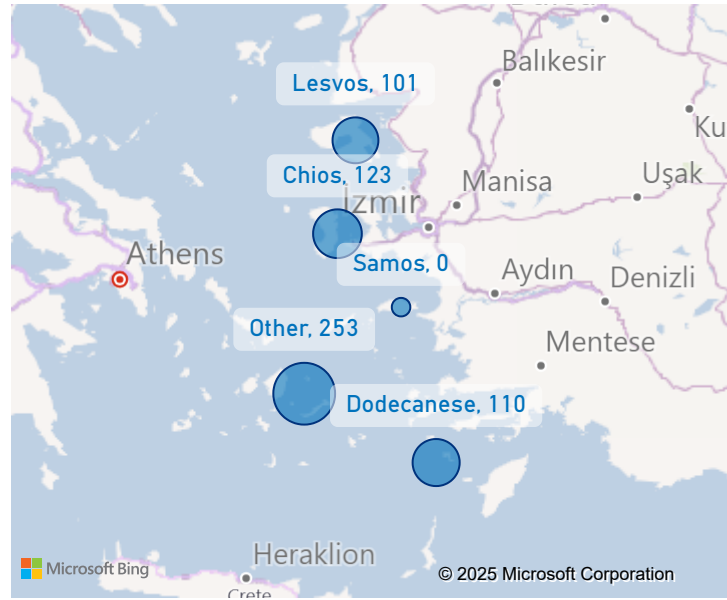
Sea arrivals

This week, Chios island saw 123 arrivals, an increase from last week's 43.

The average of the daily arrivals on Chios island for this week is 18.



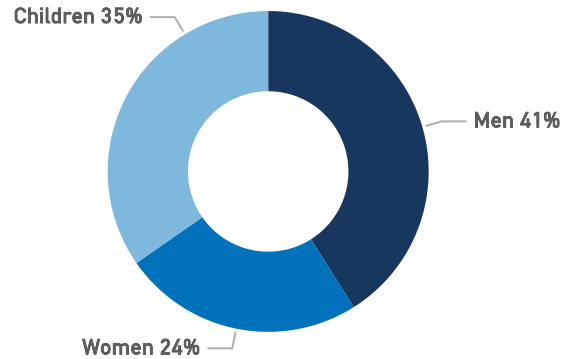
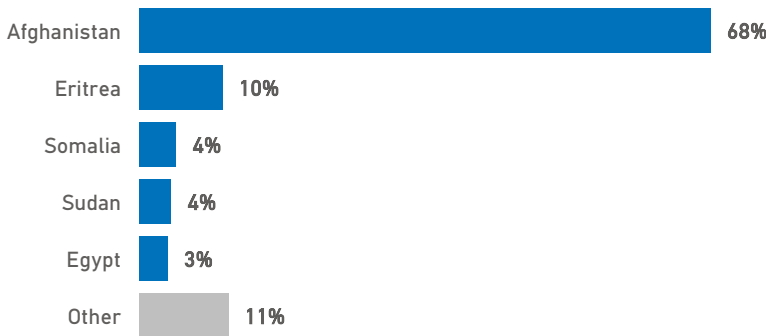
Entry Points



Population in the CCAC

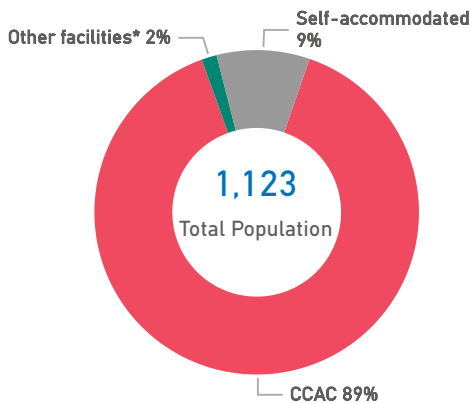
Currently, 1,002 refugees and migrants reside in the Closed Controlled Access Center.

Most of them are from Afghanistan (68%), Eritrea (10%) and Somalia (4%). Men account for 41% of the population, women for 24% and children for 35%.



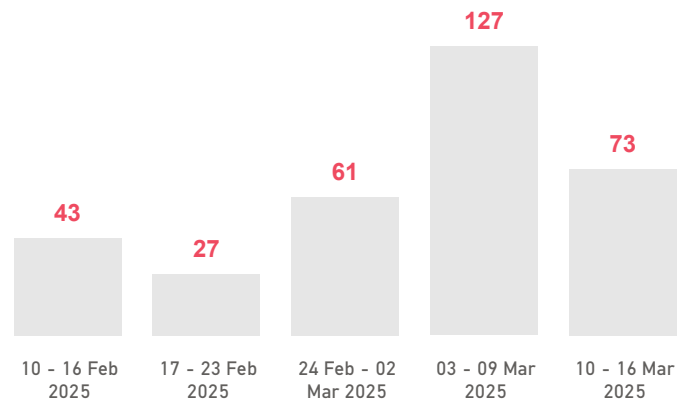
Population on the Island

There are 1,123 refugees and migrants on Chios island. Out of this total, 1,002 reside at the CCAC and 17 are hosted in other facilities. UNHCR estimates that there are also 104 self-accommodated in the island.



Departures

This week, 73 refugees and migrants departed from Chios island to the mainland



Published on 26/03/2025

more information: [UNHCR Operational Portal - Greece](#)

*Other facilities include shelters for unaccompanied children, detention facilities, etc.

Refugees and migrants includes asylum-seekers, beneficiaries of international protection and people out of the asylum procedure.

Departures to the mainland mainly include: i) transfers in the context of IOM Assisted Voluntary Return and Reintegration programme, ii) transfers of unaccompanied children to State-run facilities, iii) organized transfers supported by the government, including controlled facilities for temporary accommodation of asylum-seekers in the mainland/sites, and iv) those who depart on their own means.

Data Sources: Population data - Partial Data from the Government and other sources; Arrivals/Departures - Hellenic Police, Hellenic Coastguard

Figures are subject to future adjustment based on consolidated figures provided by the authorities. Percentages may not add up to 100 due to rounding and slightly differ between the text and graphs.

The boundaries, the names shown and the designations used on the map do not imply official endorsement or acceptance by the United Nations.

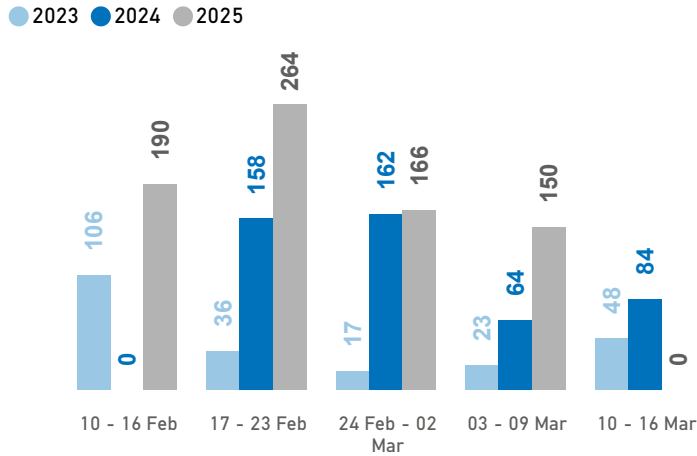
Samos* Weekly Snapshot

(*including Ikaria, Agathonisi and Fournoi islands)

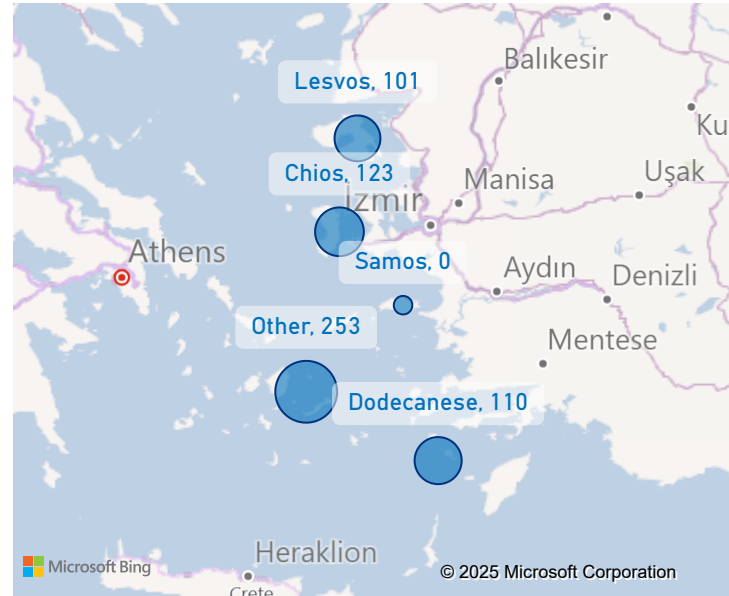
Sea arrivals

This week, Samos and neighbouring islands (Ikaria, Agathonisi and Fournoi) saw 0 arrivals, a decrease from last week's 150.

The average of the daily arrivals on Samos and neighbouring islands for this week is 0.



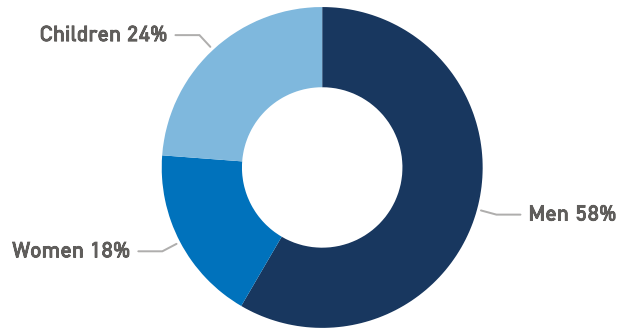
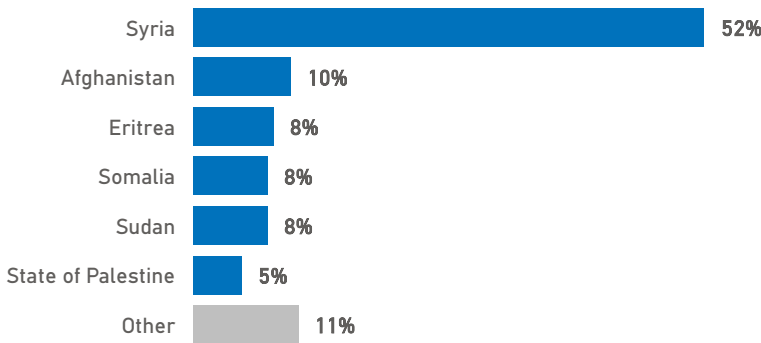
Entry Points



Population in the CCAC

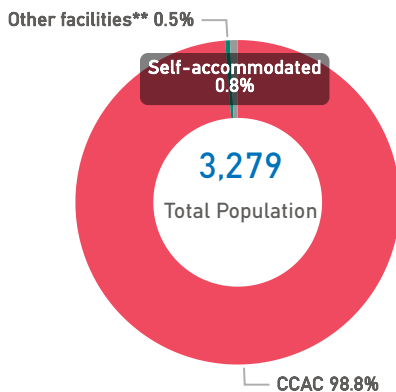
Currently, 3,239 refugees and migrants reside in the Closed Controlled Access Center.

Most of the registered population are from Syria (52%), Afghanistan (10%) and Eritrea (8%). Men account for 58% of the population, women for 18% and children for 24%.



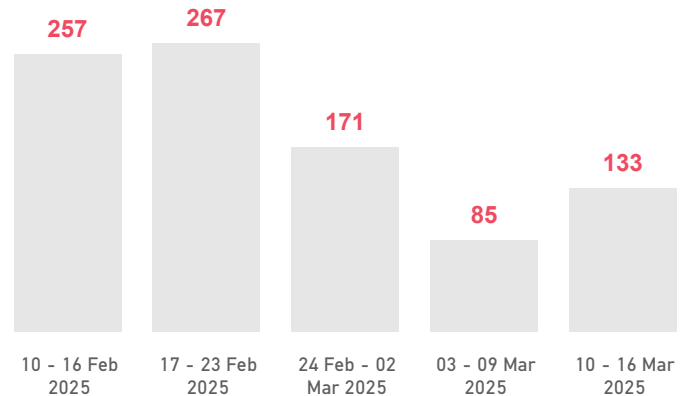
Population on Samos Island

There are 3,279 refugees and migrants on Samos island. Out of this total, the 3,239 reside at the CCAC and 15 are hosted in other facilities. UNHCR estimates that there are also 25 self-accommodated in the island.



Departures

This week, 133 refugees and migrants departed from Samos island to the mainland.



Published on 26/03/2025

more information: [UNHCR Operational Portal - Greece](#)

**Other facilities include shelters for unaccompanied children, detention facilities, etc.

Refugees and migrants includes asylum-seekers, beneficiaries of international protection and people out of the asylum procedure.

Departures to the mainland mainly include: i) transfers in the context of IOM Assisted Voluntary Return and Reintegration programme, ii) transfers of unaccompanied children to State-run facilities, iii) organized transfers supported by the government, including controlled facilities for temporary accommodation of asylum-seekers in the mainland/sites, and iv) those who depart on their own means.

Data Sources: Population data - Partial Data from the Government and other sources; Arrivals/Departures - Hellenic Police, Hellenic Coastguard

Figures are subject to future adjustment based on consolidated figures provided by the authorities. Percentages may not add up to 100 due to rounding and slightly differ between the text and graphs.

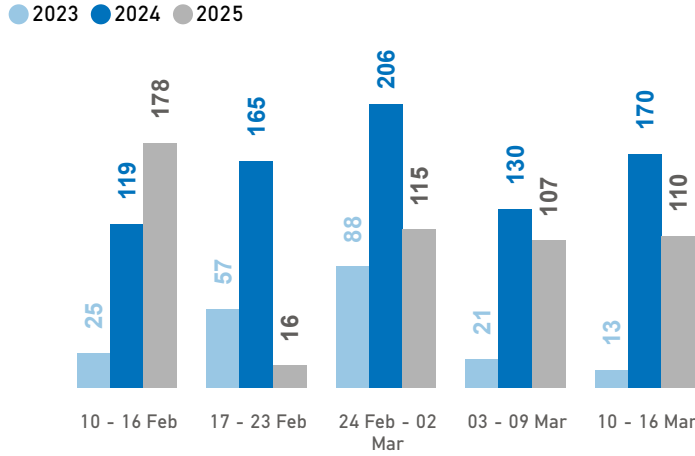
The boundaries, the names shown and the designations used on the map do not imply official endorsement or acceptance by the United Nations.

Dodecanese Islands Weekly Snapshot

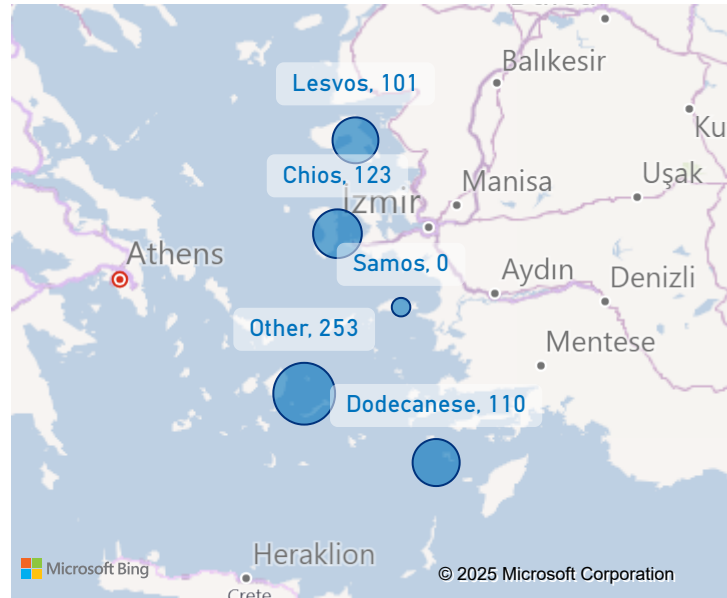
Sea arrivals

This week, the Dodecanese islands saw 110 arrivals, an increase from last week's 107.

The average of the daily arrivals on the Dodecanese islands for this week is 16.



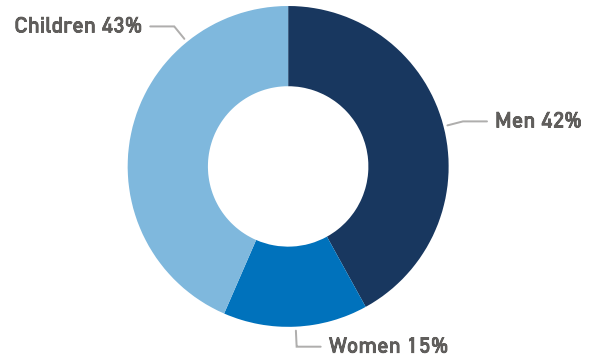
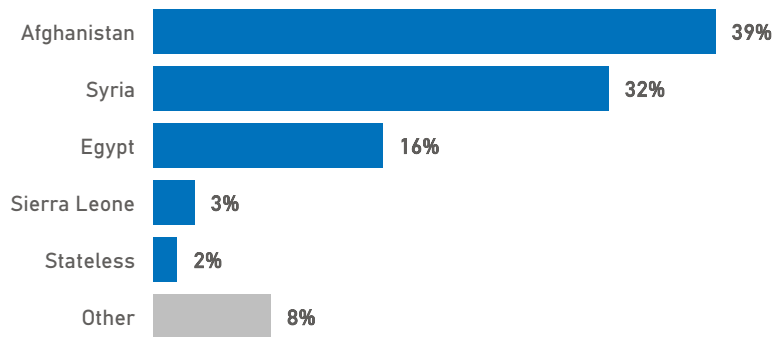
Entry Points



Population in Kos CCAC and Leros CCAC

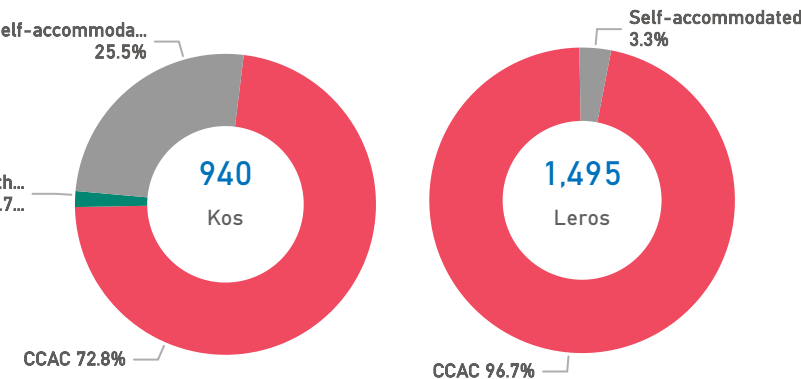
Currently, 2,129 refugees and migrants reside in Kos CCAC and Leros CCAC.

Most of them are from Afghanistan (39%), Syria (32%) and Egypt (16%). Men account for 42% of the population, women for 15% and children for 43%.



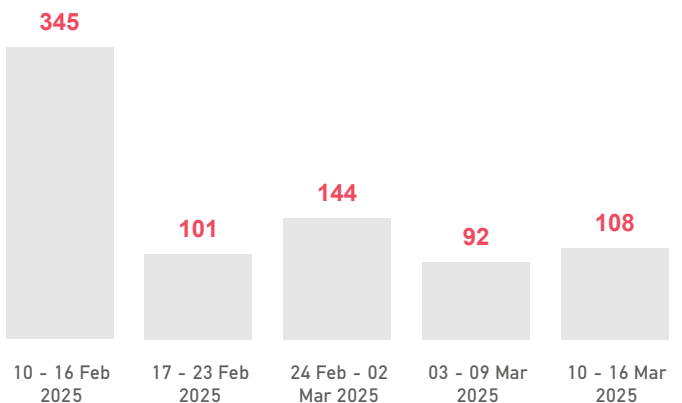
Population on the Dodecanese Islands

There are 2,435 refugees and migrants on the Dodecanese islands. Out of this total, 684 reside at the CCAC in Kos, and 1,445 at the CCAC Leros. In Kos, an estimated 240 people are self-accommodated and an additional 16 are hosted in other facilities, while in Leros, an estimated 50 people are self-accommodated, with an additional 0 being hosted in other facilities.



Departures

This week, 108 refugees and migrants departed from the Dodecanese islands to the mainland.



Published on 26/03/2025

more information: [UNHCR Operational Portal - Greece](#)

*Other facilities include shelters for unaccompanied children, detention facilities, etc.

Refugees and migrants includes asylum-seekers, beneficiaries of international protection and people out of the asylum procedure.

Departures to the mainland mainly include: i) transfers in the context of IOM Assisted Voluntary Return and Reintegration programme, ii) transfers of unaccompanied children to State-run facilities, iii) organized transfers supported by the government, including controlled facilities for temporary accommodation of asylum-seekers in the mainland/sites, and iv) those who depart on their own means.

Data Sources: Population data - Partial Data from the Government and other sources; Arrivals/Departures - Hellenic Police, Hellenic Coastguard

Figures are subject to future adjustment based on consolidated figures provided by the authorities. Percentages may not add up to 100 due to rounding and slightly differ between the text and graphs.

The boundaries, the names shown and the designations used on the map do not imply official endorsement or acceptance by the United Nations.