UGANDA- POPULATION DASHBOARD

ANNEX IV - SETTLEMENT PROFILES 31-Mar-2025

Adjumani

Total Population	Total Refugees
230,186	230,178
Total Households	**Total Asylum-Seekers**
29,696	8

Women and Children
82 %
189,658

Female
53 %
122,979

Elderly
3 %
7,341

Youth 15-24
28 %
64,430

New Registration by Month

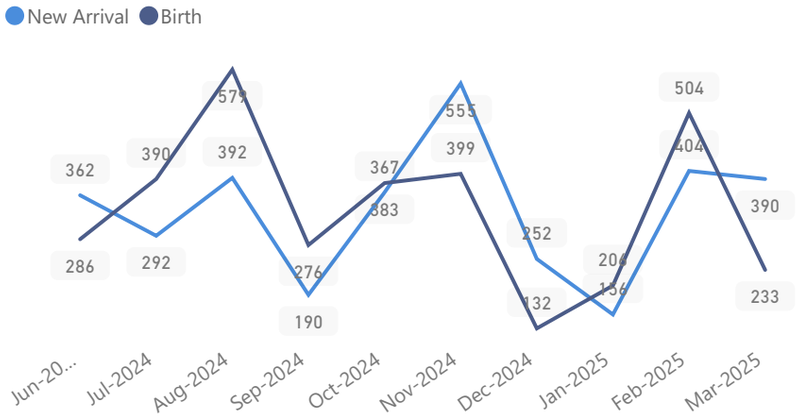

Top Zones

Zone	HHs	Individuals
Nyumanzi	4,949	47,651
Pagrinya	6,065	38,441
Ayilo I	2,948	28,433
Maaji II	2,587	18,719
Ayilo II	2,007	15,543
Maaji III	2,294	15,028
Boroli I	1,312	9,700
Mirieyi	1,032	9,131
Alere	853	7,860
Agojo	1,498	7,492
Baratuku	800	6,584
Mungula I	670	5,754
Olua I	611	5,346

Country of Origin - Top

	Total
South Sudan	229,790
Sudan	306
DR Congo	44
Eritrea	5

Occupation - Top

17% Have occupation

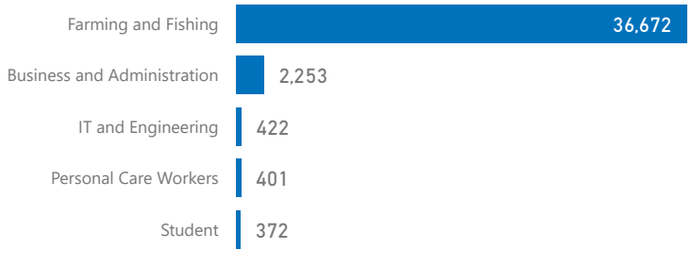

* Age is between 18 - 59 years for Occupation

Age & Gender Breakdown

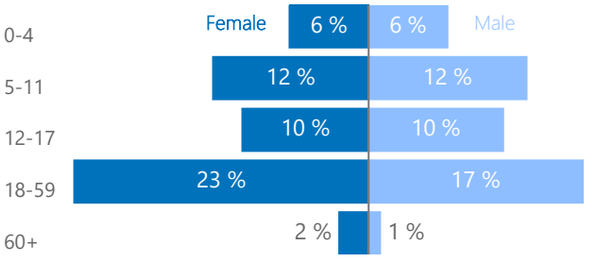

Specific Needs - Top 7

21,111 14,350

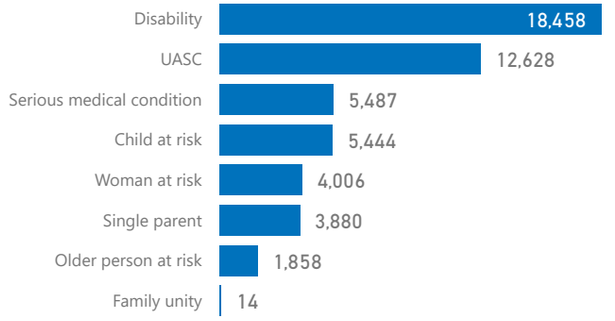

Assistance Status

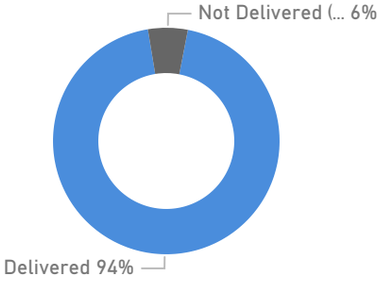

UGANDA- POPULATION DASHBOARD

ANNEX IV - SETTLEMENT PROFILES 31-Mar-2025

Bidibidi

Total Population	Total Refugees
206,626	206,624
Total Households	Total Asylum-Seekers
36,768	2

Women and Children
82 %
168,417

Female
52 %
108,289

Elderly
3 %
5,797

Youth 15-24
28 %
58,485

Top Zones

Zone	HHs	Individuals
Zone 3	9,294	49,076
Zone 2	7,532	46,132
Zone 5	8,125	42,599
Zone 1	6,430	39,377
Zone 4	5,386	29,432

Age & Gender Breakdown

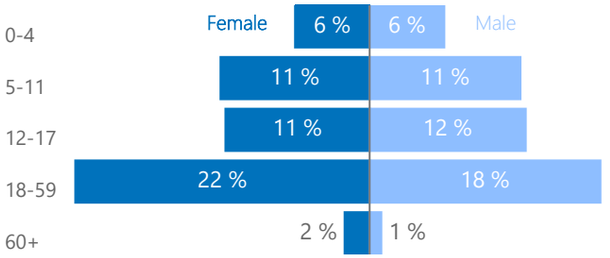

Country of Origin

Country of Origin	Total
South Sudan	206,485
Sudan	94
DR Congo	41
Ethiopia	3
Burundi	1
Congo, Republic of the	1
Rwanda	1

Specific Needs

- Top 7

9,845 5,418

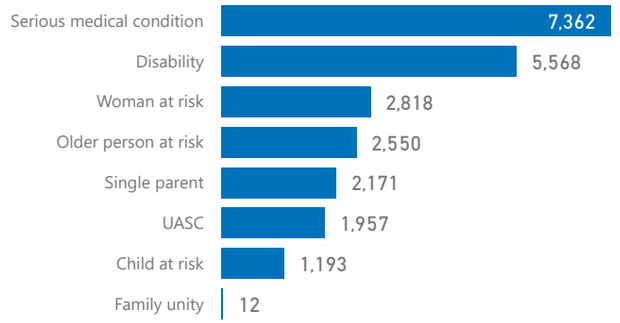

New Registration by Month

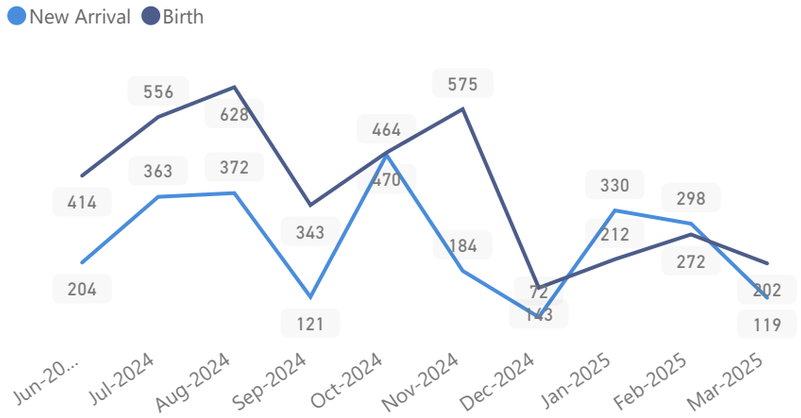

Occupation - Top

15% Have occupation

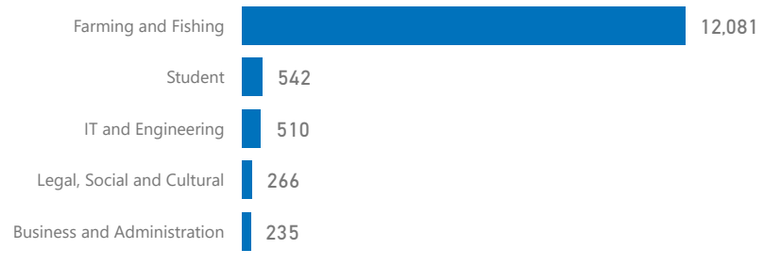

* Age is between 18 - 59 years for Occupation

Assistance Status

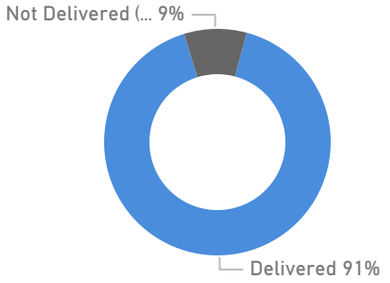

UGANDA- POPULATION DASHBOARD

ANNEX IV - SETTLEMENT PROFILES 31-Mar-2025

Imvepi

Total Population	Total Refugees
72,004	71,984
Total Households	Total Asylum-Seekers
16,216	20

Women and Children
82 %
58,876

Female
53 %
38,249

Elderly
3 %
2,168

Youth 15-24
25 %
18,105

Top Zones

Zone	HHs	Individuals
Zone I	6,984	30,453
Zone Ii	5,161	25,776
Zone Iii	3,250	13,414
Zone Iv	821	2,361

Country of Origin

Country of Origin	Total
South Sudan	68,479
DR Congo	3,219
Sudan	303
Ethiopia	1
Rwanda	1
United Republic of Tanzania	1

Age & Gender Breakdown

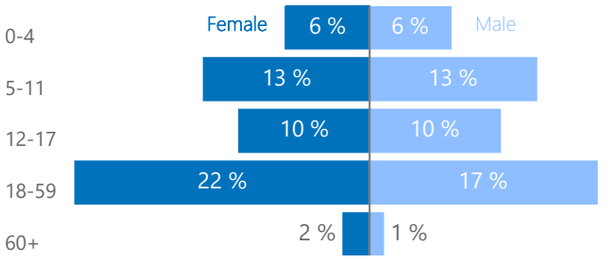

Specific Needs - Top 7

6,884 4,206

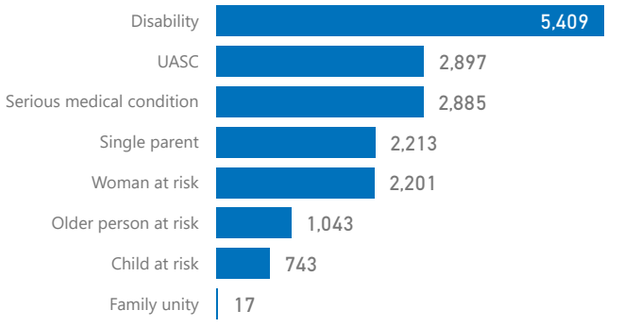

New Registration by Month

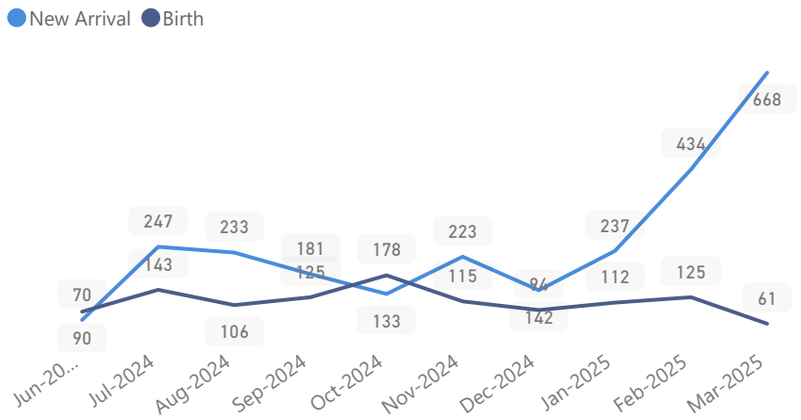

Occupation - Top

20% Have occupation

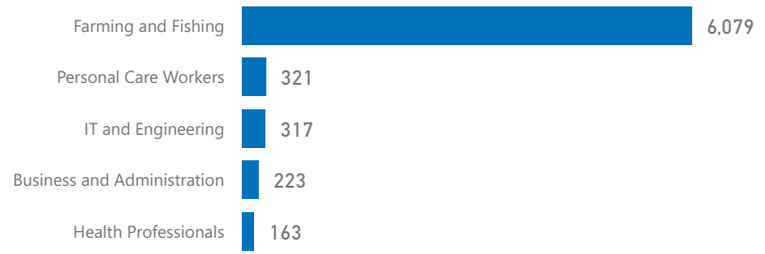

* Age is between 18 - 59 years for Occupation

Assistance Status

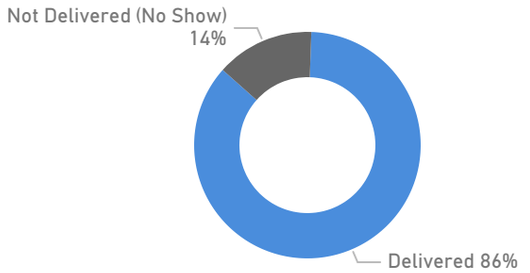

UGANDA- POPULATION DASHBOARD

ANNEX IV - SETTLEMENT PROFILES 31-Mar-2025

Kampala

Total Population	Total Refugees
159,086	128,389
Total Households	**Total Asylum-Seekers**
97,081	30,697

Women and Children
60 %
94,778

Female
45 %
72,177

Elderly
1 %
2,368

Youth 15-24
23 %
36,060

New Registration by Month

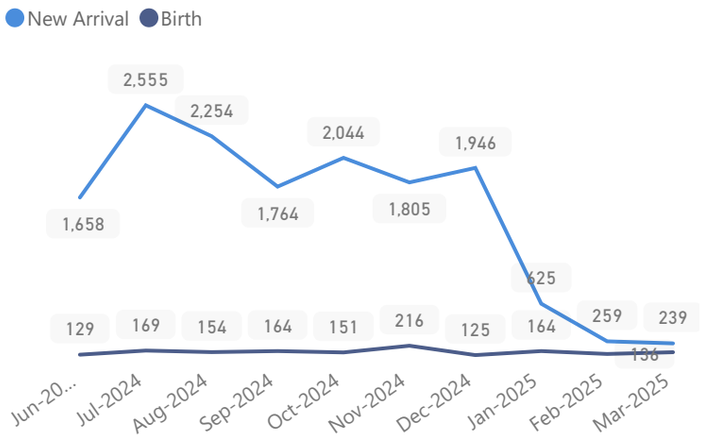

Top Zones

Zone	HHs	Individuals
Makindye Division	47,988	78,535
Kampala Central	28,433	39,173
Rubaga Division	16,184	30,763
Kawempe Division	2,758	5,328
Nakawa	1,109	3,070

Country of Origin - Top

	Total
Eritrea	58,020
Somalia	39,148
DR Congo	26,465
Ethiopia	13,804
Sudan	9,505
Burundi	4,991

Occupation - Top

4% Have occupation

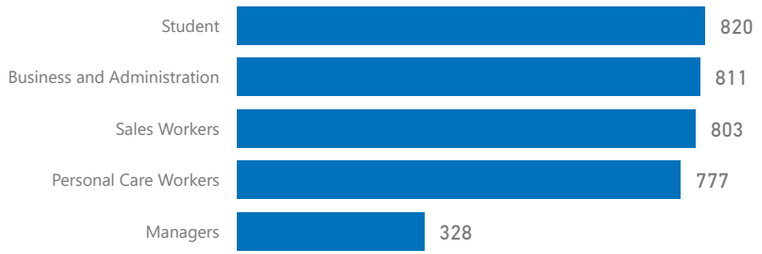

* Age is between 18 - 59 years for Occupation

Age & Gender Breakdown

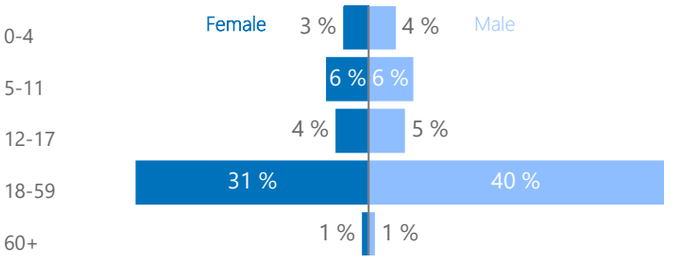

Specific Needs - Top 7

1,141 946

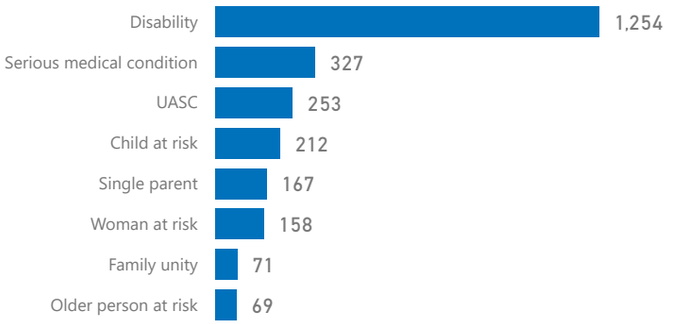

Assistance Status

UGANDA- POPULATION DASHBOARD

ANNEX IV - SETTLEMENT PROFILES 31-Mar-2025

Kiryandongo

Total Population	Total Refugees
148,422	148,355
Total Households	Total Asylum-Seekers
39,511	67

Women and Children
76 %
113,271

Female
51 %
75,939

Elderly
3 %
4,852

Youth 15-24
28 %
41,648

Top Zones

Zone	HHs	Individuals
Ranch 1	26,569	88,870
Ranch 37	12,895	59,320

Country of Origin - Top

	Total
South Sudan	85,045
Sudan	62,797
DR Congo	382
Kenya	192

Age & Gender Breakdown

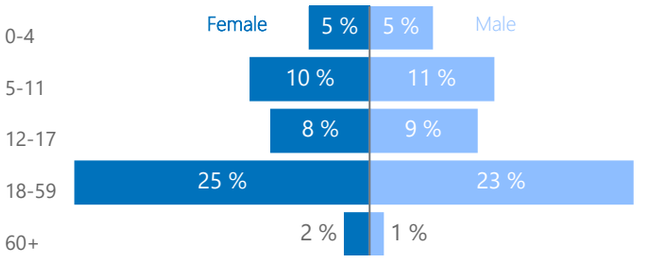

Specific Needs - Top 7

10,962 7,047

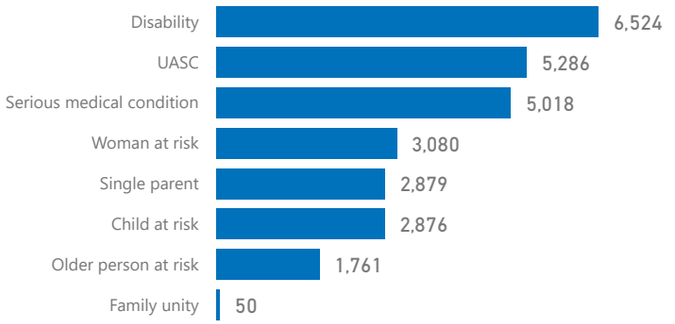

New Registration by Month

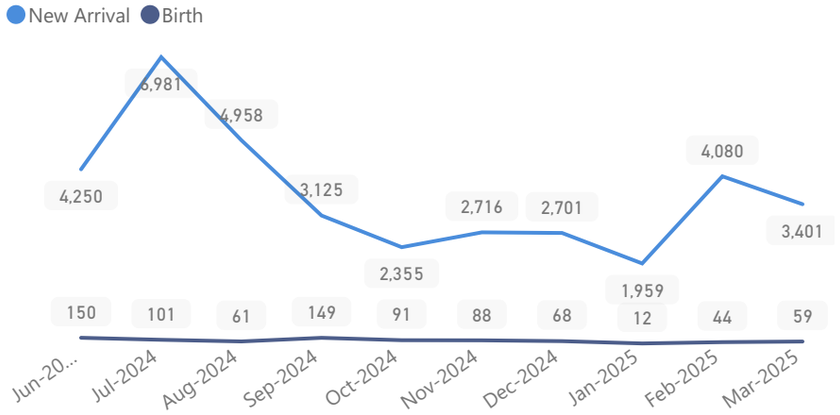

Occupation - Top

9% Have occupation

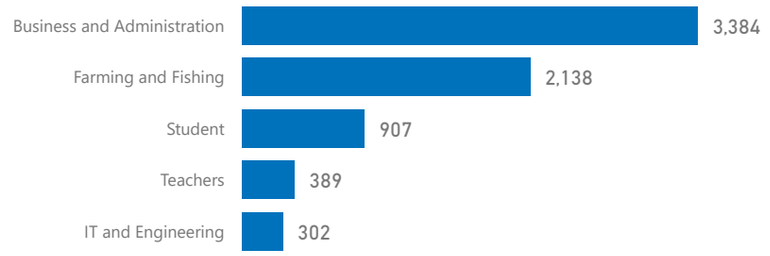

* Age is between 18 - 59 years for Occupation

Assistance Status

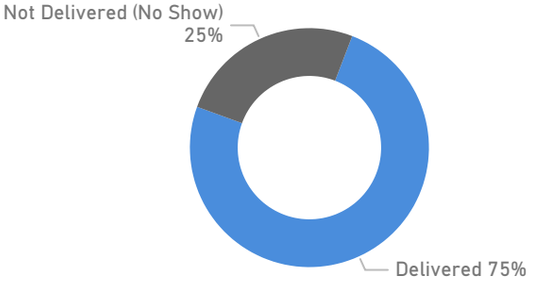

UGANDA- POPULATION DASHBOARD

ANNEX IV - SETTLEMENT PROFILES 31-Mar-2025

Kyaka II

Total Population	Total Refugees
134,021	129,146
Total Households	Total Asylum-Seekers
35,333	4,875

Women and Children
79 %
105,896

Female
51 %
68,302

Elderly
3 %
3,757

Youth 15-24
21 %
27,667

Top Zones

Zone	HHs	Individuals
Sweswe	6,775	24,295
Byabakora	5,663	22,372
Bwiriza	5,921	21,765
Mukondo	4,779	18,809
Itambabiniga	4,659	17,292

Country of Origin - Top

	Total
DR Congo	126,183
Rwanda	4,222
Burundi	3,511
South Sudan	51
Congo, Republic of the	14
Kenya	14

Age & Gender Breakdown

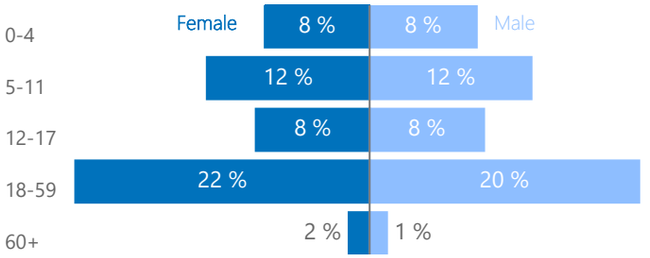

Specific Needs - Top 7

23,519 15,946

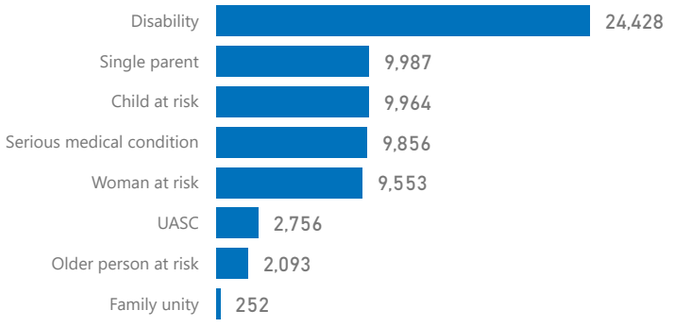

New Registration by Month

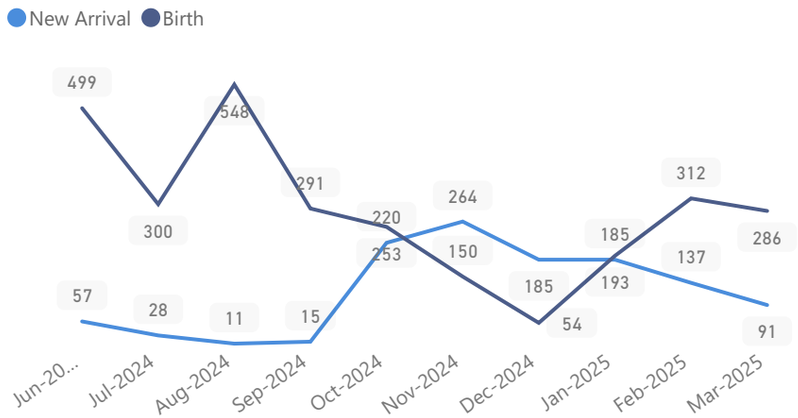

Occupation - Top

19% Have occupation

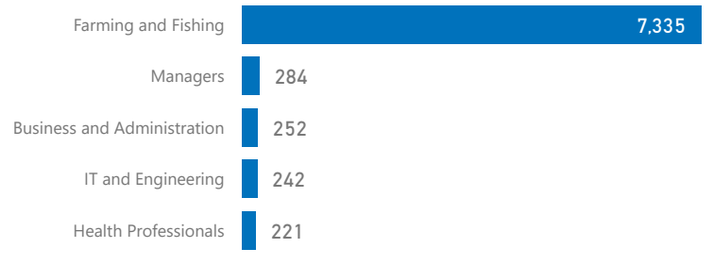

* Age is between 18 - 59 years for Occupation

Assistance Status

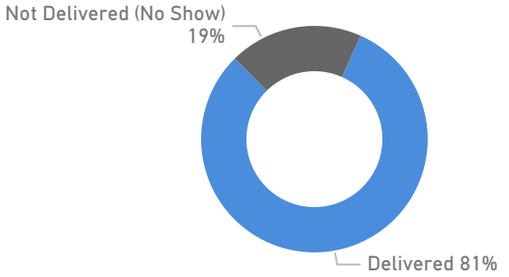

UGANDA- POPULATION DASHBOARD

ANNEX IV - SETTLEMENT PROFILES 31-Mar-2025

Kyangwali

Total Population	Total Refugees
147,373	147,057
Total Households	Total Asylum-Seekers
43,931	316

Women and Children
81 %
119,415

Female
53 %
78,148

Elderly
3 %
5,153

Youth 15-24
19 %
27,845

New Registration by Month

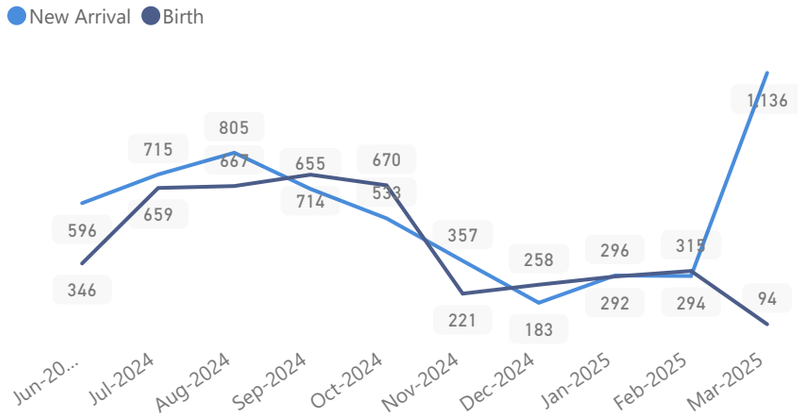

Top Zones

Zone	HHs	Individuals
Kyebitaka	2,651	11,226
BUKINDA	4,066	9,043
Mukunyu A	2,782	7,750
Mombasa	1,990	7,672
WAIBUGA	2,183	7,329
Kentomi	2,375	7,317
Kagoma	2,045	7,307
KARUHINDA	2,233	7,214
MALUMBA	1,928	6,359
Nyampindu	2,000	6,170

Country of Origin - Top	Total
DR Congo	142,929
South Sudan	3,664
Rwanda	626
Burundi	132
Kenya	11
Somalia	5

Occupation - Top

38% Have occupation

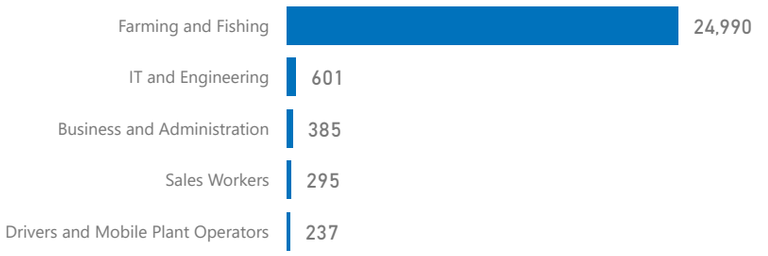

* Age is between 18 - 59 years for Occupation

Age & Gender Breakdown

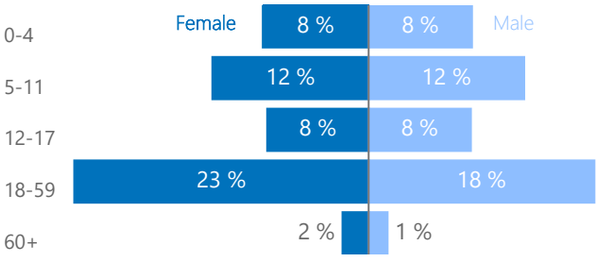

Specific Needs - Top 7

23,447 11,938

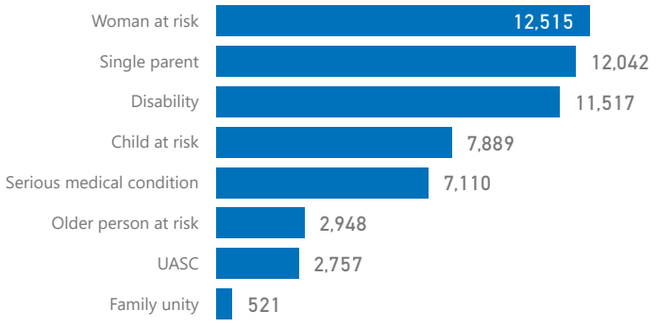

Assistance Status

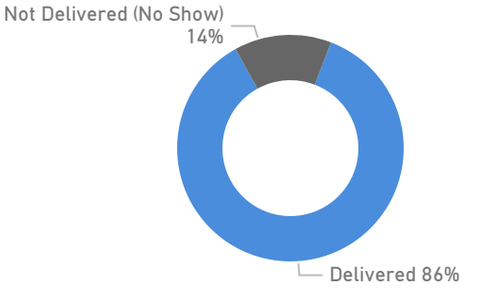

UGANDA- POPULATION DASHBOARD

ANNEX IV - SETTLEMENT PROFILES 31-Mar-2025

Lobule

Total Population	Total Refugees
6,332	6,332
Total Households	Total Asylum-Seekers
977	0

Women and Children
81 %
5,132

Female
53 %
3,334

Elderly
3 %
211

Youth 15-24
31 %
1,989

Zones

Zone	HHs	Individuals
Zone B	503	3,345
Zone A	474	2,987

Country of Origin

Country of Origin	Total
DR Congo	6,315
South Sudan	17

Age & Gender Breakdown

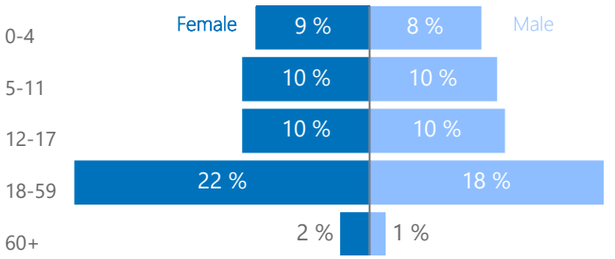

Specific Needs - Top 7

884 604

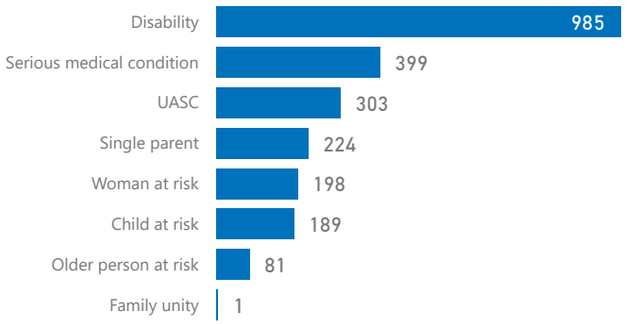

New Registration by Month

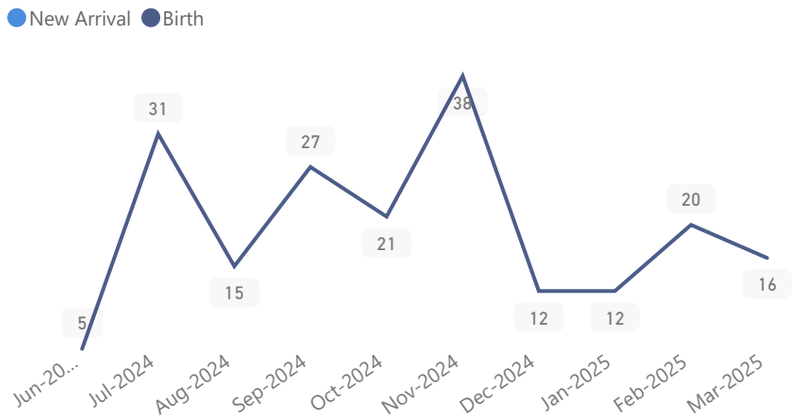

Occupation - Top

31% Have occupation

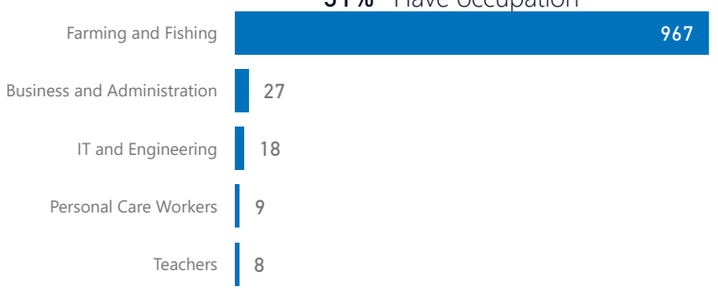

* Age is between 18 - 59 years for Occupation

Assistance Status

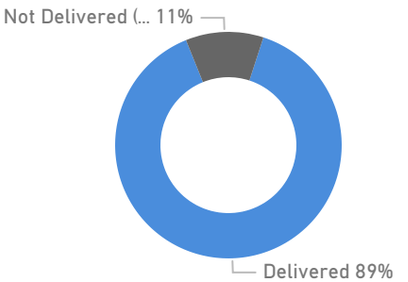

UGANDA- POPULATION DASHBOARD

ANNEX IV - SETTLEMENT PROFILES 31-Mar-2025

Nakivale

Total Population	Total Refugees
237,999	237,246
Total Households	Total Asylum-Seekers
84,082	753

Women and Children
75 %
178,480

Female
50 %
120,156

Elderly
3 %
6,711

Youth 15-24
24 %
56,599

Top Zones

Zone	HHs	Individuals
Rubondo	38,667	102,922
Base Camp	17,013	67,394
Juru	27,899	66,525

Age & Gender Breakdown

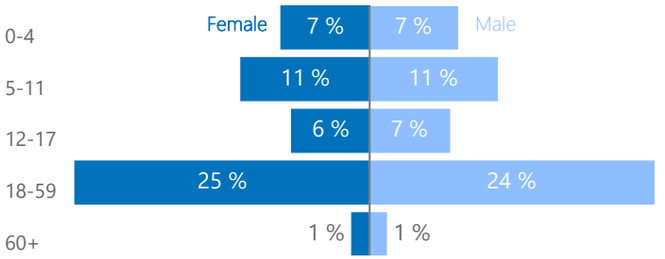

Country of Origin - Top

Country of Origin	Total
DR Congo	175,456
Burundi	33,239
Rwanda	15,157
Somalia	11,496
Ethiopia	1,420
Eritrea	939

Specific Needs - Top 7

24,174 16,274

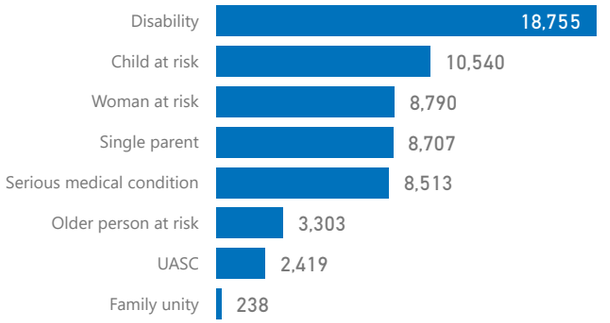

New Registration by Month

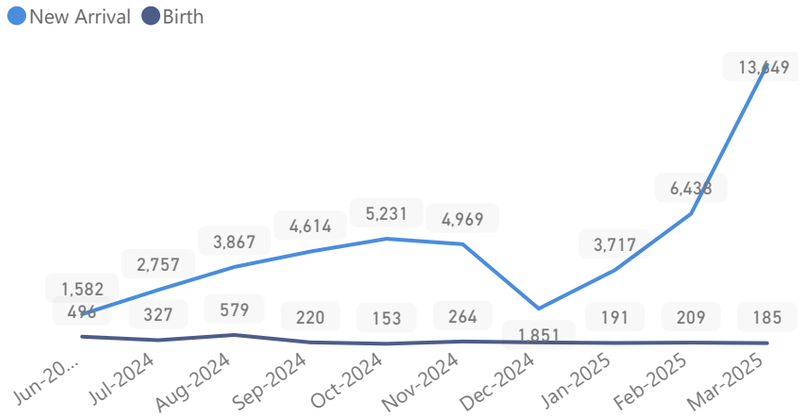

Occupation - Top

16% Have occupation

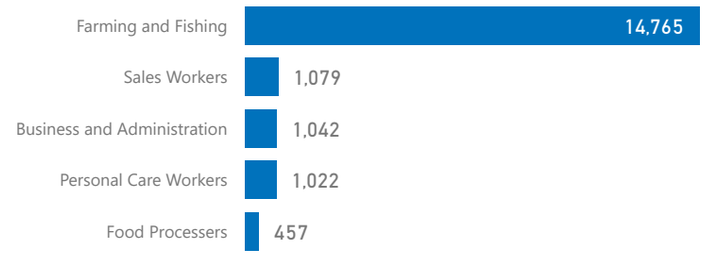

* Age is between 18 - 59 years for Occupation

Assistance Status

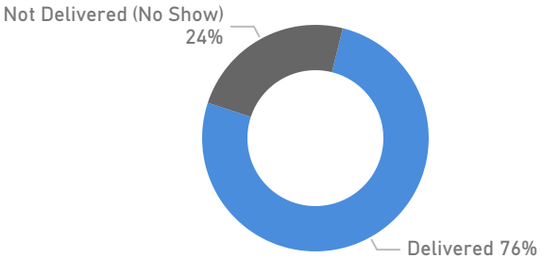

UGANDA- POPULATION DASHBOARD

ANNEX IV - SETTLEMENT PROFILES 31-Mar-2025

Oruchinga

Total Population	Total Refugees
8,101	8,101
Total Households	Total Asylum-Seekers
1,730	0

Women and Children
78 %
6,336

Elderly
4 %
287

Female
51 %
4,162

Youth 15-24
22 %
1,811

Top Zones

Zone	HHs	Individuals
Kifunjo	538	2,354
Michinga	432	2,098
Busheka	432	2,021

Country of Origin - Top

	Total
DR Congo	4,211
Rwanda	2,140
Burundi	1,689

Age & Gender Breakdown

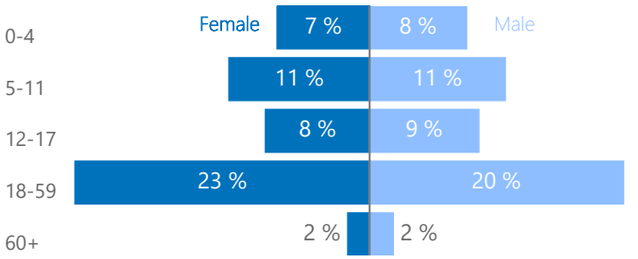

Specific Needs - Top 7

1,438 1,039

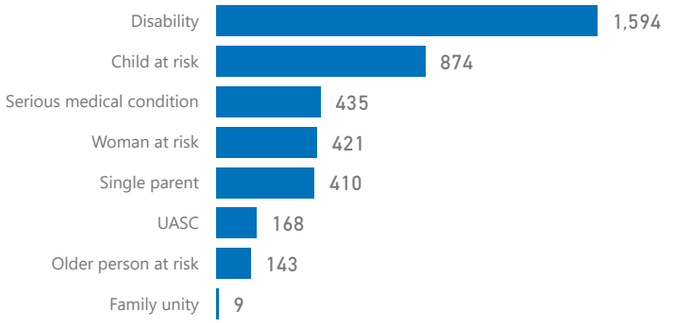

New Registration by Month

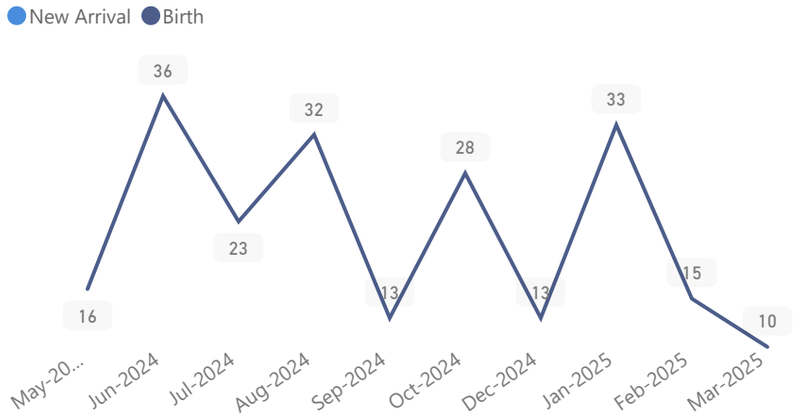

Occupation - Top

32% Have occupation

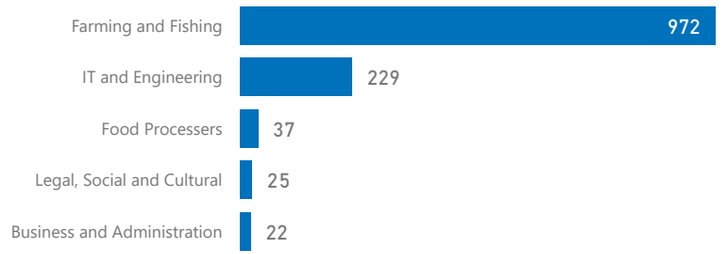

* Age is between 18 - 59 years for Occupation

Assistance Status

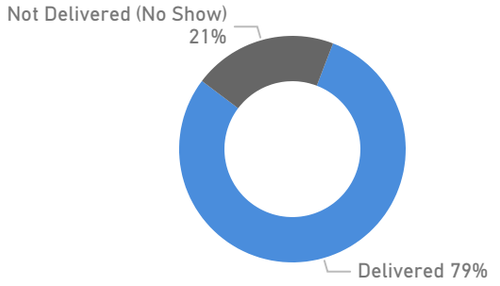

UGANDA- POPULATION DASHBOARD

ANNEX IV - SETTLEMENT PROFILES 31-Mar-2025

Palabek

Total Population	Total Refugees
90,047	90,047
Total Households	Total Asylum-Seekers
18,880	0

Women and Children
83 %
74,398

Female
50 %
45,138

Elderly
2 %
1,588

Youth 15-24
28 %
24,807

Top Zones

Zone	HHs	Individuals
Zone 6	3,848	19,097
Zone 5B	2,852	13,273
Zone 8	2,561	11,558
Zone 7	2,215	11,291
Zone 4	1,831	8,163
Zone 5A	1,395	7,890
Zone 3	1,102	5,777
Zone 9	1,008	4,801
Zone 1	990	4,077
Zone 2	1,063	4,067

Country of Origin - Top

	Total
South Sudan	89,755
Sudan	244
DR Congo	47

Age & Gender Breakdown

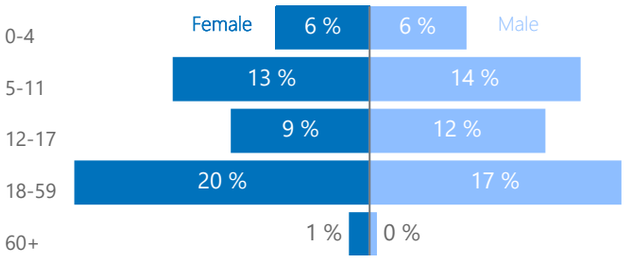

Specific Needs - Top 7

4,662 2,773

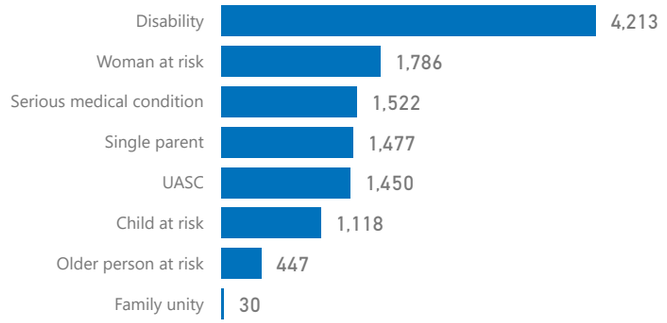

New Registration by Month

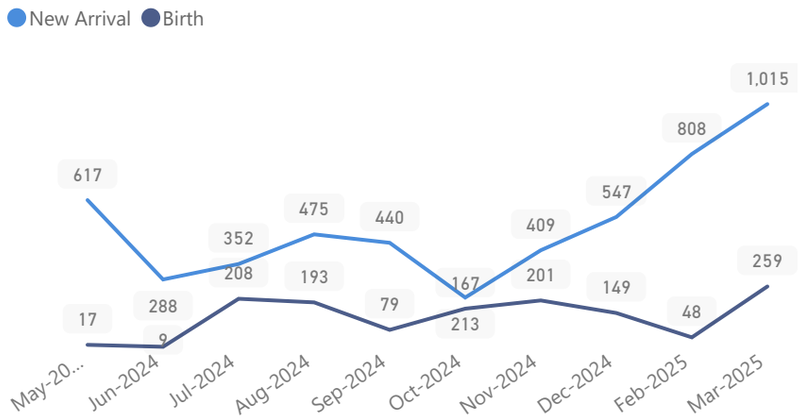

Occupation - Top

15% Have occupation

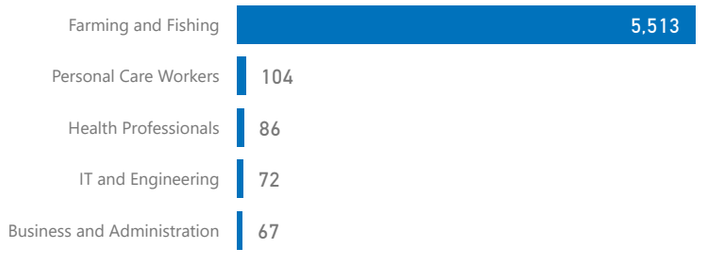

* Age is between 18 - 59 years for Occupation

Assistance Status

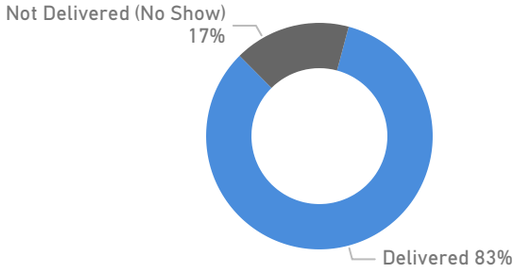

UGANDA- POPULATION DASHBOARD

ANNEX IV - SETTLEMENT PROFILES 31-Mar-2025

Palorinya

Total Population	Total Refugees
139,334	139,332
Total Households	Total Asylum-Seekers
28,198	2

Women and Children
79 %
109,621

Female
53 %
73,215

Elderly
4 %
5,736

Youth 15-24
27 %
37,536

Top Zones

Zone	HHs	Individuals
Morobi	9,257	46,070
Dongo West	5,200	25,487
Chinyi	4,373	20,073
Basecamp Ibakwe	2,751	15,437
Dongo East	2,937	14,594
Belemaling	2,105	10,551
Budri	1,572	7,115

Age & Gender Breakdown

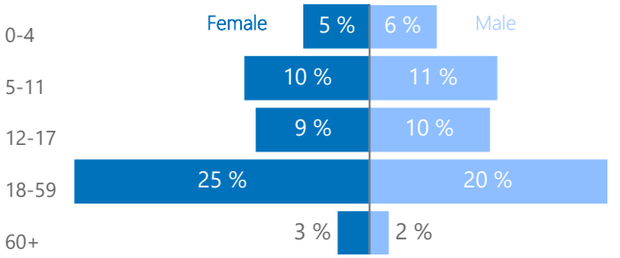

Country of Origin - Top

	Total
South Sudan	139,237
DR Congo	52
Sudan	41
Congo, Republic of the	1

Specific Needs - Top 7

12,668 7,173

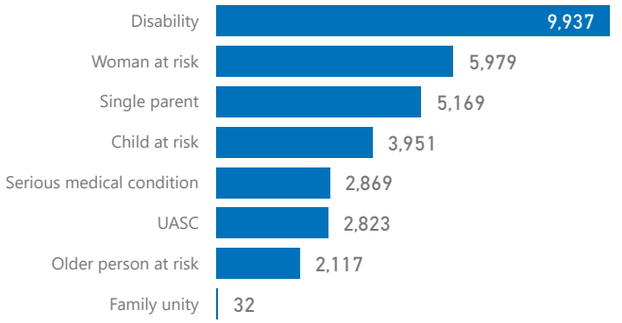

New Registration by Month

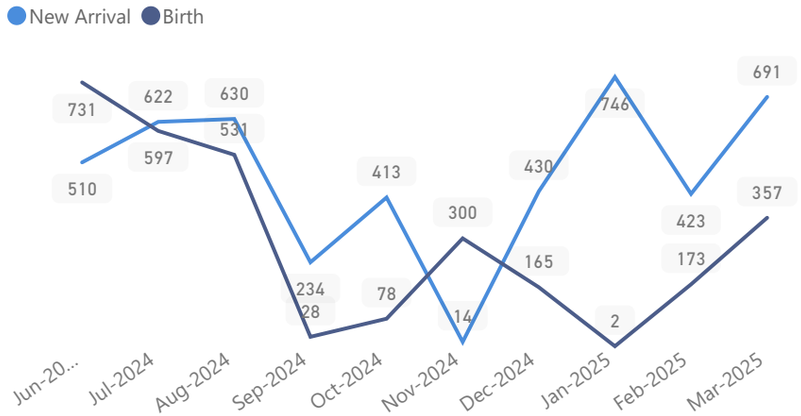

Occupation - Top

12% Have occupation

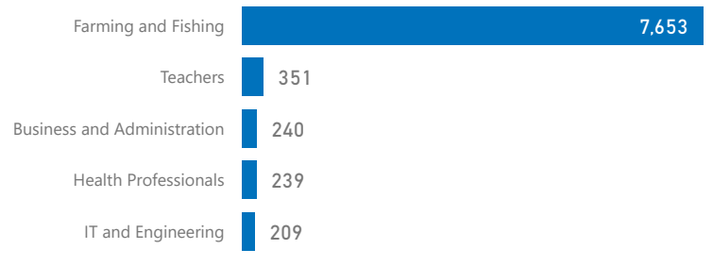

* Age is between 18 - 59 years for Occupation

Assistance Status

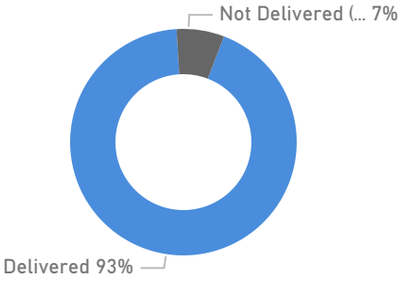

UGANDA- POPULATION DASHBOARD

ANNEX IV - SETTLEMENT PROFILES 31-Mar-2025

Rhino

Total Population	Total Refugees
176,732	176,667
Total Households	Total Asylum-Seekers
33,726	65

Women and Children
80 %
142,142

Female
50 %
89,202

Elderly
2 %
3,591

Youth 15-24
29 %
51,497

Zones

Zone	HHs	Individuals
Zone Vii	10,376	52,302
Zone Ii	8,129	32,988
Zone Vi	4,984	27,265
Zone Iii	3,857	20,028
Zone I	2,364	16,068
Zone V	1,869	14,706
Zone Iv	2,145	13,366

Country of Origin - Top

	Total
South Sudan	167,592
DR Congo	6,925
Sudan	2,107
Rwanda	36
Central African Republic	24
Ethiopia	13

Age & Gender Breakdown

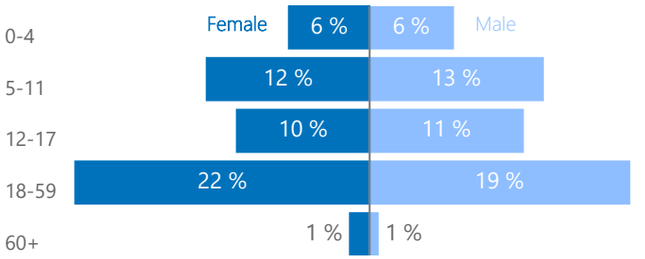

Specific Needs - Top 7

17,583 13K

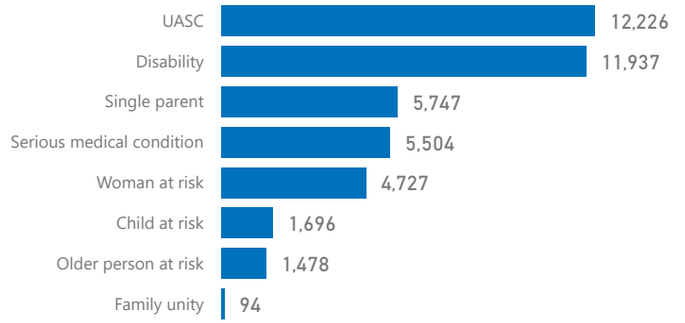

New Registration by Month

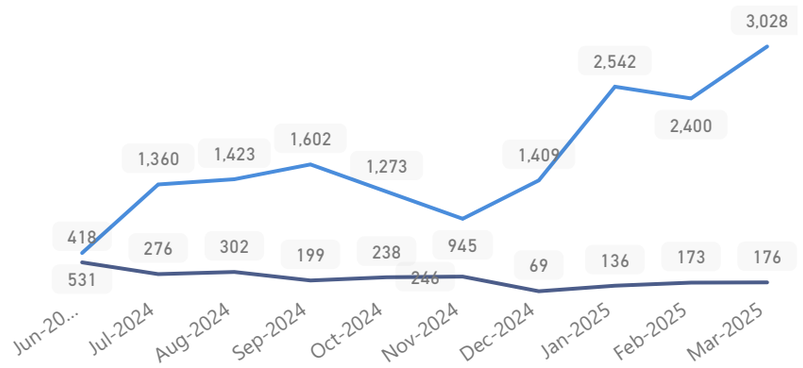

Occupation - Top

7% Have occupation

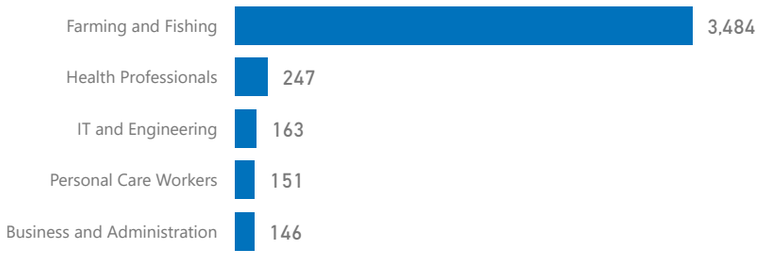

* Age is between 18 - 59 years for Occupation

Assistance Status

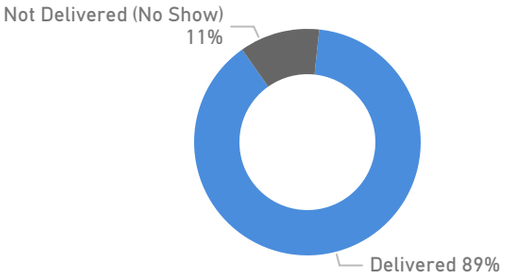

UGANDA- POPULATION DASHBOARD

ANNEX IV - SETTLEMENT PROFILES 31-Mar-2025

Rwamwanja

Total Population	Total Refugees
101,797	100,589
Total Households	Total Asylum-Seekers
23,911	1,208

Women and Children
81 %
82,038

Female
51 %
52,284

Elderly
3 %
2,836

Youth 15-24
21 %
21,107

New Registration by Month

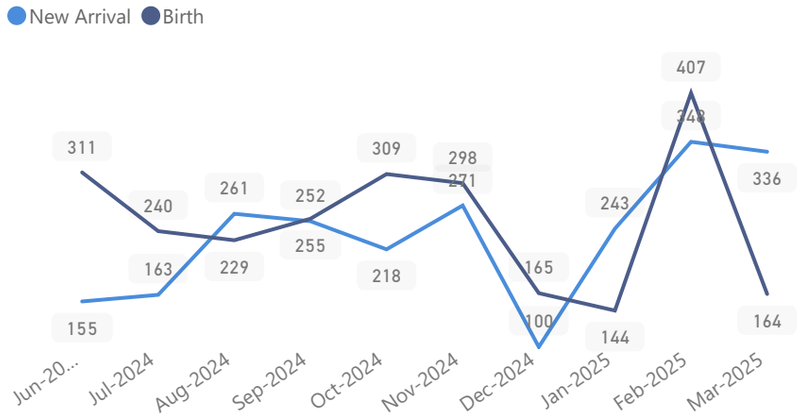

Top Zones

Zone	HHs	Individuals
Kyempango	10,978	39,736
Kaihora	2,835	13,038
Mahani	2,354	11,086
Ntenungi	1,802	9,194
Nkoma	1,763	8,932
Base Camp	1,876	8,566
Mahiga	956	4,512
Kikuura	565	2,757
Waijagahe	433	2,214
Buguta	337	1,730

Country of Origin - Top	Total
DR Congo	101,242
Rwanda	315
South Sudan	168
Burundi	59

Occupation - Top

42% Have occupation

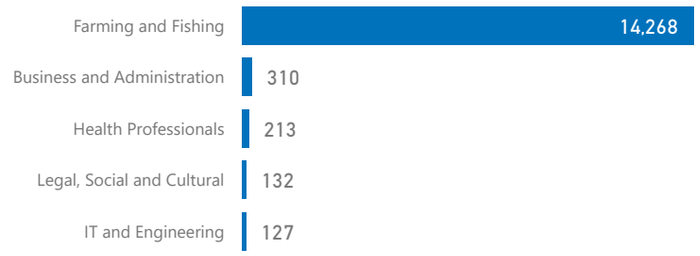

* Age is between 18 - 59 years for Occupation

Age & Gender Breakdown

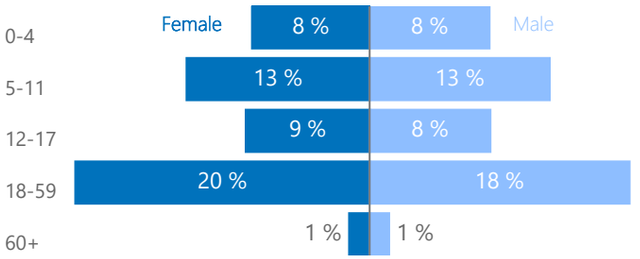

Specific Needs - Top 7

12,561 7,643

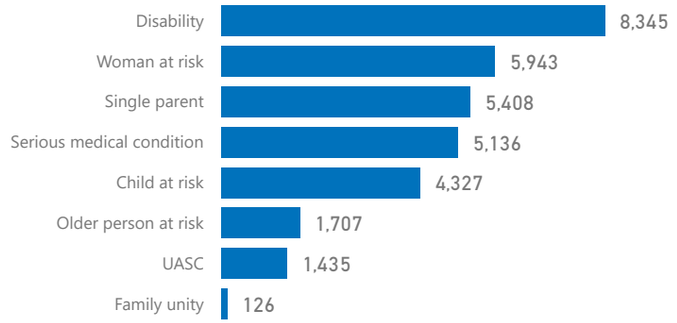
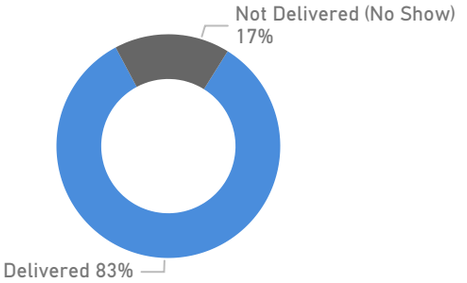
Assistance Status