Aegean Islands Weekly Snapshot

Sea arrivals

This week, the Aegean islands saw 436 arrivals, a decrease from last week's 651.
The average of the daily arrivals on the Aegean islands for this week is 62.

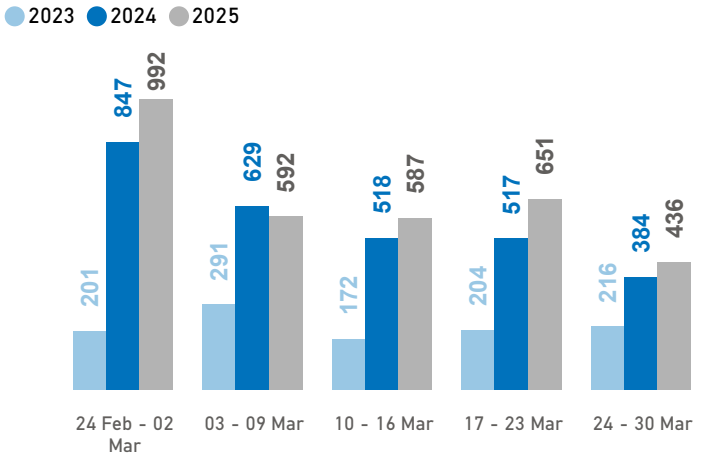

Entry Points

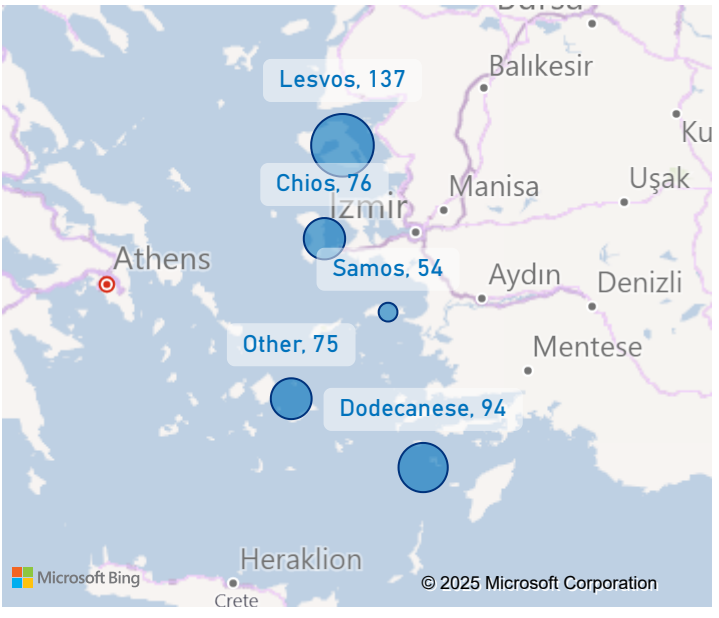

Population in the CCACs

Currently, 8,335 refugees and migrants reside in the Closed Controlled Access Center(s).

Most of them are from Afghanistan (52%), Syria (25%) and Egypt (6%). Men account for 41% of the population, women for 22% and children for 37%.

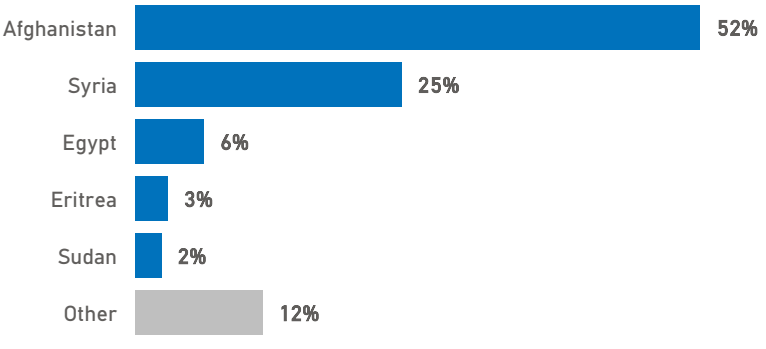

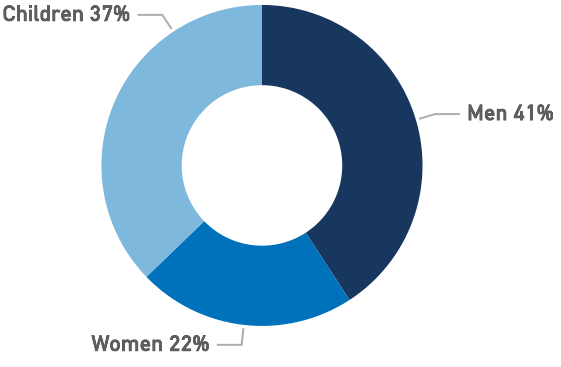

Population on the Islands

There are 9,218 refugees and migrants on the Aegean islands. Out of this total, 8,335 reside at the CCACs and 195 are hosted in other facilities. UNHCR estimates that there are also 688 self-accommodated in the islands.

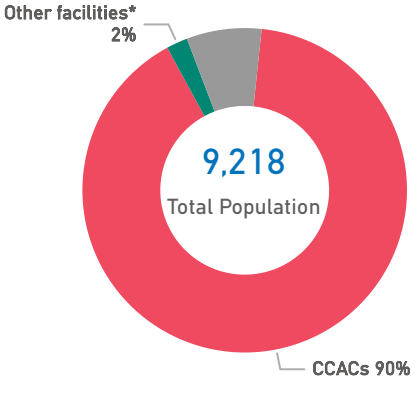

Departures

This week, 209 refugees and migrants departed from the Aegean islands to the mainland.

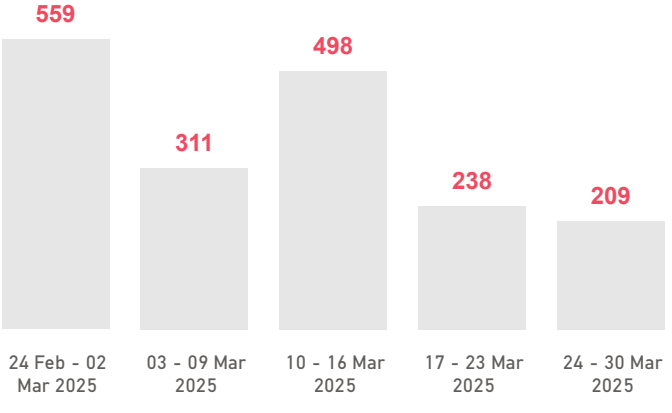

Published on 03/04/2025

more information: UNHCR Operational Portal - Greece

***Other facilities** include shelters for unaccompanied children, detention facilities, etc.

Refugees and migrants includes asylum-seekers, beneficiaries of international protection and people out of the asylum procedure.

Departures to the mainland mainly include: i) transfers in the context of IOM Assisted Voluntary Return and Reintegration programme, ii) transfers of unaccompanied children to State-run facilities, iii) organized transfers supported by the government, including controlled facilities for temporary accommodation of asylum-seekers in the mainland/sites, and iv) those who depart on their own means.

Data Sources: Population data - Partial Data from the Government and other sources; Arrivals/Departures - Hellenic Police, Hellenic Coastguard

Figures are subject to future adjustment based on consolidated figures provided by the authorities. Percentages may not add up to 100 due to rounding and slightly differ between the text and graphs.

The boundaries, the names shown and the designations used on the map do not imply official endorsement or acceptance by the United Nations.

Lesvos Weekly Snapshot

Sea arrivals

This week, Lesvos saw 137 arrivals, a decrease from last week's 212.

The average of the daily arrivals on Lesvos for this week is 20.

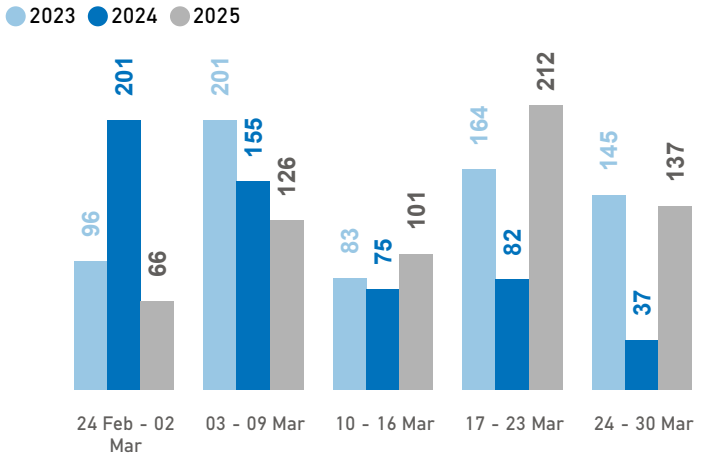

Entry Points

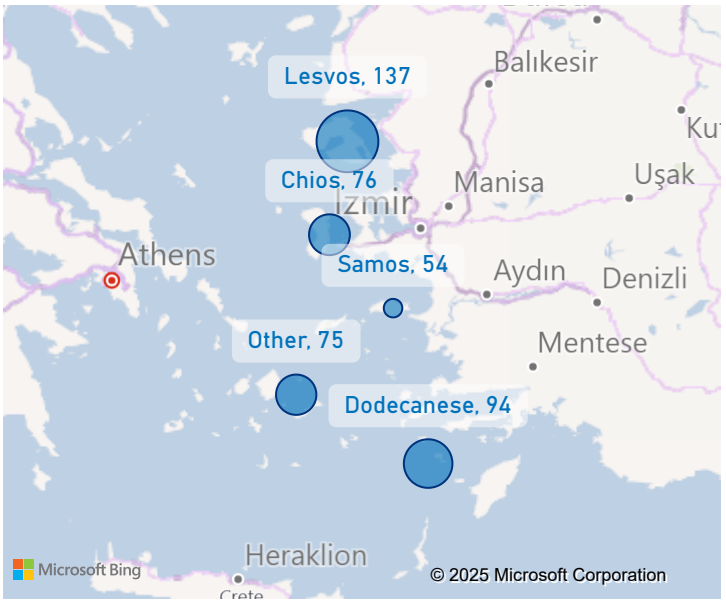

Population in the CCAC

Currently, 2,149 refugees and migrants reside in the Closed Controlled Access Center.

Most of them are from Afghanistan (62%), Syria (17%) and Eritrea (4%). Men account for 43% of the population, women for 24% and children for 33%.

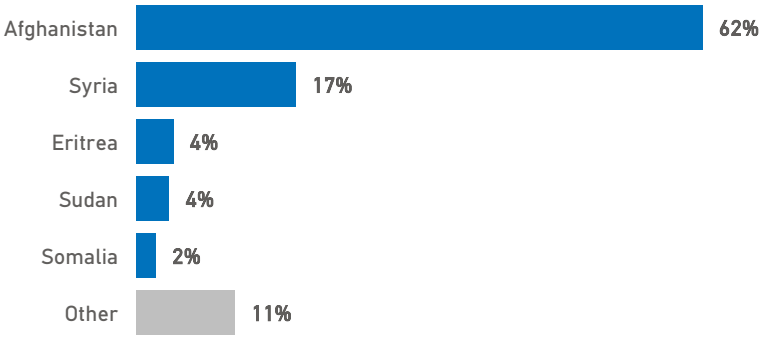

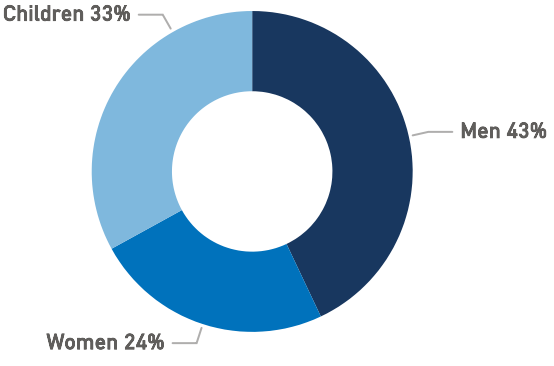

Population on the Island

There are 2,521 refugees and migrants on Lesvos. Out of this total, 2,149 reside at the CCAC and 153 are hosted in other facilities. UNHCR identified 219 self-accommodated refugees in the island up to this date.

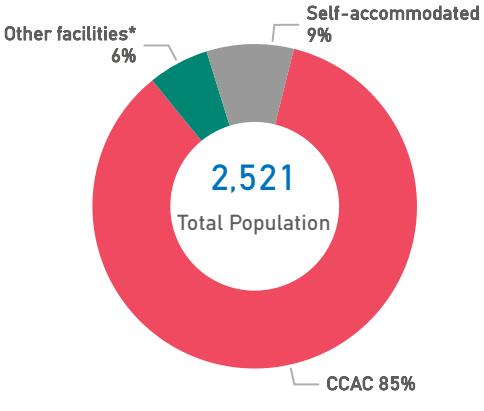

Departures

This week, 18 refugees and migrants departed from Lesvos to the mainland.

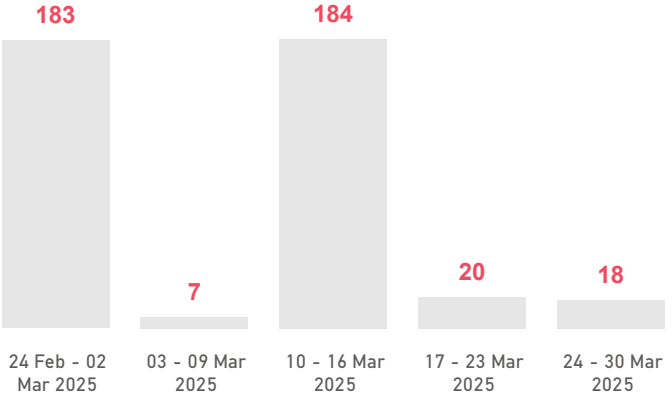

Published on 03/04/2025

more information: UNHCR Operational Portal - Greece

***Other facilities** include shelters for unaccompanied children, detention facilities, etc.

Refugees and migrants includes asylum-seekers, beneficiaries of international protection and people out of the asylum procedure.

Departures to the mainland mainly include: i) transfers in the context of IOM Assisted Voluntary Return and Reintegration programme, ii) transfers of unaccompanied children to State-run facilities, iii) organized transfers supported by the government, including controlled facilities for temporary accommodation of asylum-seekers in the mainland/sites, and iv) those who depart on their own means.

Data Sources: Population data - Partial Data from the Government and other sources; Arrivals/Departures - Hellenic Police, Hellenic Coastguard

Figures are subject to future adjustment based on consolidated figures provided by the authorities. Percentages may not add up to 100 due to rounding and slightly differ between the text and graphs.

The boundaries, the names shown and the designations used on the map do not imply official endorsement or acceptance by the United Nations.

Chios Island Weekly Snapshot

Sea arrivals

This week, Chios island saw 76 arrivals, a decrease from last week's 89.

The average of the daily arrivals on Chios island for this week is 11.

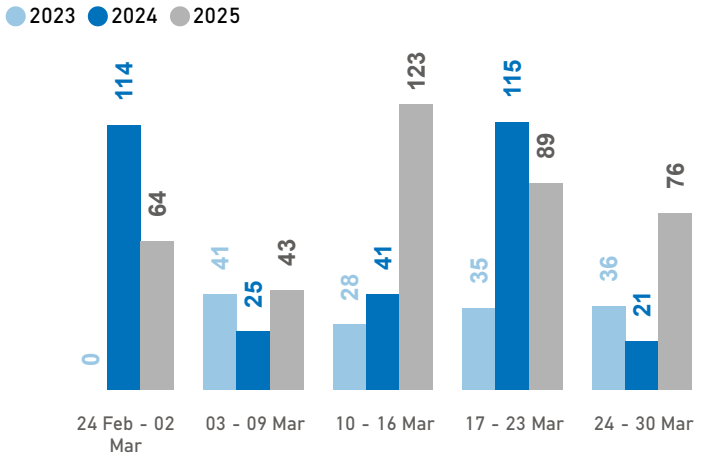

Entry Points

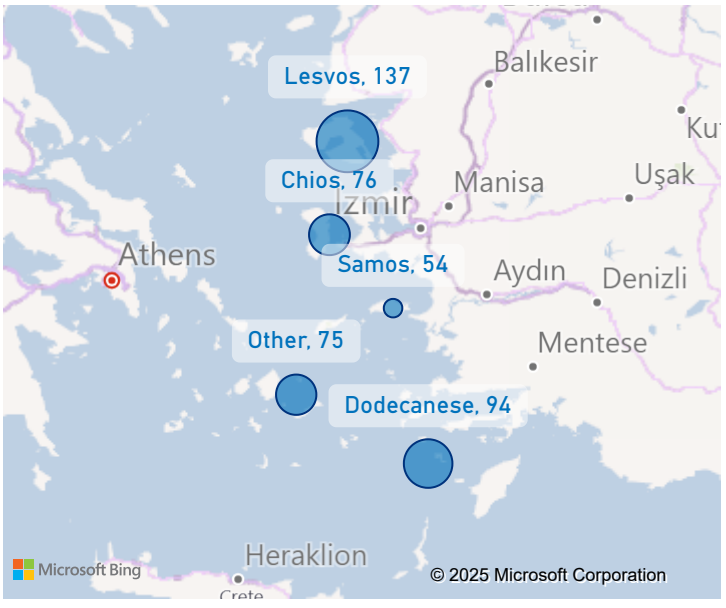

Population in the CCAC

Currently, 1,050 refugees and migrants reside in the Closed Controlled Access Center.

Most of them are from Afghanistan (63%), Eritrea (11%) and Somalia (7%). Men account for 42% of the population, women for 25% and children for 33%.

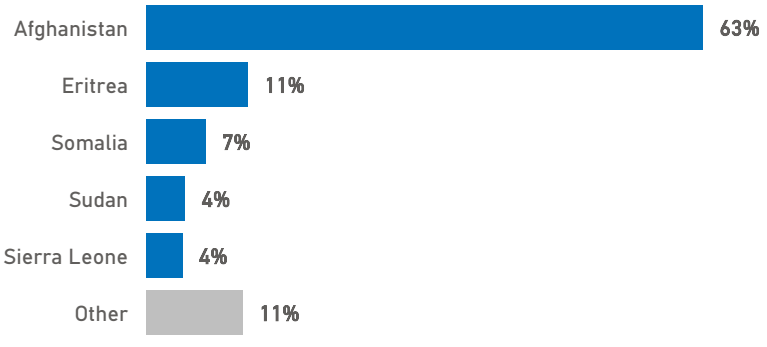

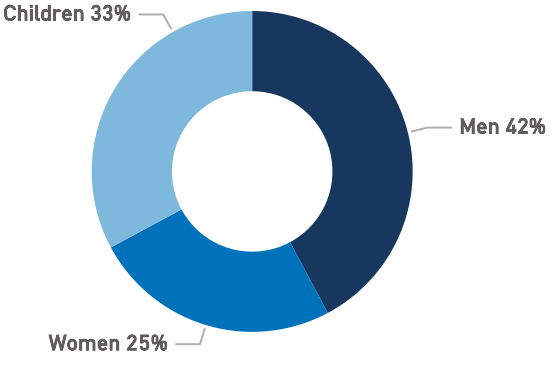

Population on the Island

There are 1,169 refugees and migrants on Chios island. Out of this total, 1,050 reside at the CCAC and 15 are hosted in other facilities. UNHCR estimates that there are also 104 self-accommodated in the island.

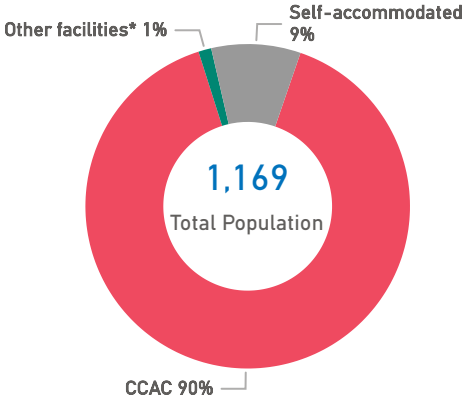

Departures

This week, 73 refugees and migrants departed from Chios island to the mainland

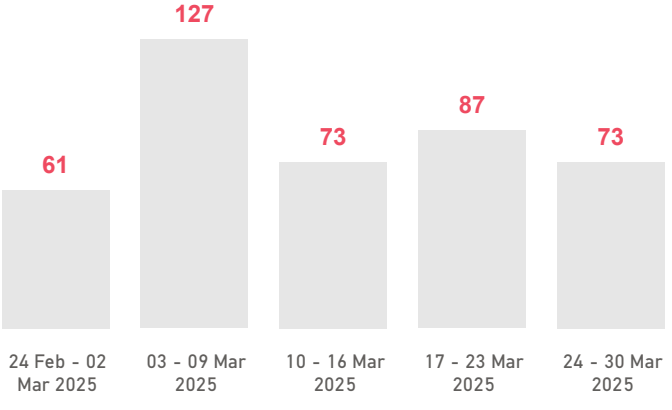

Published on 03/04/2025

more information: UNHCR Operational Portal - Greece

***Other facilities** include shelters for unaccompanied children, detention facilities, etc.

Refugees and migrants includes asylum-seekers, beneficiaries of international protection and people out of the asylum procedure.

Departures to the mainland mainly include: i) transfers in the context of IOM Assisted Voluntary Return and Reintegration programme, ii) transfers of unaccompanied children to State-run facilities, iii) organized transfers supported by the government, including controlled facilities for temporary accommodation of asylum-seekers in the mainland/sites, and iv) those who depart on their own means.

Data Sources: Population data - Partial Data from the Government and other sources; Arrivals/Departures - Hellenic Police, Hellenic Coastguard

Figures are subject to future adjustment based on consolidated figures provided by the authorities. Percentages may not add up to 100 due to rounding and slightly differ between the text and graphs.

The boundaries, the names shown and the designations used on the map do not imply official endorsement or acceptance by the United Nations.

Samos* Weekly Snapshot

*(*including Ikaria, Agathonisi and Fournoi islands)*

Sea arrivals

This week, Samos and neighbouring islands (Ikaria, Agathonisi and Fournoi) saw 54 arrivals, a decrease from last week's 84.

The average of the daily arrivals on Samos and neighbouring islands for this week is 8.

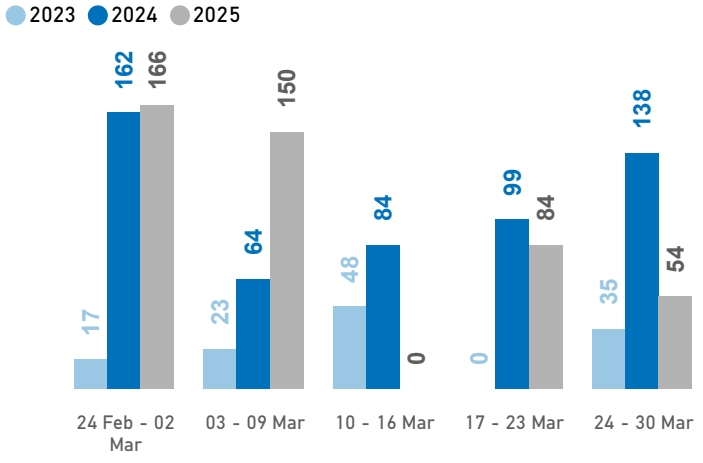

Entry Points

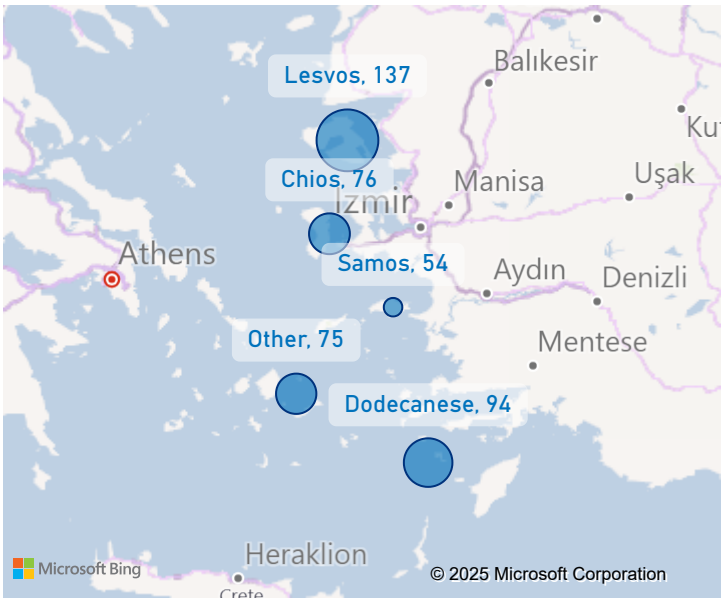

Population in the CCAC

Currently, 3,145 refugees and migrants reside in the Closed Controlled Access Center.

Most of the registered population are from Afghanistan (47%), Syria (33%) and Egypt (6%). Men account for 43% of the population, women for 21% and children for 36%.

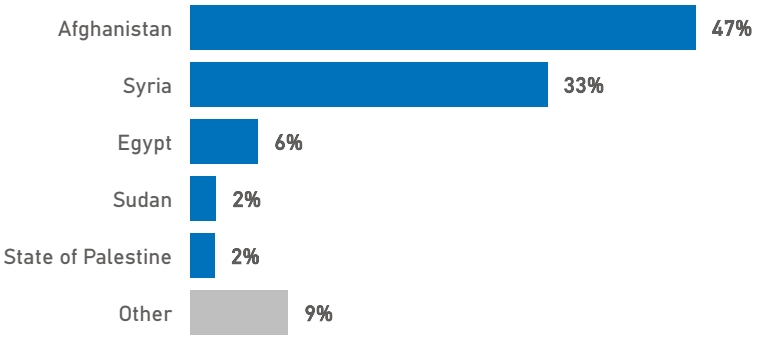

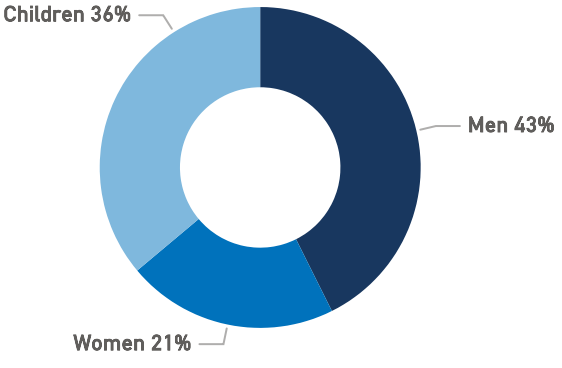

Population on Samos Island

There are 3,185 refugees and migrants on Samos island. Out of this total, the 3,145 reside at the CCAC and 15 are hosted in other facilities. UNHCR estimates that there are also 25 self-accommodated in the island.

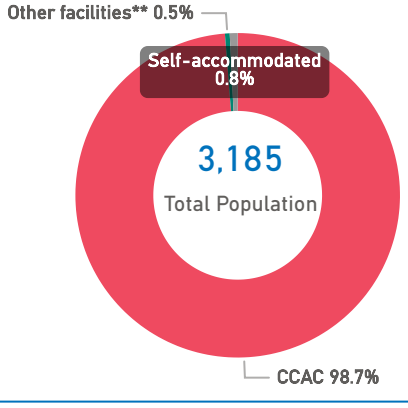

Departures

This week, 33 refugees and migrants departed from Samos island to the mainland.

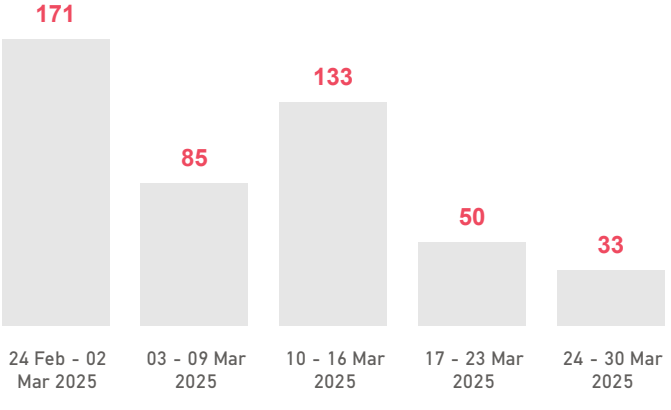

Published on 03/04/2025

more information: UNHCR Operational Portal - Greece

Other facilities include shelters for unaccompanied children, detention facilities, etc.

Refugees and migrants includes asylum-seekers, beneficiaries of international protection and people out of the asylum procedure.

Departures to the mainland mainly include: i) transfers in the context of IOM Assisted Voluntary Return and Reintegration programme, ii) transfers of unaccompanied children to State-run facilities, iii) organized transfers supported by the government, including controlled facilities for temporary accommodation of asylum-seekers in the mainland/sites, and iv) those who depart on their own means.

Data Sources: Population data - Partial Data from the Government and other sources; Arrivals/Departures - Hellenic Police, Hellenic Coastguard

Figures are subject to future adjustment based on consolidated figures provided by the authorities. Percentages may not add up to 100 due to rounding and slightly differ between the text and graphs.

The boundaries, the names shown and the designations used on the map do not imply official endorsement or acceptance by the United Nations.

Dodecanese Islands Weekly Snapshot

Sea arrivals

This week, the Dodecanese islands saw 94 arrivals, a decrease from last week's 167.

The average of the daily arrivals on the Dodecanese islands for this week is 13.

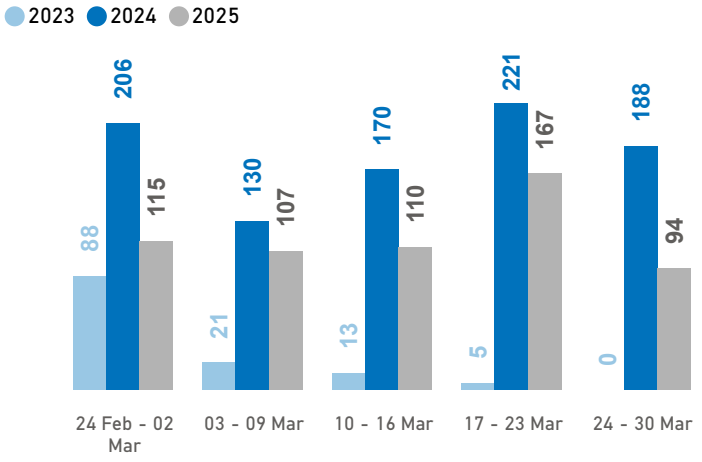

Entry Points

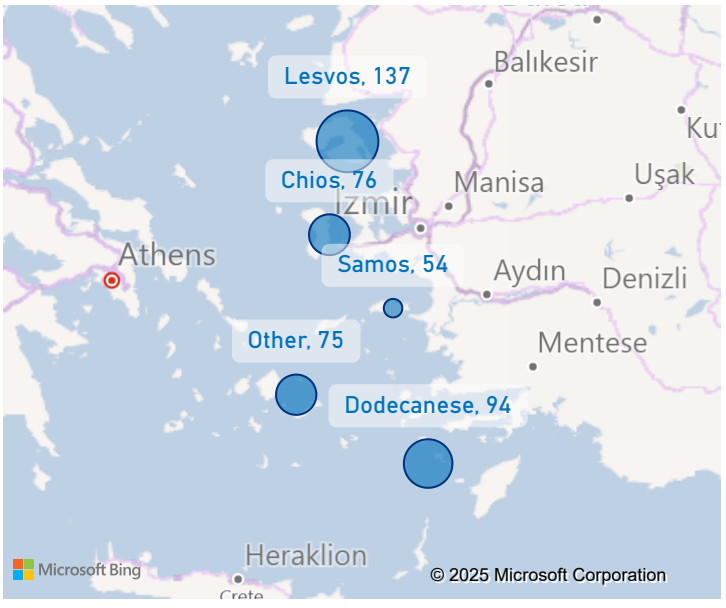

Population in Kos CCAC and Leros CCAC

Currently, 1,991 refugees and migrants reside in Kos CCAC and Leros CCAC.

Most of them are from Afghanistan (43%), Syria (31%) and Egypt (14%). Men account for 39% of the population, women for 20% and children for 41%.

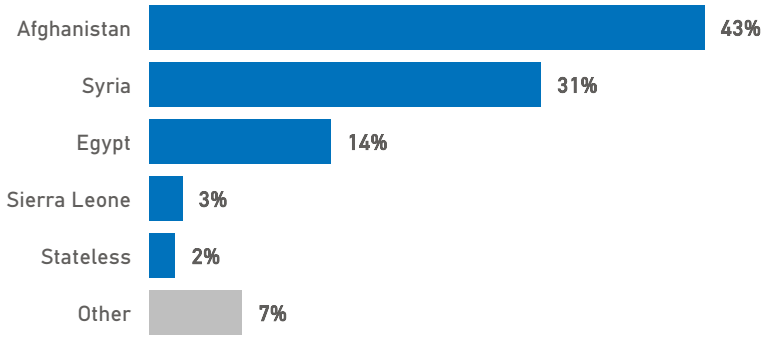

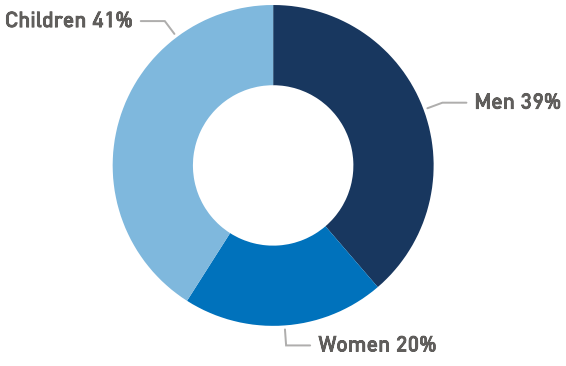

Population on the Dodecanese Islands

There are 2,293 refugees and migrants on the Dodecanese islands. Out of this total, 728 reside at the CCAC in Kos, and 1,263 at the CCAC Leros. In Kos, an estimated 240 people are self-accommodated and an additional 12 are hosted in other facilities, while in Leros, an estimated 50 people are self-accommodated, with an additional 0 being hosted in other facilities.

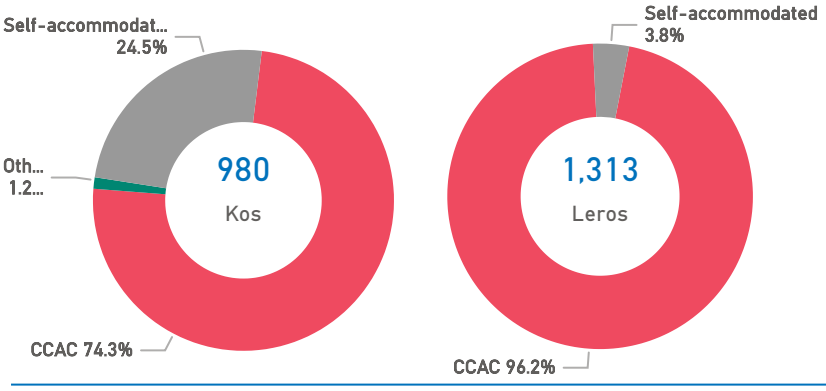

Departures

This week, 85 refugees and migrants departed from the Dodecanese islands to the mainland.

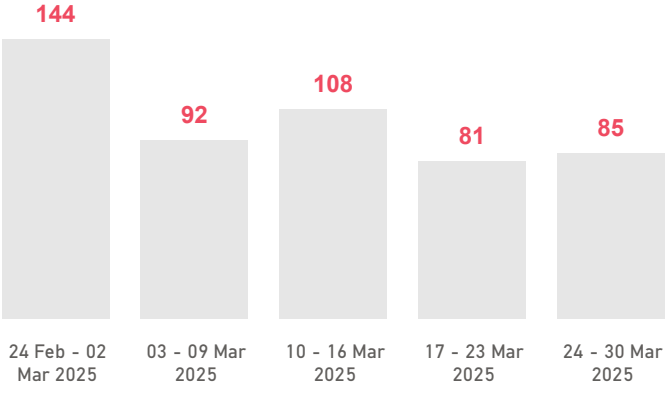

Published on 03/04/2025

more information: UNHCR Operational Portal - Greece

***Other facilities** include shelters for unaccompanied children, detention facilities, etc.

Refugees and migrants includes asylum-seekers, beneficiaries of international protection and people out of the asylum procedure.

Departures to the mainland mainly include: i) transfers in the context of IOM Assisted Voluntary Return and Reintegration programme, ii) transfers of unaccompanied children to State-run facilities, iii) organized transfers supported by the government, including controlled facilities for temporary accommodation of asylum-seekers in the mainland/sites, and iv) those who depart on their own means.

Data Sources: Population data - Partial Data from the Government and other sources; Arrivals/Departures - Hellenic Police, Hellenic Coastguard

Figures are subject to future adjustment based on consolidated figures provided by the authorities. Percentages may not add up to 100 due to rounding and slightly differ between the text and graphs.

The boundaries, the names shown and the designations used on the map do not imply official endorsement or acceptance by the United Nations.