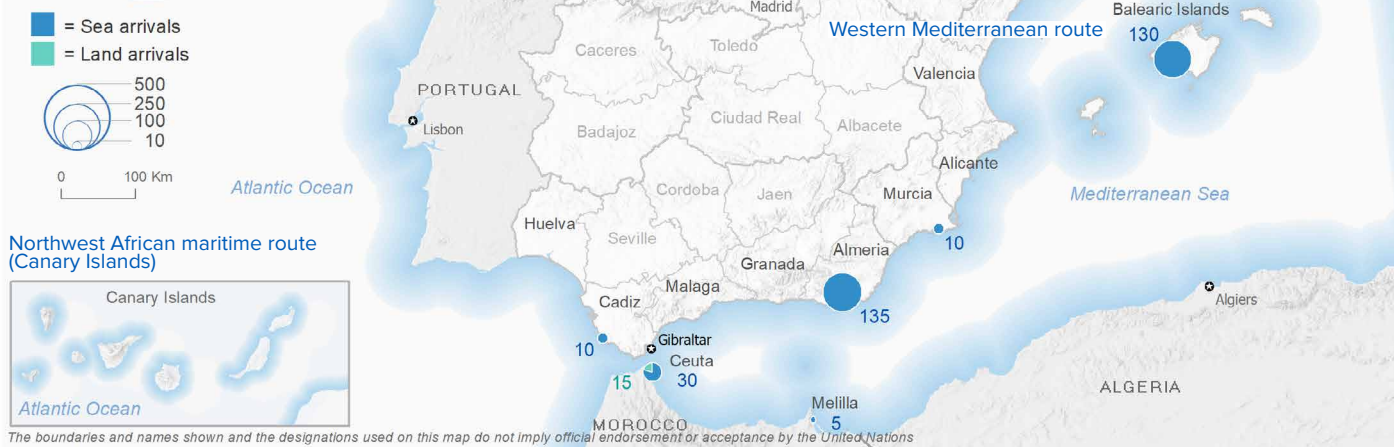


# SPAIN Weekly snapshot - Week 13 (24 - 30 Mar 2025)

The charts below are based on figures from the Ministry of Interior and UNHCR estimates. All figures are provisional and subject to change

## Refugees & migrants: sea and land arrivals in week 13<sup>1</sup>



### Arrivals in Spain

**11,851**  
 Arrivals as of 30 Mar 2025<sup>2</sup>

**-28%**  
 Dif. 2024

**11,699**  
 Sea Arrivals<sup>2</sup>  
 Dif. 2024: -29%

**152**  
 Land Arrivals<sup>2</sup>  
 Dif. 2024: +17%

**337**  
 Arrivals Week 13<sup>1</sup>  
 Dif. last week: +157%  
 Dif. 2024: -34%

### Western Mediterranean

**2,723**  
 Arrivals as of 30 Mar 2025<sup>2</sup>

**-16%**  
 Dif. 2024

**2,571**  
 Sea Arrivals<sup>2</sup>  
 Dif. 2024: -17%

**152**  
 Land Arrivals<sup>2</sup>  
 Dif. 2024: +17%

**337**  
 Arrivals Week 13<sup>1</sup>  
 Dif. last week: +444%  
 Dif. 2024: +32%

### Northwest African maritime (Canary Islands)

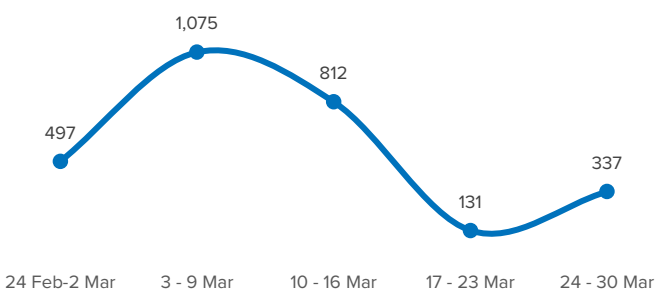
**9,128**  
 Arrivals as of 30 Mar 2025<sup>2</sup>

**-31%**  
 Dif. 2024

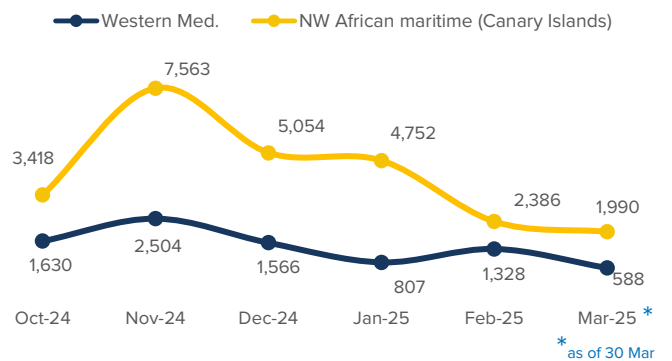
**9,128**  
 Sea Arrivals<sup>2</sup>  
 Dif. 2024: -31%

**-**  
 Arrivals Week 13<sup>1</sup>  
 Dif. last week: -100%  
 Dif. 2024: -100%

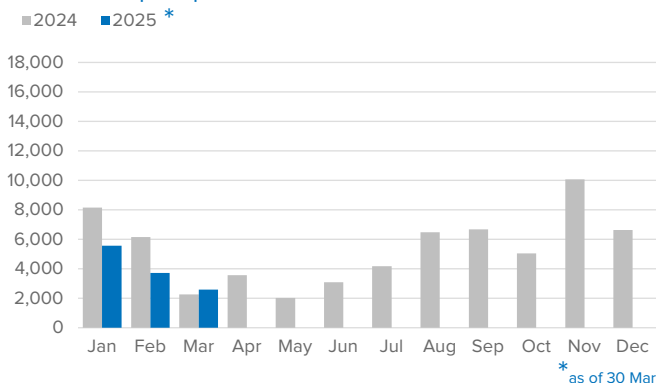
### Arrivals in Spain during the last five weeks<sup>1</sup>



### Arrivals in Spain by route during the last six months<sup>2</sup>



### Arrivals in Spain per month<sup>2</sup>



### Arrivals in Spain per year<sup>2</sup>

