

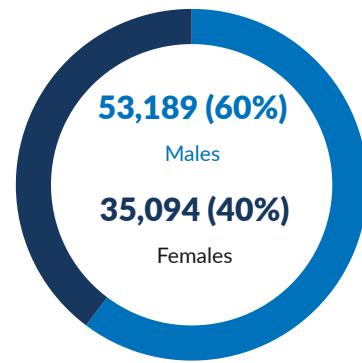


Legal Status:

Urban or DC:

Gender:

Mantika:



17,764 (20%) Boys
Men

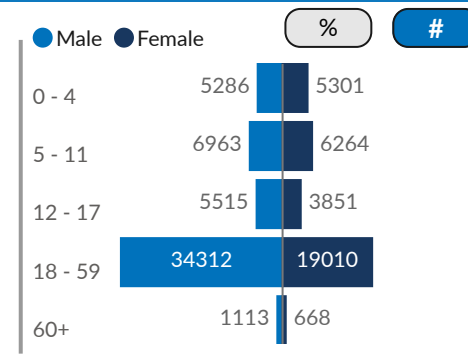
34,312 (39%) Single Males

1,113 (1%) Elderly Men (60+)

15,416 (17%) Girls
Women

19,010 (22%) Single Females

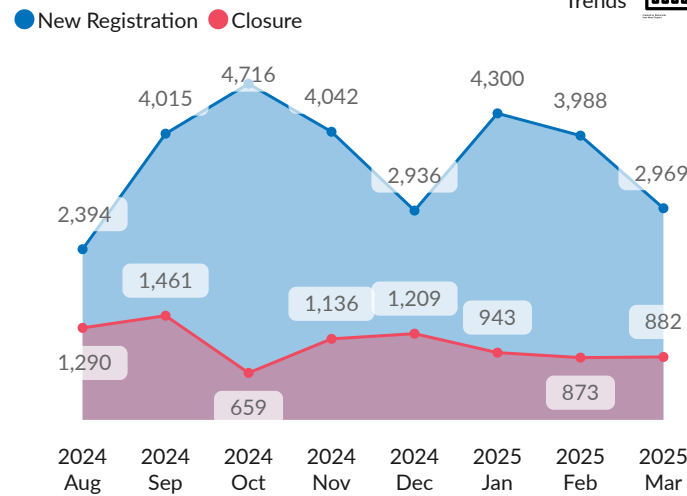
668 (1%) Elderly Women (60+)



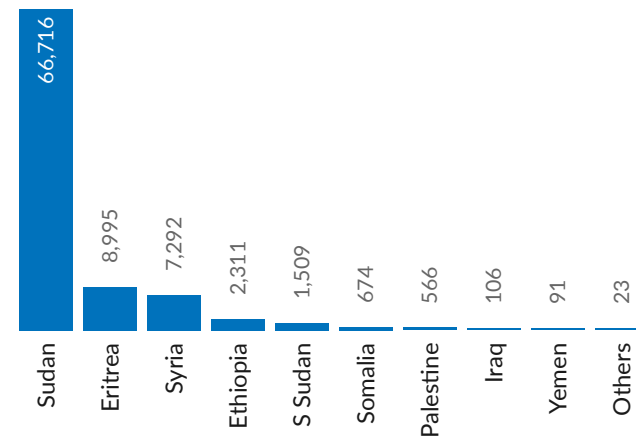
Place of Residence

Mantika	# of Individuals	% of Individuals
Tripoli	40,224	45.56%
Aljfara	21,497	24.35%
Misrata	6,643	7.52%
Azzawya	5,071	5.74%
Unknown	4,623	5.24%
Almargeb	3,054	3.46%
Zwara	2,419	2.74%
Benghazi	1,821	2.06%
Al Jabal Al Gharbi	800	0.91%
Ejdabia	365	0.41%
Al Jabal Al Akhdar	328	0.37%
Sebha	297	0.34%
Tobruk	211	0.24%
Almarj	160	0.18%
Nalut	152	0.17%
Sirt	145	0.16%
Wadi Ashshati	142	0.16%
Murzuq	107	0.12%
Derna	70	0.08%
Aljufra	56	0.06%
Alkufra	56	0.06%
Ubari	42	0.05%

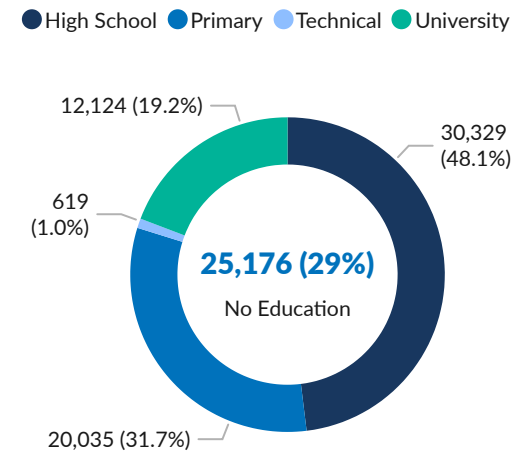
New Registration / Closure



Nationality



Education level in the country of origin

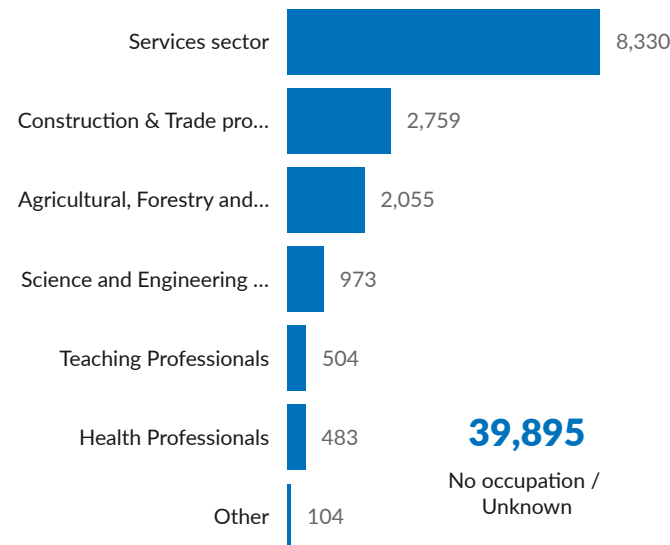


Specific Needs Categories

Categories	Individuals	% Value
Child at risk	11,610	12.92%
Disability	1,459	1.62%
Family unity	1,463	1.63%
Older person at risk	449	0.50%
Serious medical condition	9,257	10.30%
SGBV	2,560	2.85%
Single parent	2,476	2.76%
Specific legal and physical protection needs	51,359	57.17%
Torture	1,780	1.98%
Unaccompanied or separated child	1,920	2.14%
Woman at risk	5,505	6.13%

* Specific needs categories can only be filtered by Nationality

Occupation in the country of origin



* data contains only adult population

[Map](#) [Flow](#)

