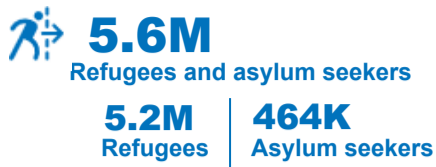


**Key Population Statistics**



**Sudan Situation**



**3.0M**  
Sudanese Refugees  
Post 15 Apr 2023

**11.3M\***  
Internally Displaced in Sudan

**838K**  
Refugees hosted in Sudan

**41K**  
Refugee returnees in 2025

**South Sudan Situation**



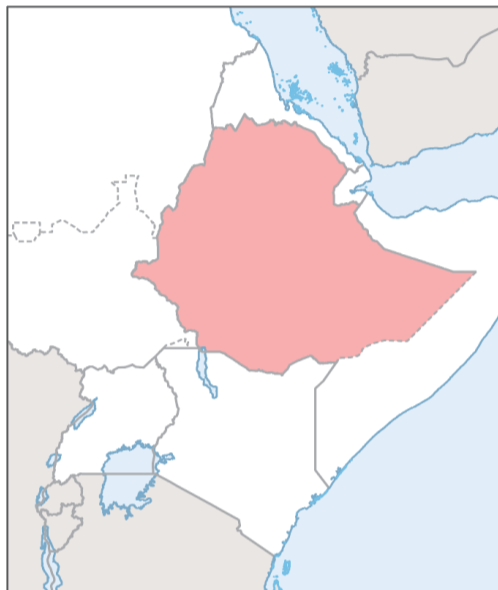
**2.3M**  
South Sudanese Refugees

**1.8M**  
Internally Displaced in South Sudan

**548K**  
Refugees hosted in South Sudan

**41K**  
Refugee returnees in 2025

**Ethiopia Situation**



**163K**  
Ethiopian Refugees

**1.9M\*\*\***  
Internally Displaced in Ethiopia

**1.1M**  
Refugees hosted in Ethiopia

**2K**  
Refugee returnees in 2025

**Somalia Situation**



**940K**  
Somali Refugees

**3.9M\*\***  
Internally Displaced in Somalia

**43K**  
Refugees hosted in Somalia

**70**  
Refugee returnees in 2025

**Burundi Situation**



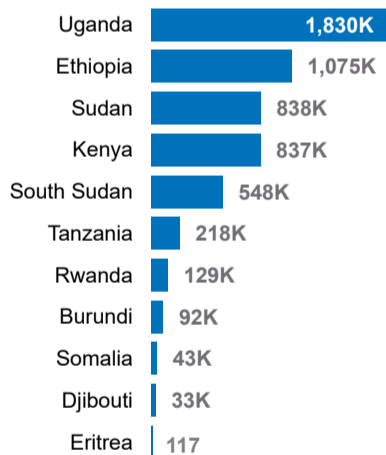
**320K**  
Burundi Refugees

**92K**  
Internally Displaced in Burundi

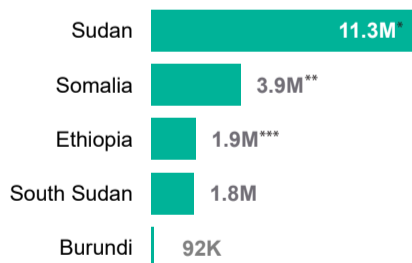
**92K\*\*\*\***  
Refugees hosted in Burundi

**137**  
Refugee returnees in 2025

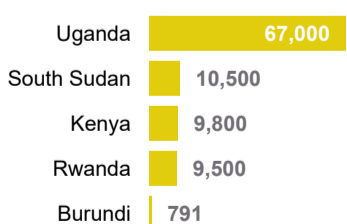
**Refugees and Asylum seekers by CoA**



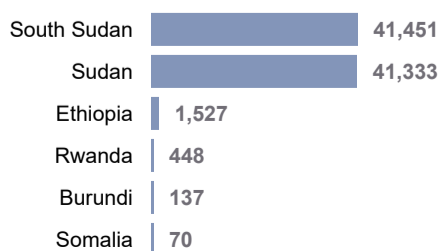
**Total IDPs by host country**



**Stateless Persons by host country**



**Refugee Returnees in 2025**



**Total Refugees, Asylum- Seekers, Refugees Returnees and IDPs in the EHAGL Region**

