UNHCR CAMEROON MONTHLY UPDATES

KEY HIGHLIGHTS March 2025

Source des données des réfugiés: Gouvernement du Cameroun avec le support du HCR ::

Contact for more info DIMA Unit Cameroon ***cmr_yaim@unhcr.org***

UNHCR Cameroon needs to support refugees, asylum seekers, and internally displaced persons (IDPs) in the country. This update provides detailed demographic, socio-economic, and educational data, as well as information on persons with specific needs, underscoring the complex and multifaceted nature of the refugee and IDP crisis in Cameroon. The monthly update highlights the demographic diversity, educational and occupational challenges, and specific needs of the displaced populations. The data emphasizes the importance of targeting interventions and creating support mechanisms to address the varied and pressing needs of these vulnerable groups. The Cameroonian government and international organizations must collaborate to provide necessary aid and ensure the well-being of these populations.

Population Overview:

Refugees and Asylum Seekers: Cameroon hosts 413,764 refugees and 17,768 asylum seekers.
Internally Displaced Persons (IDPs): The country has 1,036,775 IDPs, with an additional 658,544 returnees.
Major Countries of Origin: Refugees primarily come from the Central African Republic 289,254 , Nigeria 126,813 , Chad 4,396 , and Niger 8,244 .

Demographic Distribution:

A significant portion of the refugees are women and children. Specifically, 53% of the refugee population are women and girls, and 53% are children.
Age Groups: Refugees are categorized into various age groups, with notable populations in the 0-4, 5-11, 12-17, 18-59, and 60+ age ranges.

Education Levels:

The educational attainment of refugees varies, with 47% having no education, 27% having primary education, and smaller percentages having informal, secondary, university, or technical/vocational education.

Occupations:

47% of refugees are engaged in various occupations such as homemakers, traders, drivers, pensioners, maneuvers, and breeders. 17% are students, 15% are unemployed, and 10% are farmers.

Ethnicity and Religion:

Ethnicity: The majority of ethnicities are Peulh 42% , Kanuri 12% .
Religion: The religious makeup includes 74% Muslims, 24% Christians, and 2% others.

Persons with Specific Needs:

Categories: There are several categories of persons with specific needs including children at risk, women at risk, single parents, older persons, unaccompanied or separated children, and persons with disabilities.
Top Concerns: The highest numbers are children at risk of not attending school 28,655 , individuals with vision disabilities 5,250 , and older persons with children 3,171 .

Legal and Marital Status:

Legal Status: Refugees and asylum seekers are categorized based o their arrival years, with significant influxes noted in 2014 and subsequent years. Marital Status: The majority of the refugee population is single 67%, followed by married individuals 25%.

Regional distribution:

The distribution of refugees and IDPs across various regions in Cameroon shows significant numbers in different regions. The East region hosts the largest refugee population with 164,673 individuals. The Far-North has 122,444 refugees, while Adamaoua has 58,283 . The North region accommodates 38,398 refugees, and the Centre has 26,961 . The Littoral region has 19,084 refugees.

Challenges and Needs:

UNHCR MCO in Cameroon grapples with significant challenges in managing and supporting its large refugee and internally displaced populations. Due to increasing global crises, UNHCR Cameroon faces immense strain, with regions like the East and Extreme-Nord hosting 164,673 and 122,444 refugees respectively, the strain on resources is immense. These populations include a high percentage of children and women, requiring specialized services such as education, healthcare, and protection. The diverse educational levels among refugees, ranging from no education to university, indicate a need for comprehensive educational programs. Additionally, significant numbers of refugees are unemployed or engaged in low-income occupations, highlighting the necessity for vocational training and employment opportunities. The presence of vulnerable groups, such as unaccompanied children, single parents, and individuals with disabilities, further underscores the urgent need for targeted humanitarian aid and robust social support systems to address their specific needs and ensure their well-being.

UNHCR CAMEROON IN A GLANCE

March 2025

Central African | Nigeria | IDP Far North | IDP NWSW | Other Refugees

Population Type: All | Region: All | Zone: All | Owning Office: All

2,126,851
Total of Persons we serve

413,764 Refugee

17,768 Asylum Seeker

1,036,775 Internally Displaced

658,544 Returnees IDP

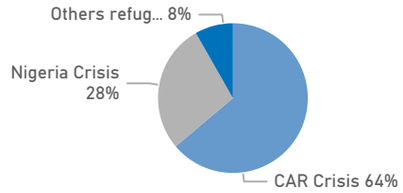

Distribution by crisis

53% Of refugees are women and girls

53% Of refugees are children

61% Of IDPs are children

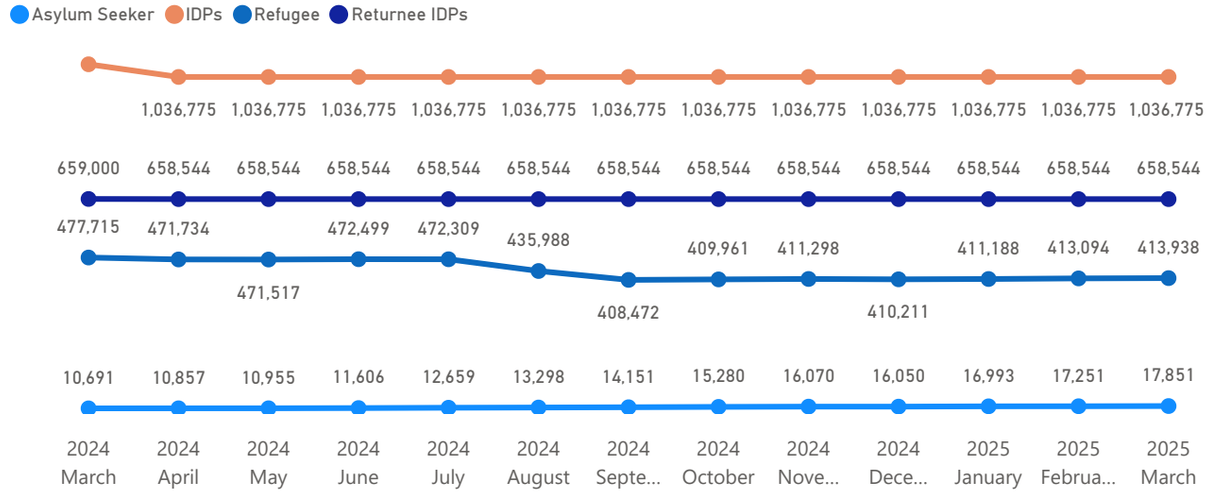

Refugee and Asylum Seeker by Department

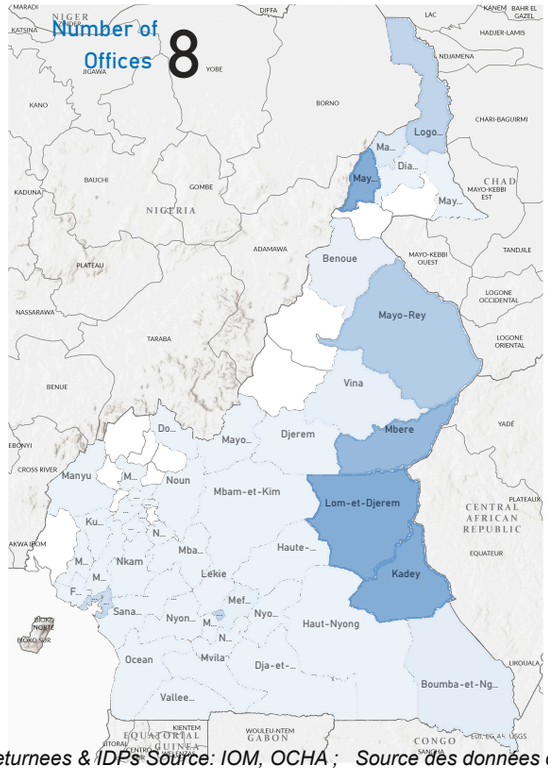

IDPs by Department

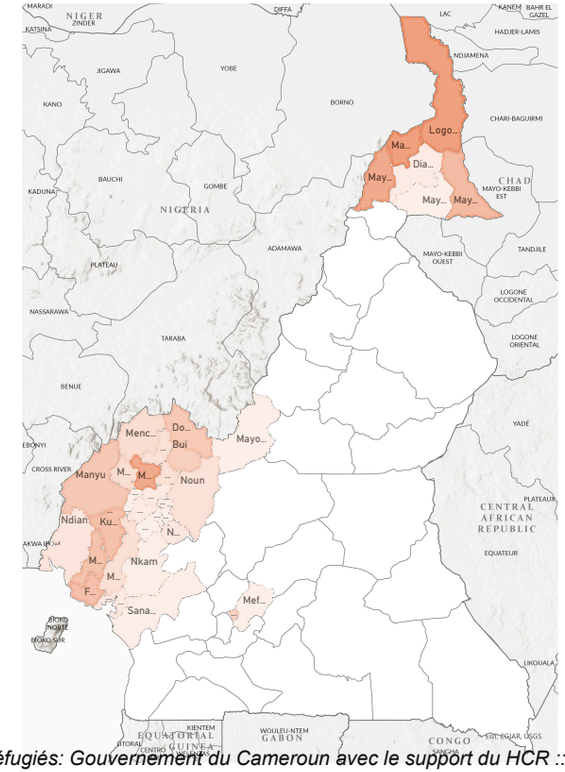

Refugee By country of origin

Central African Republic	289,227
Nigeria	126,813
Chad	4,346
Others Nationalities	23,295
Niger	8,241
Rwanda	440
Mali	477
Soudan	600

Number of years spent in Cameroon

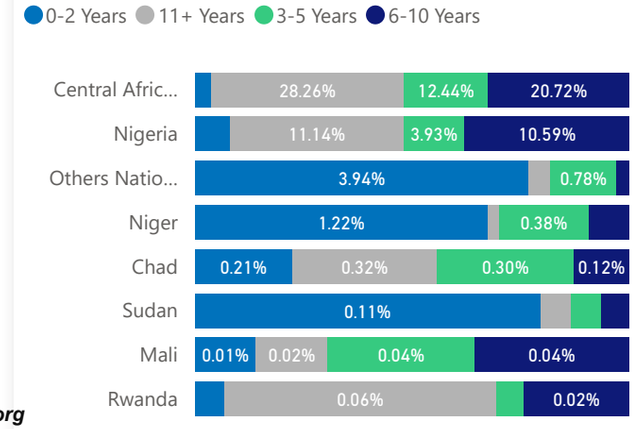

Returnees & IDPs Source: IOM, OCHA ; Source des données des réfugiés: Gouvernement du Cameroun avec le support du HCR :: Contact for more info DIMA Unit Cameroon ***cmr_yaim@unhcr.org***

DEMOGRAPHIC POPULATION IN CAMEROON

March 2025

Central African | Nigeria | Other Refugees

Region: All | Zone: All | Owning Office: All

Legal Status: Asylum Seeker | Refugee

Site/Camp: In Site/Camp | Out of Site/Camp

202,105
School age children

Population distribution (gender and age group)

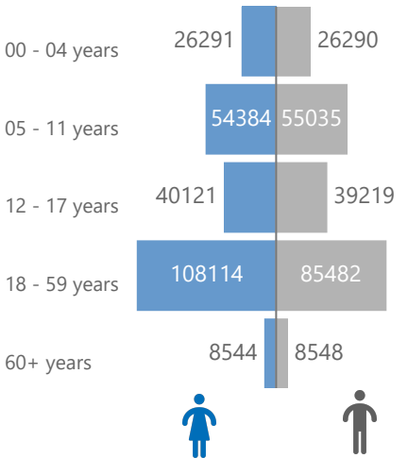

Education Level

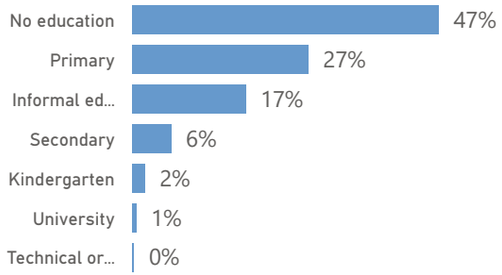

Ethnicity

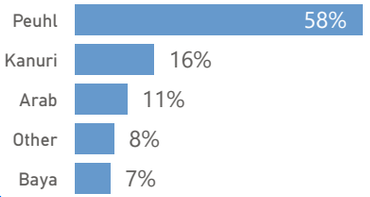

Marital Status	Percentage
Single	67.21%
Married	25.14%
Widowed	3.60%
Divorced	1.77%
Separated	0.69%
Common Law Married	0.67%
Unknown	0.58%
Engaged	0.33%
Partnership	0.01%

Year of arrival of refugees

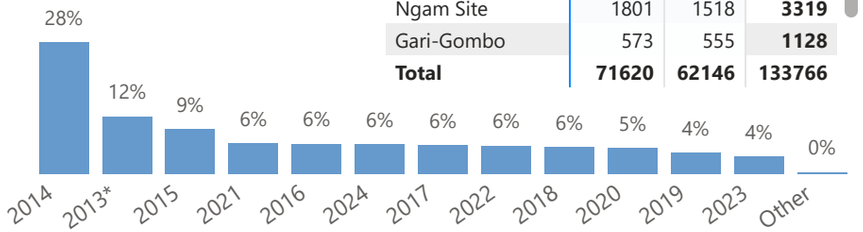

Refugees by age group

Region	00 - 04 years		05 - 11 years		12 - 17 years		18 - 59 years		60+ years		Total
	Female	Male	Female	Male	Female	Male	Female	Male	Female	Male	
Est	9219	9113	18497	19252	14722	14629	42142	30694	3069	3336	**164673**
Extreme-Nord	8493	8437	16401	16256	11759	11307	26608	18089	2577	2517	**122444**
Adamaoua	3663	3740	6895	7085	5604	5619	14341	8878	1247	1211	**58283**
Nord	1918	1929	5404	5368	3391	3318	9737	5825	803	705	**38398**
Centre	1299	1260	2400	2327	1565	1399	6245	9965	192	308	**26960**
Littoral	558	653	1316	1356	973	1000	3777	9097	134	218	**19082**
Sud-Ouest	2		38	39	75	87	273	715	32	29	**1290**
Nord-Ouest			9	16	10	17	63	72	10	5	**202**
Sud	4	2	2	5	1	3	21	78		4	**120**
Ouest		3	2	3	1		4	65		1	**79**
Total	**25156**	**25137**	**50964**	**51707**	**38101**	**37379**	**103211**	**83478**	**8064**	**8334**	**431531**

Site/Camp	Female	Male	Total
Minawao Camp	43876	37449	**81325**
Gado Badzere Site	8863	7683	**16546**
Mbile Site	5298	4836	**10134**
Lolo Site	4690	4394	**9084**
Borgop Site	3737	3171	**6908**
Timangolo Site	2242	1998	**4240**
Ngam Site	1801	1518	**3319**
Gari-Gombo	573	555	**1128**
Total	**71620**	**62146**	**133766**

Education Age

Region	04-05 Years		06-11 Years		12-18 Years		Total
	Female	Male	Female	Male	Female	Male	
Adamaoua	1942	2020	5954	6118	6266	6234	**28534**
Centre	660	660	2082	1984	1779	1619	**8784**
Est	5321	5444	16017	16646	16722	16657	**76807**
Extreme-Nord	4745	4716	13871	13736	13078	12604	**62750**
Littoral	338	374	1131	1175	1081	1200	**5299**
Nord	1464	1574	4622	4535	3752	3639	**19586**
Nord-Ouest			9	16	12	23	**60**
Ouest	1	1	1	2	1		**6**
Sud			2	5	2	5	**14**
Sud-Ouest			38	39	83	105	**265**
Total	**14471**	**14789**	**43727**	**44256**	**42776**	**42086**	**202105**

*Returnees & IDPs Source: IOM, OCHA ; Source des données des réfugiés: Gouvernement du Cameroun avec le support du HCR:: * Arrived before 2013:: Contact for more info DIMA Unit Cameroon* ***cmr_yaim@unhcr.org***

PERSONS WITH SPECIFIC NEEDS IN CAMEROON

March 2025

Source des données des réfugiés: Gouvernement du Cameroun avec le support du HCR ::
Contact for more info DIMA Unit Cameroon ***cmr_yaim@unhcr.org***

Central African | Nigeria | Other Refugees

Region: All

Zone: All

Areas of Responsibility

Child Protection | General Protection | SGBV

140,721 Person with Specific Needs

Gender

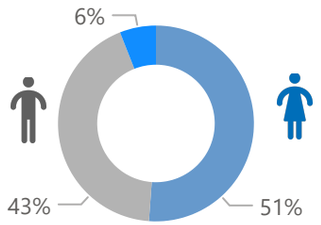

Male | Female | (Blank)

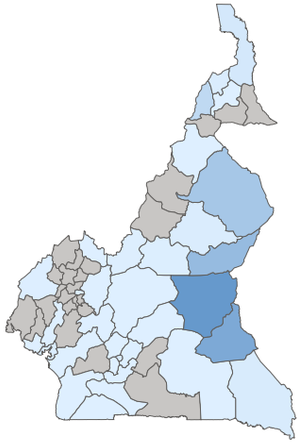

Person with Specific Needs

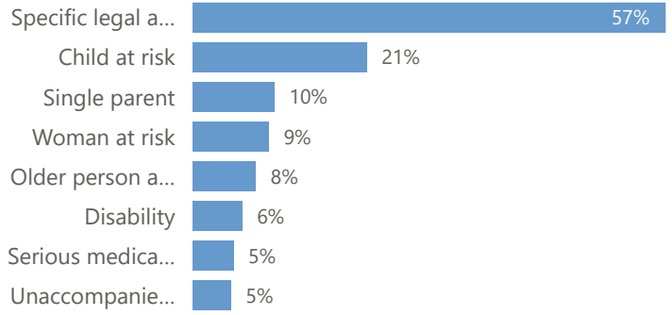

29,506 Child at Risk

SPN Sub Category	# Refugee
Child at risk of not attending school	28655
Child with special education needs	498
Child spouse	178
Child parent	123
	109
Child engaged in other forms of child labour	42
Child carer	34
Child engaged in worst forms of child labour	21
Teenage pregnancy	20
No legal documentation	10

8,391 Disability

SPN Sub Category	# Refugee
Vision	3171
Hearing	1377
Lower Body Mobility	1289
	1149
Emotions and behavior	1060
Communication	601
Upper Body Mobility	322
Self-Care	44
Remembering and concentrating	38
Physical disability - moderate	21

10,700 Older at Risk

Older Person at Risk	# Refugee
	210
No legal documentation	2
Older person unable to care for self	3819
Older person with children	5247
Other medical condition	1
Single HR - grandparent	1
Single HR - parent	1
Single older person	1591
Single woman at risk	1

6,922 Serious Medical Condition

SPN Sub Category	# Refugee
Other medical condition	4455
Chronic illness	1194
Difficult pregnancy	499
Malnutrition	353
Critical medical	274
	115
Mental illness	90
Woman at risk	18
Addiction	12

13,846 Single Parent

(Top 10) Single Parent	# Refugee
Single HR - parent	12563
Single HR - caregiver	627
Single HR - grandparent	476
	159
Woman at risk	15
Single woman at risk	9
Child parent	3
No legal documentation	2
Single older person	2
Child at risk of not attending school	1

6,486 Unaccompanied or separated child

(Top 6) Unaccompanied or separated child	# Refugee
Separated child	6090
Unaccompanied child	338
Child headed household	24
	19
Child in foster care	11
Child in institutional care	10
No legal documentation	5

1,260 SGBV

SGBV	# Refugee
Threat of forced marriage	536
Victim/Survivor of SGBV in country of asylum	389
Victim/Survivor of SGBV in country of asylum	111
Victim/Survivor of SGBV in country of origin	94
Threat of honour killing/violence	64

198 Family Unity

Family Unity Sub-Category	# Refugee
Family reunification required	145
Tracing required	43
	10

12,909 Woman at Risk

(Top 4) Single Parent Sub-Category	# Refugee
Woman at risk	8340
Single woman at risk	2657
Lactating	1593
	425

SOCIO-ECONOMICS DATA OF REFUGEES IN CAMEROON

March 2025

Source des données des réfugiés: Gouvernement du Cameroun avec le support du HCR :

Contact for more info DIMA Unit Cameroon ***cmr_yaim@unhcr.org***

Central African | Nigeria | Other Refugees

Region: All

Zone: All

Occupation

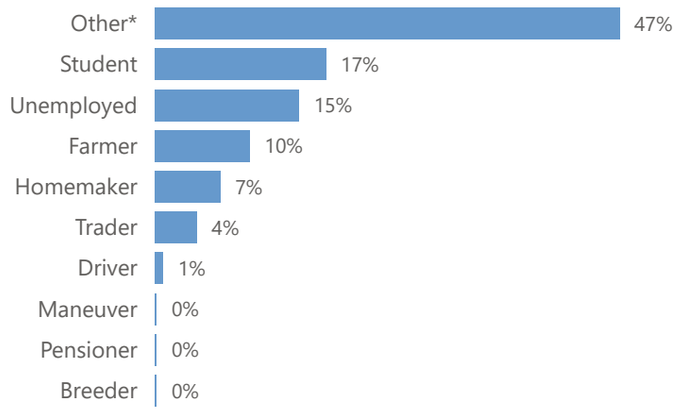

Registration Reason

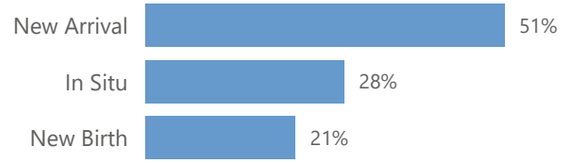

Religion

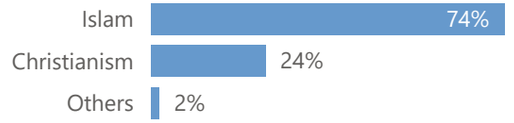

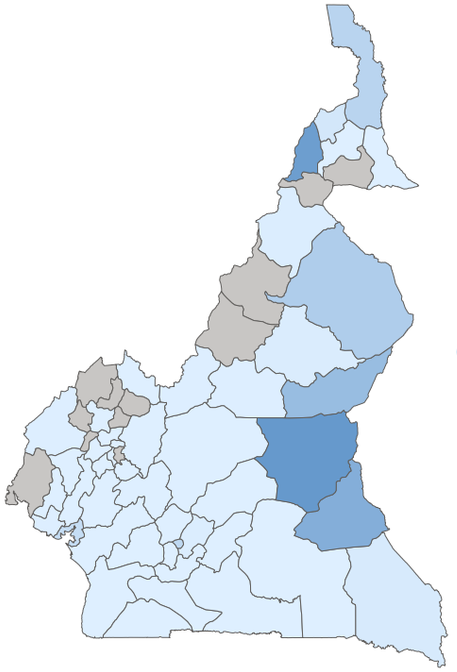

Central African

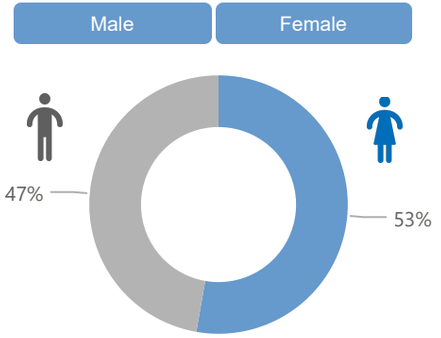

Occupations	Adamaoua	Centre	Est	Extreme-Nord	Littoral	Nord	Total
Other*	17754	9409	58299	8	5318	4287	**95075**
Student	15513	4359	30737	3	3485	8156	**62253**
Unemployed	7577	1998	36165		797	12429	**58966**
Farmer	8976	992	14224	1	337	7283	**31813**
Homemaker	4226	1310	14979	1	1026	1855	**23397**
Trader	2887	1262	8013	1	1075	1468	**14706**
Driver	429	238	2078	1	421	258	**3425**
Maneuver	11	20	41		7	2	**81**
Pensioner	12	4	58		2	2	**78**
Breeder	25		12			32	**69**

Nigeria

Occupations	Adamaoua	Centre	Est	Extreme-Nord	Littoral	Nord	Total
Other*	293	186	7	96235	28	1130	**97879**
Student	187	38		8794	5	448	**9472**
Farmer	25	6		7689	3	755	**8478**
Homemaker	52	10	3	4877	2	103	**5047**
Unemployed	169	65	1	2566	2		**2803**
Trader	34	82	1	1856	12	10	**1995**
Driver	6	4		302	3		**315**
Pensioner	2			24			**26**
Maneuver				11			**11**
Breeder				10			**10**

Other Nationalities

Occupations	Adamaoua	Centre	Est	Extreme-Nord	Littoral	Nord	Total
Other*	75	3517	149	710	3502	55	**8008**
Trader	8	1065	19	26	1218	6	**2342**
Student	23	1388	18	255	429	29	**2142**
Unemployed	38	925	35	29	688	90	**1805**
Farmer	20	194	48	137	721	22	**1142**
Homemaker	25	362	94	97	137	30	**745**
Driver		84	4	5	91	2	**186**
Maneuver	2	6			25	2	**35**
Breeder	2						**2**
Pensioner		1					**1**