



Inter-Agency
Coordination
Türkiye

3RP National PWG Meeting

20 March 2025

Meeting Agenda



- Voluntary Return: Observations and Needs
- 3RP Protection Sector Year-End Review
- 3RP 2025 Protection Sector Appeal Overview (Including Return Addendum)
- Prioritization for the 3RP 2025 National PWG

Announcements & Updates



- Presidency of Migration Management surveys
- Dissemination of action plan for Protection from Sexual Exploitation and Abuse
- Inter-Agency Protection Needs Assessment Round Eight Report
- Community Pulse Survey



Inter-Agency
Coordination
Türkiye

Voluntary Return: Observations and Needs

Protection Sector Partners



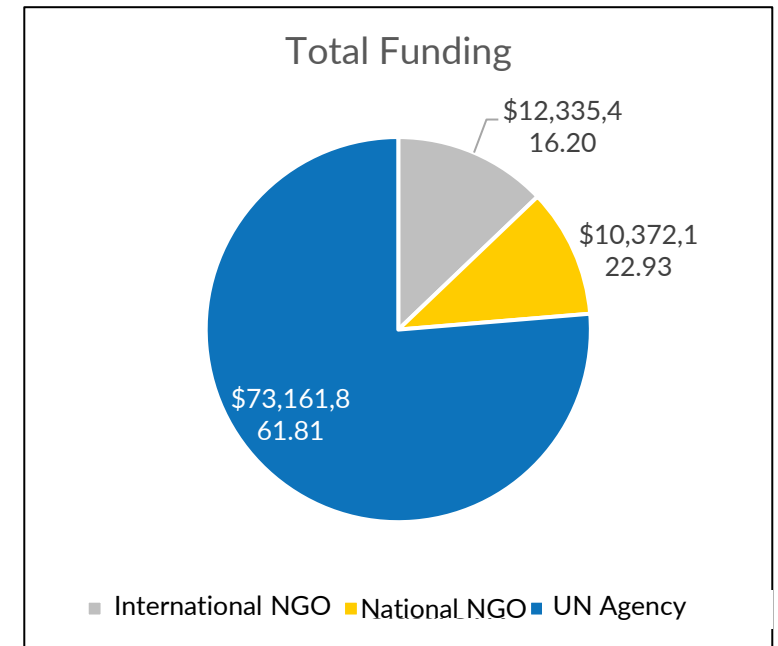
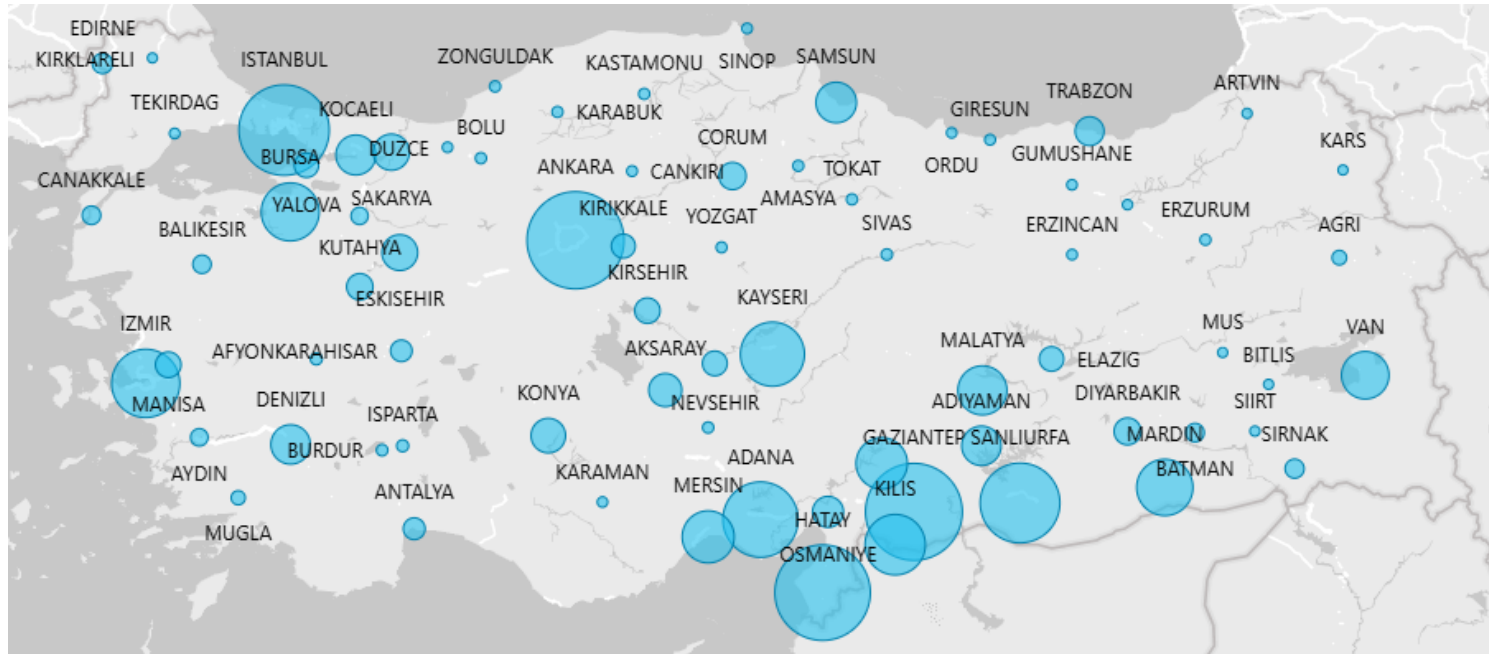
Inter-Agency
Coordination
Türkiye

3RP Protection Sector Year-End Review

Protection Sector Information Management

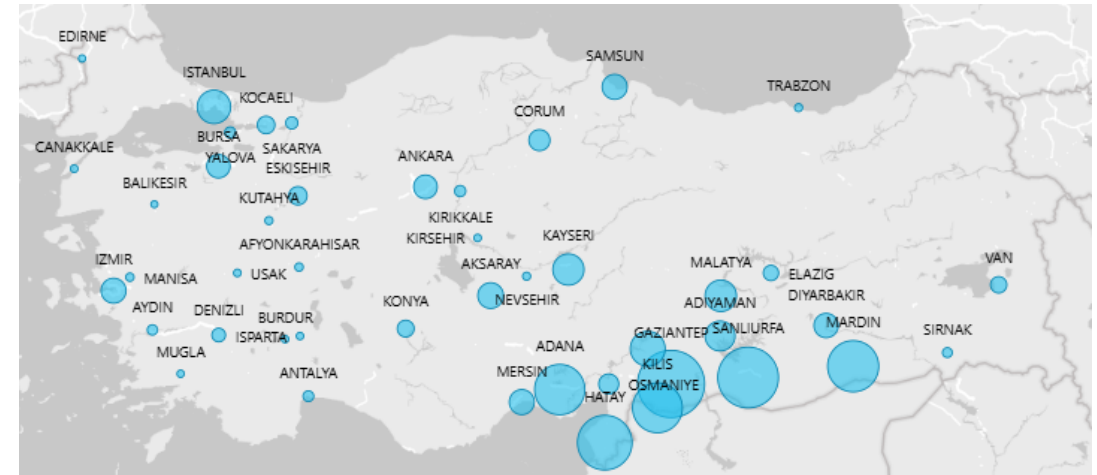
General Evaluation for 2024

- A total of 41 partner appeals amount to **356.7 million USD** in 2024
- Total funding received in 2024: **95.9 million USD**, 27% funding



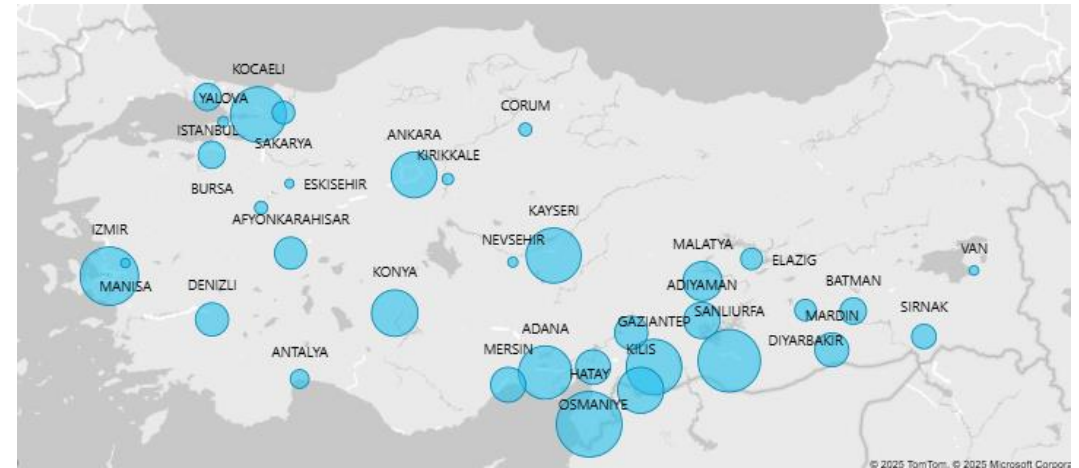
Information Dissemination

Output Indicator	2023 Target	2023 Progress	2023 %	2024 Target	2024 Progress	2024 %
2.2.1 # of individuals reached through information campaigns and awareness-raising on rights, entitlements, services and assistance	2,613,104	686,452	26%	2,663,098	2,130,376	80%
3.2.1 # of individuals reached through GBV-related information campaigns and activities to raise public awareness on rights, entitlements and assistance for prevention, mitigation and response to GBV	541,848	191,186	35%	303,712	188,040	62%
4.2.4 # of individuals reached through information campaigns and awareness-raising initiatives on child rights and protection	203,933	106,433	52%	140,940	146,157	104%



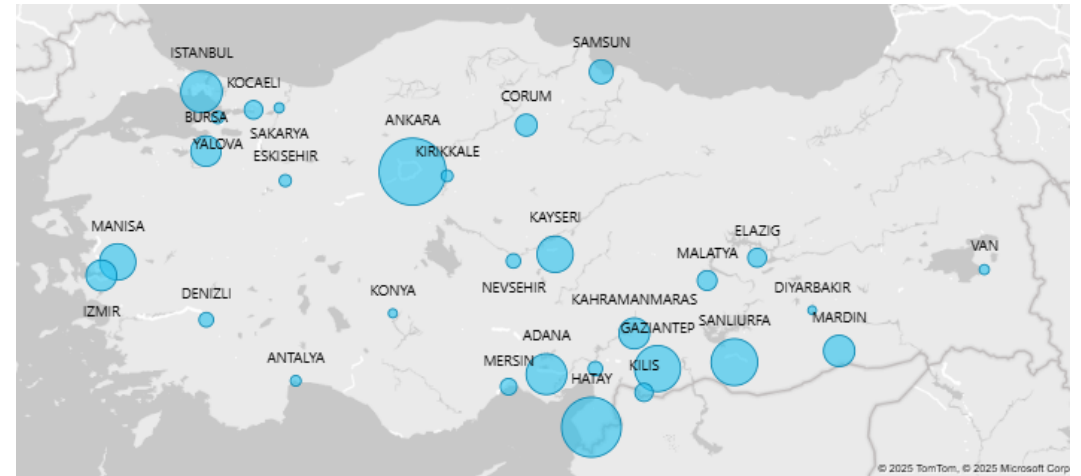
Social Cohesion

Output Indicator	2023 Target	2023 Progress	2023 %	2024 Target	2024 Progress	2024 %
2.5.1 # of refugee and host community members participating in one-off events specific to social cohesion	104,790	35,149	34%	58,580	34,477	59%
2.5.2 # of refugee and host community members participating in structured and sustained programmes specific to social cohesion	249,252	276,842	111%	82,470	378,326	459%
2.5.3 # of institutions engaged with to promote peaceful co-existence and social cohesion	172	12	7%	46	10	22%
2.5.4 # of individuals reached with capacity development initiatives to promote peaceful coexistence and social cohesion	2,910	3,936	135%	2,386	652	27%



Community Mobilization

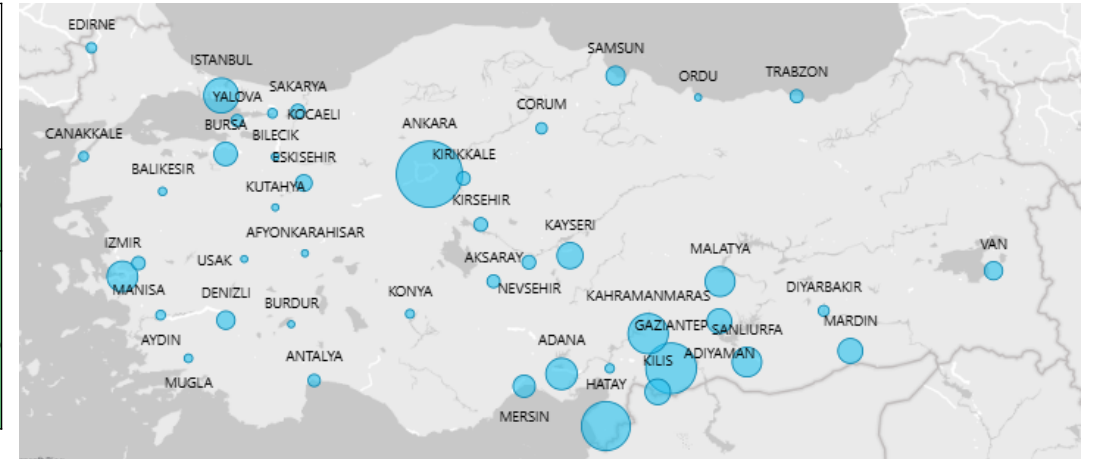
Output Indicator	2023 Target	2023 Progress	2023 %	2024 Target	2024 Progress	2024 %
2.3.1 # of individuals engaged in sustained and structured mobilization efforts and empowerment programmes	43,778	24,067	55%	18,710	14,543	78%



Mental Health and Psychosocial Support

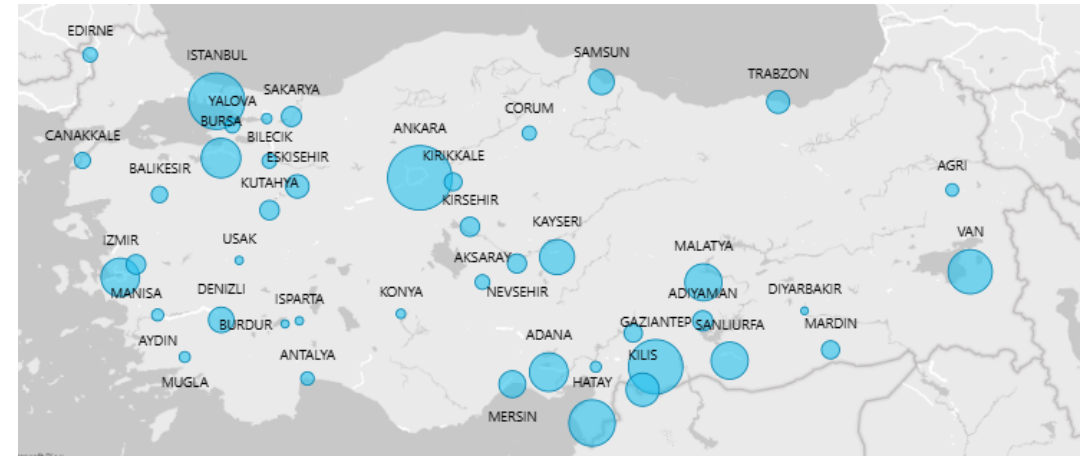


Output Indicator	2023 Target	2023 Progress	2023 %	2024 Target	2024 Progress	2024 %
2.1.5 # of individuals receiving psycho-social support	78,852	163,262	207%	171,820	198,624	116%
4.2.2 # of children participating in structured and sustained psycho-social support programmes (individuals and in groups)	38,199	87,344	229%	82,116	81,252	99%



Legal Assistance and Counseling

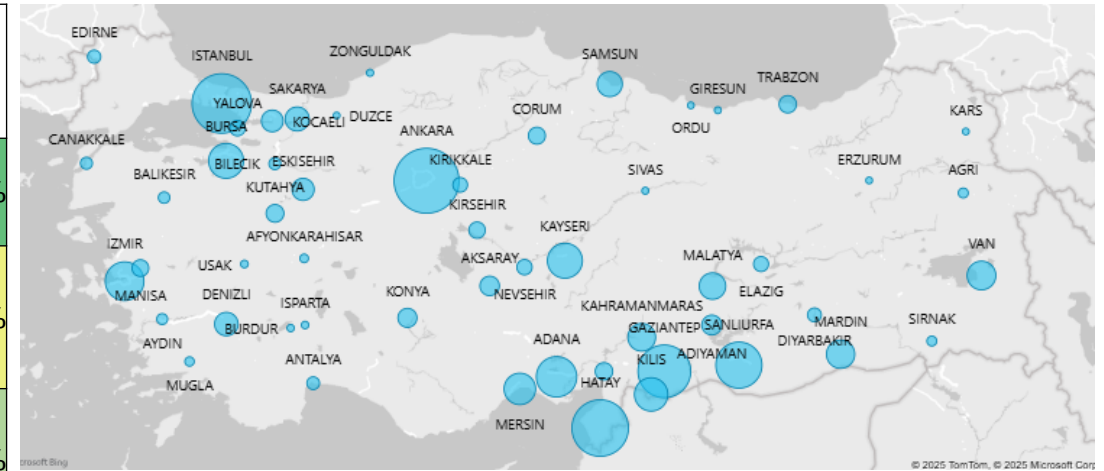
Output Indicator	2023 Target	2023 Progress	2023 %	2024 Target	2024 Progress	2024 %
1.4.1 # of refugees/vulnerable host community members provided with individual legal support (legal aid and counsel)	119,648	94,450	79%	47,645	81,191	170%
1.4.2 # of individuals trained on strengthening legal aid mechanisms for refugees (bar associations and other stakeholders)	8,665	7,130	82%	6,565	9,644	147%



Persons with Specific Needs



Output Indicator	2023 Target	2023 Progress	2023 %	2024 Target	2024 Progress	2024 %
2.1.1 # of individuals benefitting from protection activities	872,013	831,871	95%	476,549	860,658	181%
2.1.2 # of individuals with specific needs/vulnerabilities assessed and identified with protection needs	517,508	364,011	70%	534,778	339,058	63%
2.1.3 # referrals (of individuals with protection needs) to specialized/multisectoral services	408,735	288,062	70%	239,547	176,360	74%



Trainings/Technical Capacity Development



Output Indicator	2023 Target	2023 Progress	2023 %	2024 Target	2024 Progress	2024 %
1.1.1 # of individuals trained on international protection, rights, services and available assistance	43,776	27,715	63%	43,537	28,487	65%
1.4.2 # of individuals trained on strengthening legal aid mechanisms for refugees (bar associations and other stakeholders)	8,665	7,130	82%	6,565	9,644	147%
2.6.1 # of individuals reached with technical capacity development initiatives (including trainings etc) on service delivery/provision to persons with specific needs	4,894	4,234	87%	3,805	1,486	39%
3.3.1 # of individuals reached with technical capacity development (including trainings) initiatives on GBV risk mitigation, prevention and response	4,859	1,975	41%	3,075	2,221	72%
4.3.1 # of individuals reached with technical capacity development initiatives (including trainings) on child rights and protection	5,970	3,247	54%	8,035	5,953	74%



Institutional Support

Output Indicator	2023 Target	2023 Progress	2023 %	2024 Target	2024 Progress	2024 %
2.6.2 # of institutions supported to improve physical capacities (including related to infrastructure, material and logistic support) on service delivery/provision to persons with specific needs	27	138	511%	47	11	23%
2.6.3 # of institutions supported to strengthen human resources capacities (including staffing support such as recruitment of psychologists, social workers) on service delivery/provision to persons with specific needs	23	27	117%	36	305	847%

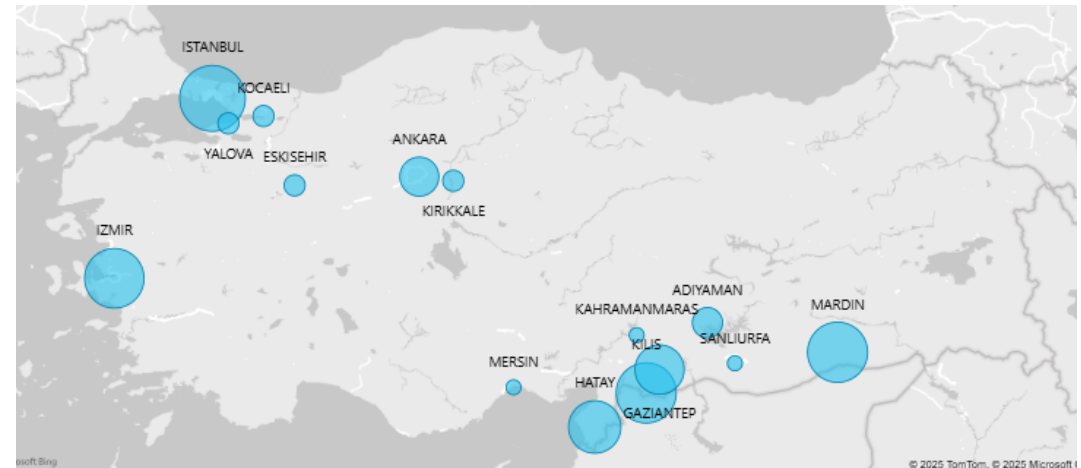


Accountability to Affected Populations / Protection From Sexual Exploitation and Abuse



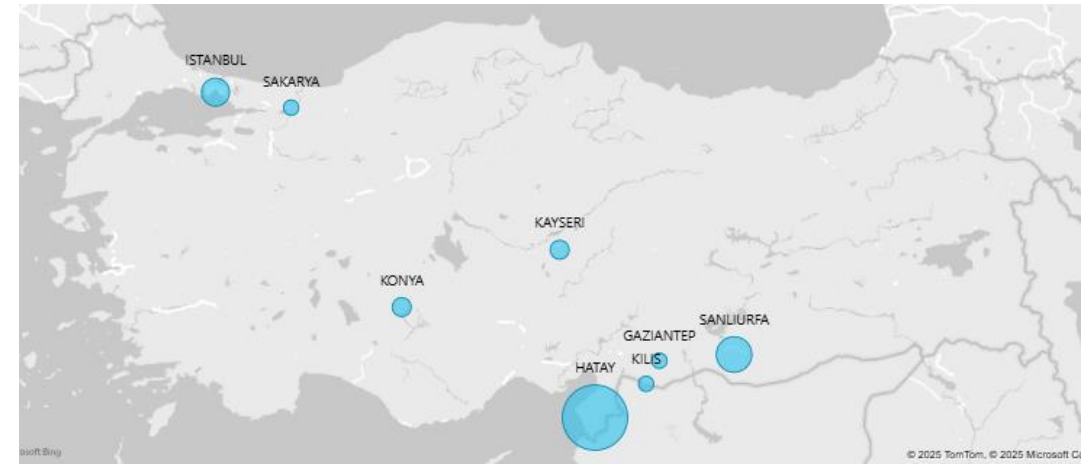
Output Indicator	2023 Target	2023 Progress	2023 %	2024 Target	2024 Progress	2024 %
2.4.1 # of feedback, complaints and response mechanisms established and/or maintained	216	286	132%	135	272	201%
2.4.2 # of feedback and complaints received and followed-up	38,526	65,353	170%	49,541	52,679	137%

Output Indicator	2023 Progress	2024 Progress	Percentage Increase
Number of individuals reached with information on sexual exploitation and abuse protection and response	139,044	127,215	%8



Protection Monitoring Mechanisms

Output Indicator	2023 Target	2023 Progress	2023 %	2024 Target	2024 Progress	2024 %
1.1.2 # of protection monitoring mechanisms established/maintained	72	14	19%	72	69	96%





Inter-Agency
Coordination
Türkiye

3RP 2025 Protection Sector Appeal Overview (Including Return Addendum)

Protection Sector Information Management

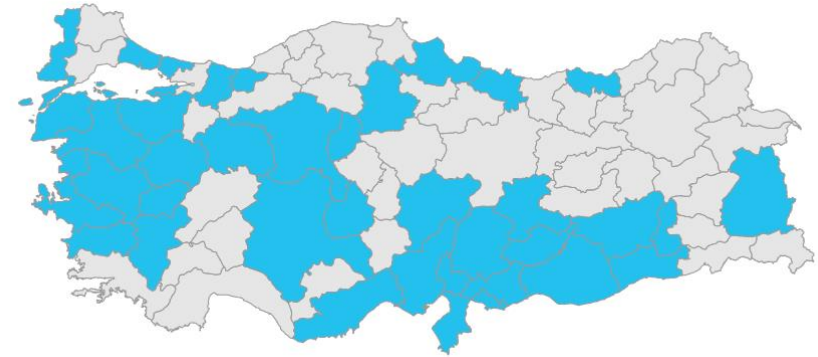
3RP 2024 – 2025 3RP Protection Sector Appeal Overview

2025 Number of Appealing Partners: 39 organizations

2025 Total Appealed Sector Budget : 312.81 Million USD

<p>Geographical Coverage</p>	<ul style="list-style-type: none"> 2024: National Coverage + specific implementation in 38 provinces 2025: National Coverage + specific implementation in 39 provinces
<p>Activities targeting non-Syrian refugees</p>	<ul style="list-style-type: none"> 2024: 63% of the partners 2025: 77% of the partners
<p>Cross-Sectoral Activities</p>	<ul style="list-style-type: none"> 2024: 66% of the partners 2025: 67% of the partners
<p>Persons with Disabilities</p>	<ul style="list-style-type: none"> 2024: 30% of the partners 2025: 33% of the partners
<p>Return Addendum Appeals</p>	<ul style="list-style-type: none"> 2025: 26% of the partners

2024



2025



Information Dissemination

Scope of activities and interventions: Information dissemination activities focusing on protection needs and services, as well as gender-based violence (GBV) and child protection (CP)

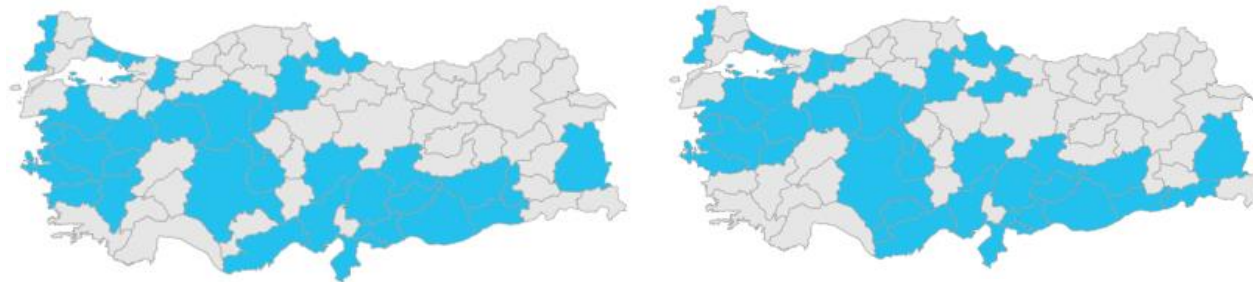
Partners

30 → 34

Targets

	2025 Target	Voluntary Return%	Compared to 2024 (Target)
General protection coverage (2.2.1)	1,998,316	%8	25% decrease
GBV (3.2.1)	108,066	%81	64% decrease
CP (4.2.4)	140,669	%72	0%

Geographical Coverage



Needs & Context

- 49% do not feel informed
- Especially Afghans and women household heads
- Access to PDMM services, resettlement and access to social assistance are among the priority information needs
- TRC's call center records also show that the majority of people who need information (64%) are women.
- According to Union of Municipalities of Türkiye (UMT)'s post-earthquake needs report (2024), increased demand for information following the EQ created a particular need to inform citizens about rights and available services.

Social Cohesion

Scope of activities and interventions: Activities that are carried out with institutions to promote social cohesion and events aimed at joint participation of refugees and host community (one-off as well as structured and sustainable activities).

Partners
28 → 26

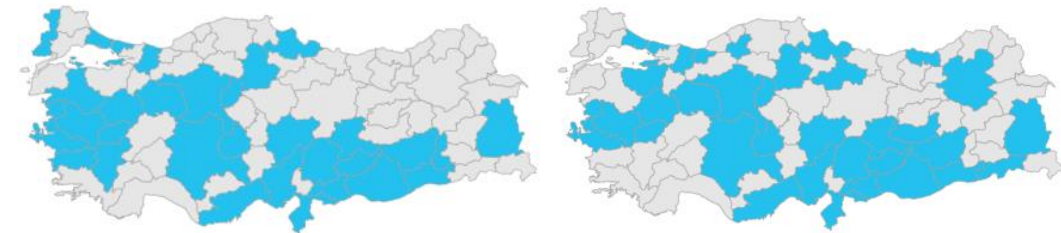
Targets

	2025 Target	Voluntary Return%	Compared to 2024 (Target)
Individuals participating in one-off events (2.5.1)	22,505	N/A	62% decrease
Joint activities for the participation of individuals (2.5.2)	20,460	N/A	75% decrease
Activities carried out with institutions (2.5.3)	121	N/A	163% increase

Needs & Context

- 47% of respondents observe increased tension and conflict between refugees and host community. This ratio increased compared to previous year (41%).

Geographical Coverage



Community Mobilization

Scope of activities and interventions: Activities and empowerment programs targeting mobilization of communities

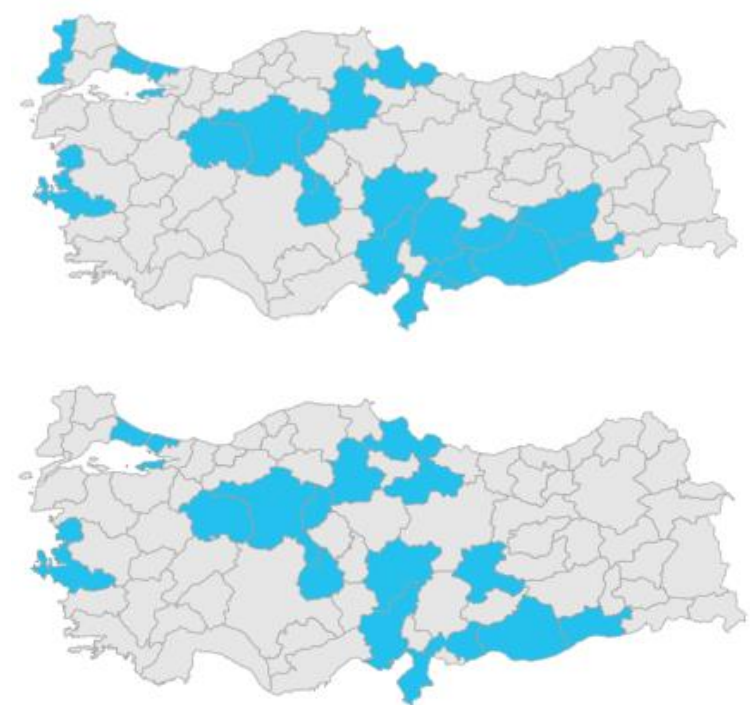
Partners

9 → 13

Targets

	2025 Target	Voluntary Return%	Compared to 2024 (Target)
Individuals participating in activities and empowerment programs (2.3.1)	15,100	N/A	19% decrease

Geographical Coverage



Mental Health and Psychosocial Support

Scope of activities and interventions: Psychosocial support (PSS) for children and adults

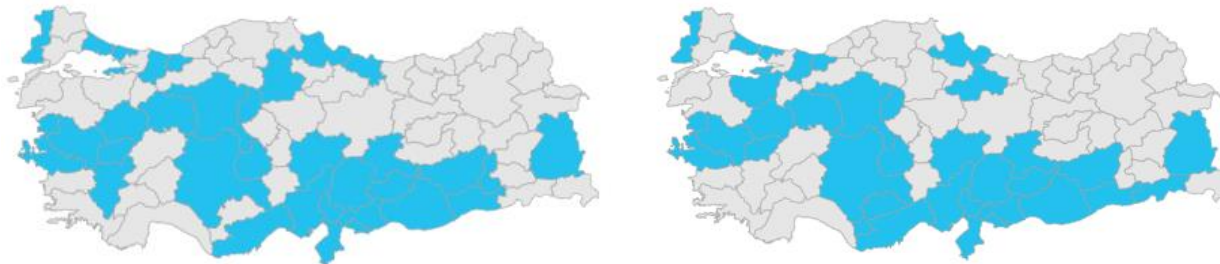
Partners

32 → 31

Targets

	2025 Target	Voluntary Return%	Compared to 2024 (Target)
PSS for adults (2.1.5)	134,437	17%	22% decrease
PSS for children (4.2.2)	85,948	68%	5% increase

Geographical Coverage



Needs & Context

- 61% of respondents observed increased levels of stress in their communities.
- Iranians, individuals residing in Southeast and women are the priority individuals in need
- UNFPA's Situation Report (2024) underlines that especially youth in EQ zones experience loneliness, stress and depression due to disruptions in education and inadequate social support. Increasing the accessibility of psychosocial support services is critical in this regard.
- UNICEF's School Integration Report (2024) states that the recent increase in peer bullying has increased children's need for psychosocial support and that the support provided by parents is inadequate.

Legal Assistance and Counseling

Scope of activities and interventions: Legal assistance and counseling provided for individuals, legal aid trainings

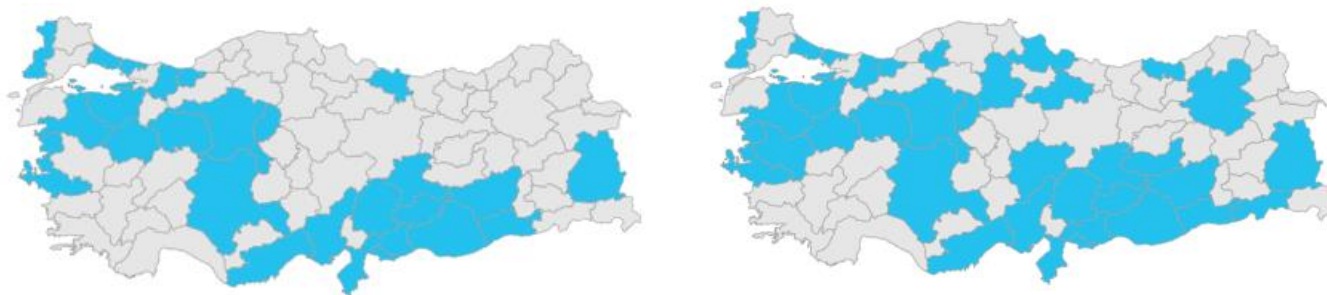
Partners

20 → 21

Targets

	2025 Target	Voluntary Return%	Compared to 2024 (Target)
Legal assistance and counseling (1.4.1)	64,363	74%	35% increase
Legal aid trainings (1.4.2)	3,265	86%	50% decrease

Geographical Coverage



Needs & Context

- Compared to previous round, there is an increase in those that require legal assistance/aid (25%).
- Women, Iranians, individuals residing in the Aegean region and urban areas should be prioritized in terms of legal assistance.
- 66% of respondents noted they did not access support via legal clinics, whereas 18% confirmed access during the earthquake recovery period and 16% indicated they received support prior to the earthquakes. Households with male headed households, female participants, non-Syrian refugees, and individuals residing in urban areas should be prioritized. (Asked of participants residing in provinces where legal clinics are located)
- 33% of respondents stated that they did not receive support from a Turkish lawyer, while the most important support mechanism for those who could receive legal support was national and international NGOs (24%). 22% of participants stated that they received support from a private lawyer, and 17% stated that they received support from a lawyer appointed by the Bar Association.

Cash for Protection/In-Kind Assistance

Scope of activities and interventions: Cash-based/in-kind assistance provided to meet protection needs

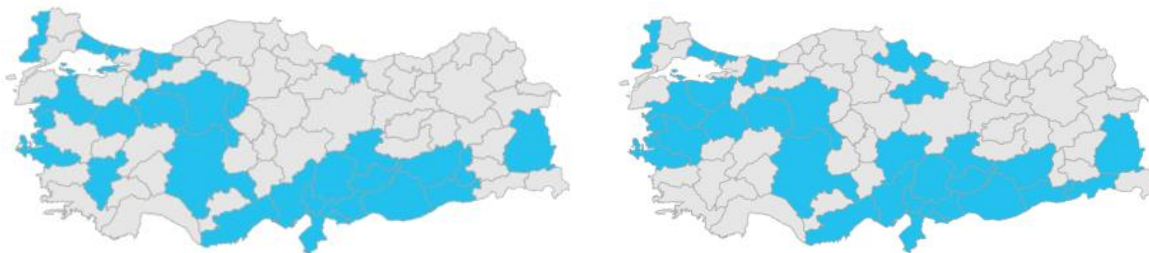
Partners

20 → 19

Targets

	2025 Target	Voluntary Return%	Compared to 2024 (Target)
Number of individuals receiving cash/in-kind assistance needs (2.1.4)	106,508	24%	8% increase

Geographical Coverage



Needs & Context

- 82% of the respondents indicated that they could not fully meet their monthly expenses and basic needs. In this case, 73% of households adopt survival strategies that pose serious protection risks. Regarding survival strategies, women, Iranians, individuals residing in the Southeast region, and urban areas should be prioritized.
- Rent/housing, food and essential non-food items are among the most difficult costs and expenses to cover.
- Rent/housing assistance should prioritize Syrians, individuals residing in the Southeast, and urban participants.
- Reducing food expenditure and essential food intake are among the top survival strategies applied. In terms of reducing essential food expenditure, partners should primarily target women, Iranians, and individuals residing in the Aegean and rural areas. For interventions related to the reduction of essential food intake, women, Iranians, and individuals residing in the Southeast, Aegean and in rural areas should be the focus.
- 30% of the respondents stated that they received regular assistance and 18% received one-off assistance. 7% of those receiving social assistance received cash, 19% received in-kind, and 4% received both. Therefore, programming should focus more on activities aimed at cash support.

Persons with Specific Needs

Scope of activities and interventions: Identification, referral and benefitting from protection services for persons with specific protection needs

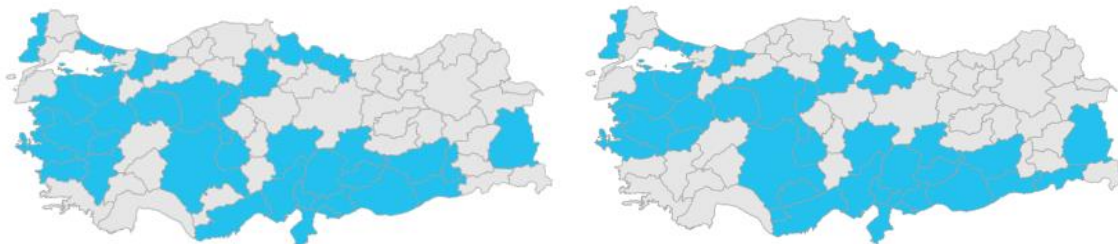
Partners

36 → 38

Targets

	2025 Target	Voluntary Return%	Compared to 2024 (Target)
Individuals benefitting from protection activities (2.1.1)	542,362	21%	14% increase
Individuals with specific needs/vulnerabilities assessed (2.1.2)	318,963	16%	40% decrease
Referrals of individuals to specialized/multisectoral services (2.1.3)	252,824	18%	6% increase

Geographical Coverage



Needs & Context

- 50% of respondents indicated that there is an increase in child labor, and 54% indicated there is an increase in peer bullying.
- 36% emphasized that conflict between household members increased, and 30% underlined that there is an increase in domestic violence.
- 33% observed increase in forced child begging, and 28% reported increase in child marriages
- 26% observed an increase in GBV against women and girls
- 29% observed an increase in physical and emotional violence (asked for the first time in this round)

Trainings/Technical Capacity Development

Scope of activities and interventions: Protection trainings, development of legal aid mechanisms, improvement of service delivery to persons with special needs, mitigation/prevention of GBV risks, children's rights and protection

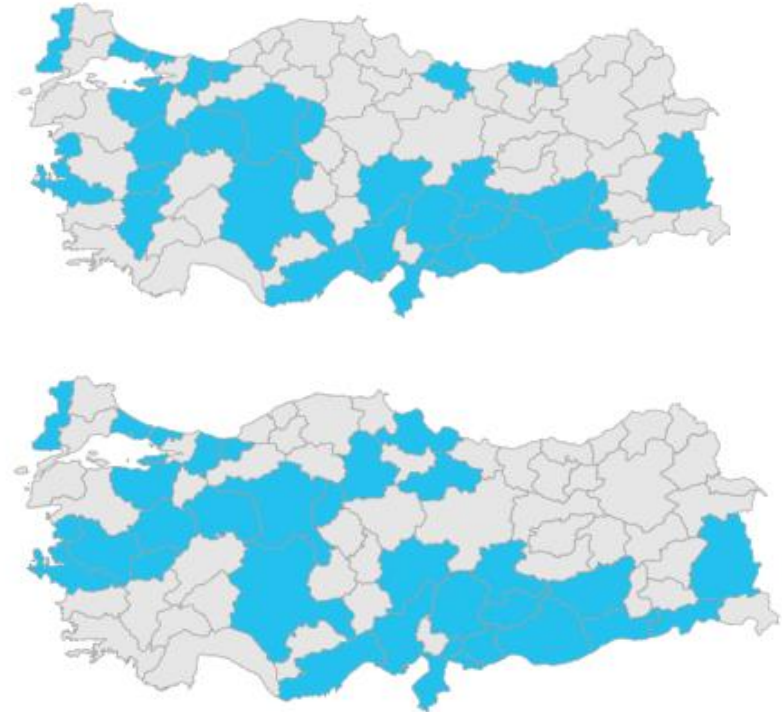
Partners

22 → 22

Targets

	2025 Target	Voluntary Return%	Compared to 2024 (Target)
Protection training (1.1.1)	24,005	11%	45% decrease
Legal aid mechanisms (1.4.2)	3,265	86%	50% decrease
Persons with specific needs (2.6.1)	8,835	57%	132% increase
GBV (3.3.1)	2,900	26%	6% decrease
Child Protection (4.3.1)	13,075	61%	63% increase

Geographical Coverage



Institutional Support

Scope of activities and interventions: Physical and human resources capacity development support for institutions

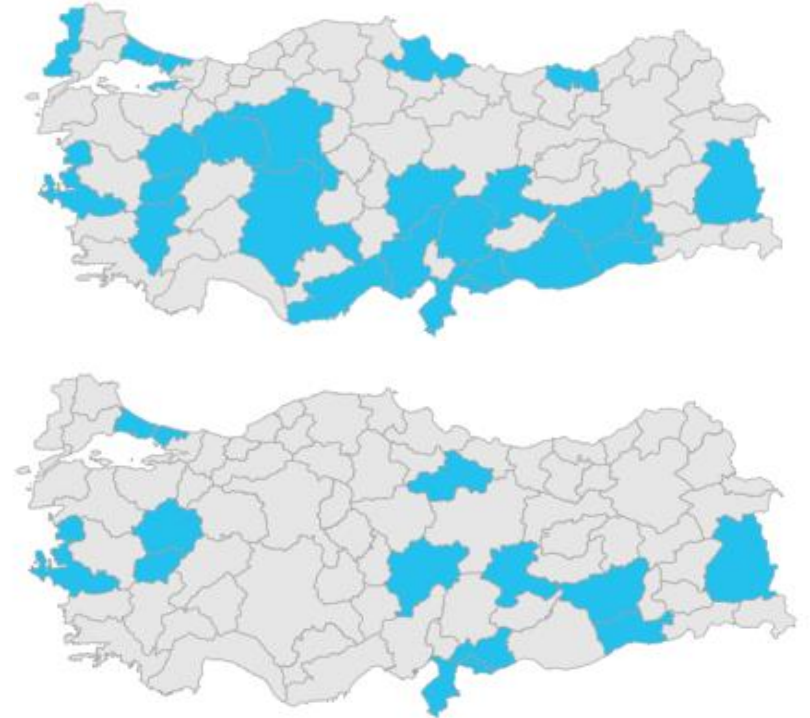
Partners

13 → 9

Targets

	2025 Target	Voluntary Return%	Compared to 2024 (Target)
Improving physical capacity (2.6.2)	16	63%	66% decrease
Improving HR capacity (2.6.3)	228	4%	553% increase
GBV (3.3.2 & 3.3.3)	3 & 62	67% & 3%	67% decrease & 27% decrease
CP (4.3.2 & 4.3.3)	2 & 18,091	0% & 0%	80% decrease & 58258% increase

Geographical Coverage



Gender Based Violence

Scope of activities and interventions: Assessment of GBV survivors and those at risk, GBV specific response services and referral to these services, information campaigns, GBV related activities to raise public awareness on access to rights and services, improvement of technical capacity (physical and HR)

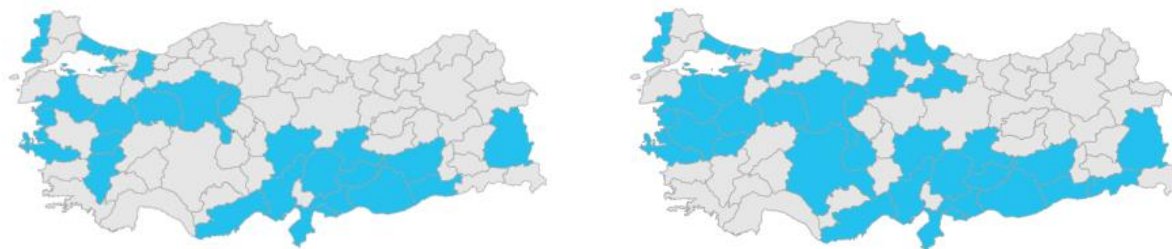
Partners

26 → 27

Targets

	2025 Target	Voluntary Return%	Compared to 2024 (Target)
Provision of GBV specific response services (3.1.2)	21,847	50%	12% decrease
Individuals referred to multi-sectoral GBV specific response services (3.1.3)	18,842	55%	16% decrease

Geographical Coverage



Needs & Context

- 30% indicated that there is an increase in domestic violence. The percentages are higher among women respondents.
- 26% of respondents observed an increase in incidents of sexual violence against women and/or girls in their communities. It was mostly reported by Iranians, women, and those residing in the Southeast and urban areas.

Scope of activities and interventions: Referral and assessment of children identified to be at risk, community-based CP activities, positive parenting programmes, information campaigns focusing CP, capacity sharing (physical and HR)

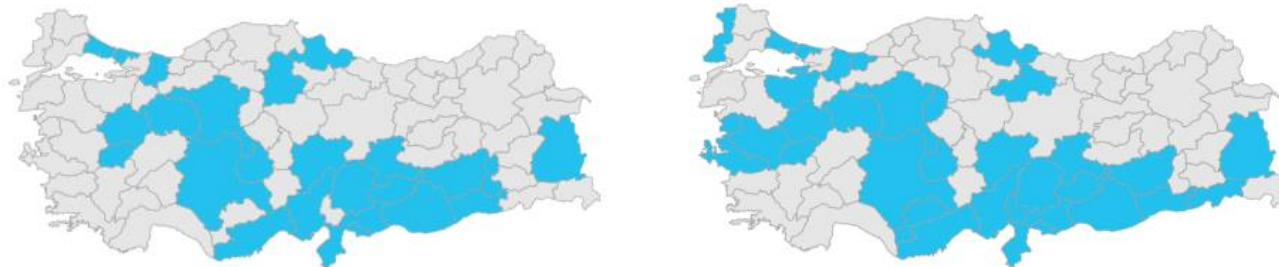
Partners

29 → 29

Targets

	2025 Target	Voluntary Return%	Compared to 2024 (Target)
Number of children referred to specialized/multi-sectoral services (4.1.3)	115,006	31%	23% increase

Geographical Coverage



Needs & Context

- 50% of respondents observed an increase in child labor – highest reported by Syrians, individuals residing in Southeast and urban respondents.
- 54% reported increased peer bullying among host community and refugee children – most intensely reported among Syrians
- 28% observed an increase in child marriages – higher among Iraqis, individuals residing in Southeast and urban respondents.

Feedback, Complaints and Response Mechanisms

Scope of activities and interventions: Establishing and maintaining feedback mechanisms

Partners

29 → 29

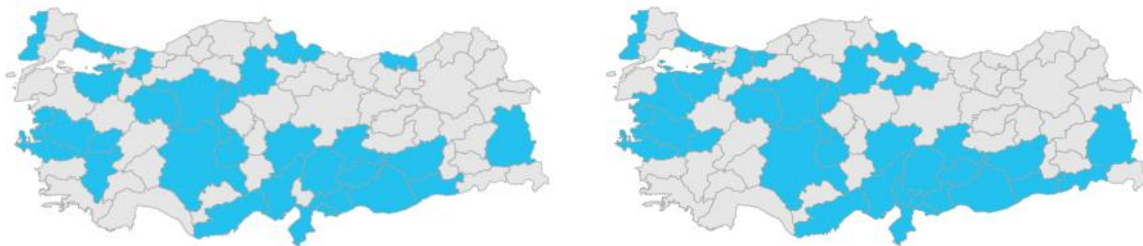
Targets

	2025 Target	Voluntary Return%	Compared to 2024 (Target)
Mechanisms established and/or maintained (2.4.1)	245	15%	81% increase
Feedback and complaints received and followed-up (2.4.2)	30,979	55%	37% decrease

Needs & Context

- 55% of the respondents are not aware of feedback, complaint and response mechanisms. This is higher for Afghans, individuals residing in Marmara and rural areas.
- Hotlines/helplines are the most well-known mechanisms among participants.

Geographical Coverage





Inter-Agency
Coordination
Türkiye

Prioritization for the 3RP 2025 National PWG
3RP National Protection Sector Coordination Team

3RP National PWG Work Plan

General 3RP Activities and Ongoing Protection Sector Activities



- **3RP Protection Sector Planning, Implementation and M&E Processes**
 - Organization of National Protection Sector Validation Meetings for the 3RP Protection Sector Strategy
 - Revision and validation of the 3RP Protection Sector Strategy
 - Mid-year review
 - Year-end evaluation meeting
 - ActivityInfo reporting
 - Monthly Protection Sector dashboards
- **Accountability to Affected Populations (AAP)**
- **Data Collection and Analysis**

3RP National PWG Work Plan

Activities Planned to Remain in the 2025 Work Plan



- Refugees with Disabilities and Older Refugees
- Access to International Protection
- Collaboration with Public Institutions
- Advocacy

3RP National PWG Work Plan

Pending Activities from 2024



- The activities listed below were included in the 2024 Work Plan but could not be implemented. They are planned to be included in the 2025 plan.
 - Dedicated online trainings targeting 3RP partners on the revised inter agency referral form including disability considerations and complementary guidance to mainstream the use of revised referral form
 - Identification, compilation and dissemination of good practices on advocacy with public institutions, local authorities and donors

- The activities listed below were included in the 2024 Work Plan but could not be implemented. They are planned to be removed from the 2025 plan.
 - Improving the accessibility of the Services Advisor platform
 - Development and endorsement of an 'expression of commitment' template for 3RP partners

3RP National PWG Work Plan

Activities Added in the Context of Voluntary Return for 2025



- **Activities planned for inclusion in the work plan related to voluntary return:**
 - Information dissemination activities within the scope of voluntary return & two-way communication with partners
 - Organizing trainings related to voluntary return
 - Data collection and analysis in the context of voluntary return (Community Pulse Survey)

3RP National PWG Work Plan *Prioritization Session for 2025*



1. What are your capacity building needs for 2025?
2. What are the necessary activities/needs regarding voluntary returns?
3. What are your needs and/or priorities outside of the voluntary return context/in the context of general programming?



Menti Code: 9609 9874

AoB



- Next meeting is planned for May. However, ad hoc meetings may be arranged if needed and depending on developments in the situation.
- Due to recent funding developments, our meetings will be held in Turkish for the time being. If this poses a challenge for your organization's participation, please do not hesitate to contact us.



**Inter-Agency
Coordination**
Türkiye