

# SPAIN SEA AND LAND ARRIVALS

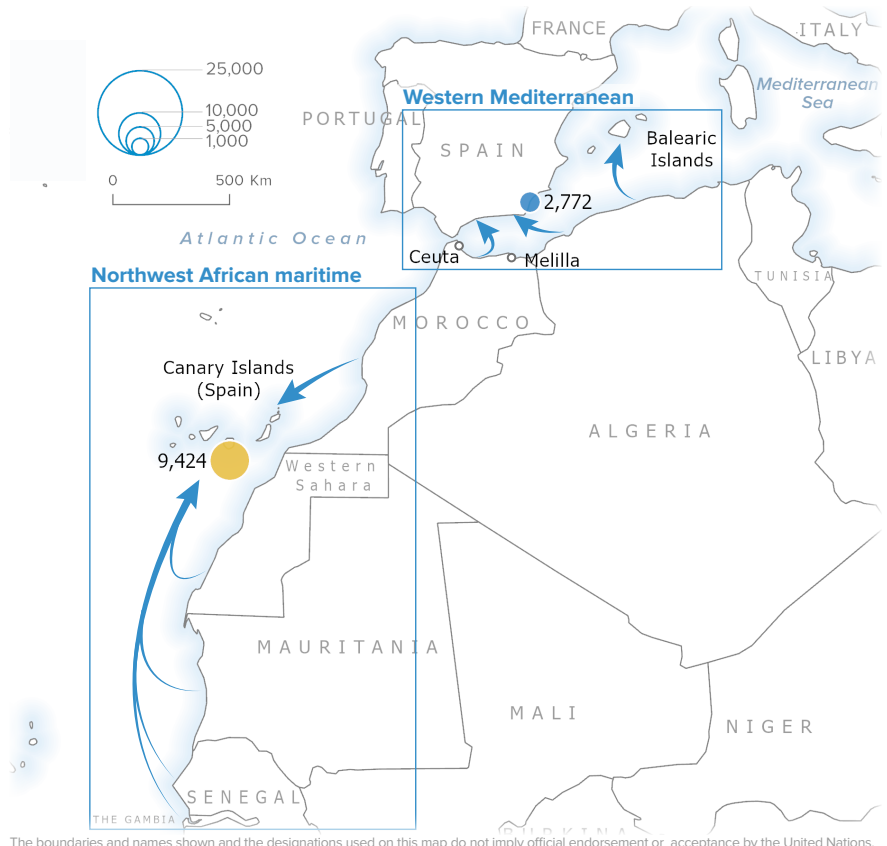
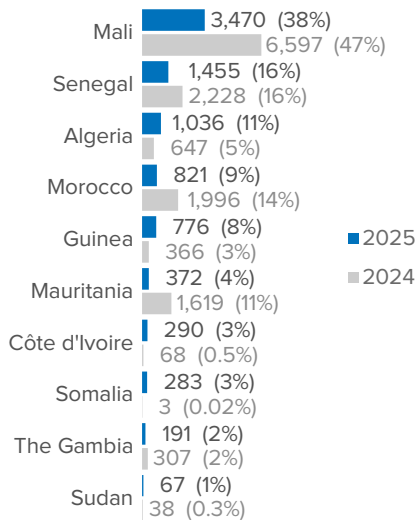
1 Jan - 31 Mar 2025

## Arrivals in Spain

**12,196** **-26%**  
 Sea and land arrivals **Dif. 2024**

Arrivals in Spain include two different routes, the Western Mediterranean and the Northwest African Maritime route.

### Most common nationalities of arrivals (Jan-Feb)




## Western Mediterranean

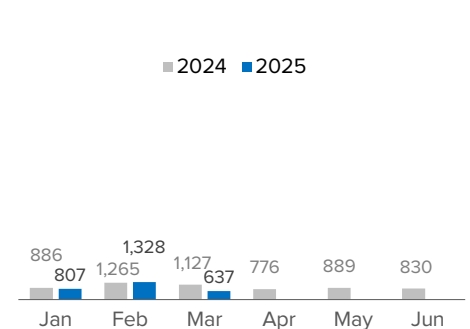
**2,772** **-15%**  
 Sea and land arrivals **Dif. 2024**

The Western Mediterranean route includes arrivals in mainland Spain, Balearic Islands, Ceuta and Melilla.

### Most common nationalities of arrivals: Western Mediterranean (Jan - Feb 2025)



### Arrivals trend by month: Western Mediterranean

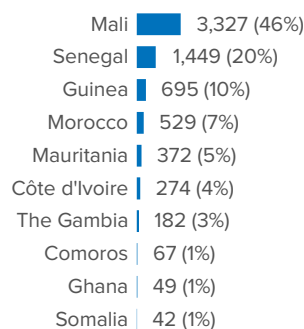


## Northwest African Maritime

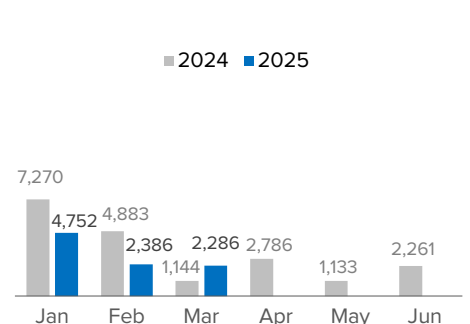
**9,424** **-29%**  
 Sea arrivals **Dif. 2024**

The Northwest African maritime route includes arrivals in the Canary Islands..

### Most common nationalities of arrivals: N.W. African Maritime (Jan - Feb 2025)



### Arrivals trend by month: N.W. African Maritime



Source: UNHCR estimates from data collected in the field and from data published by Ministry of Interior. Nationalities: Frontex public data.