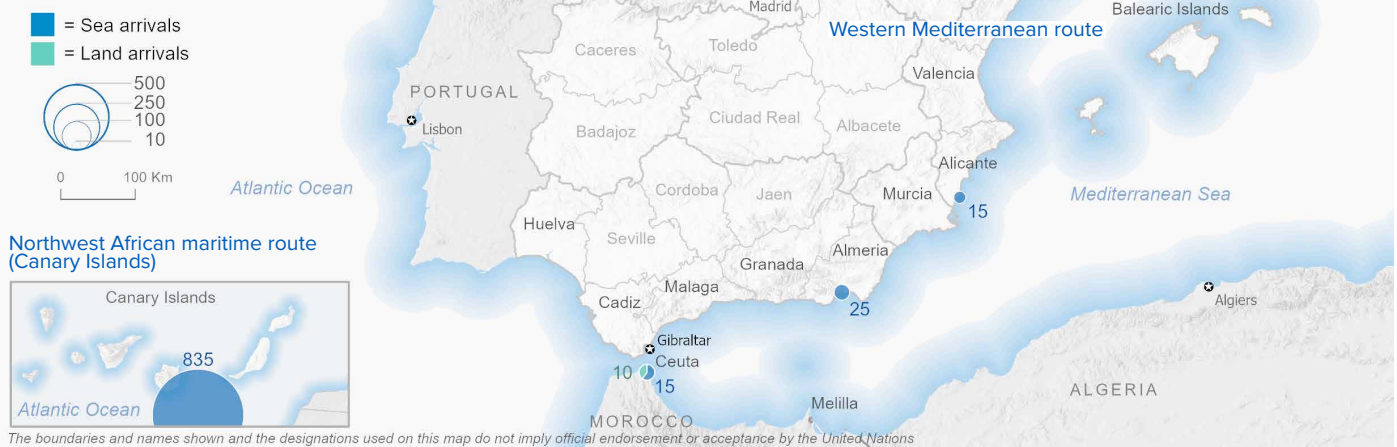


SPAIN Weekly snapshot - Week 14 (31 Mar - 6 Apr 2025)

The charts below are based on figures from the Ministry of Interior and UNHCR estimates. All figures are provisional and subject to change

Refugees & migrants: sea and land arrivals in week 14¹



Arrivals in Spain

12,822
 Arrivals as of 6 Apr 2025²

-26%
 Dif. 2024

12,661
 Sea Arrivals²
 Dif. 2024: -26%

161
 Land Arrivals²
 Dif. 2024: +18%

898
 Arrivals Week 14¹
 Dif. last week: +166%
 Dif. 2024: +14%

Western Mediterranean

2,833
 Arrivals as of 6 Apr 2025²

-17%
 Dif. 2024

2,672
 Sea Arrivals²
 Dif. 2024: -19%

161
 Land Arrivals²
 Dif. 2024: +18%

63
 Arrivals Week 14¹
 Dif. last week: -81%
 Dif. 2024: -67%

Northwest African maritime (Canary Islands)

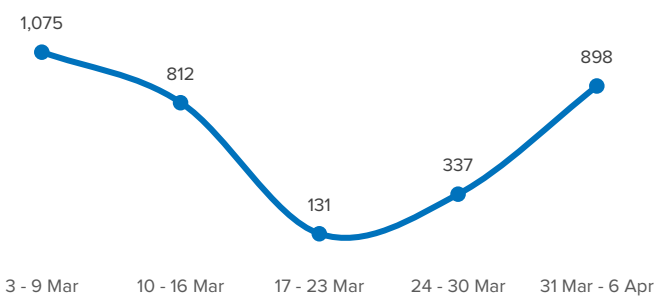
9,989
 Arrivals as of 6 Apr 2025²

-28%
 Dif. 2024

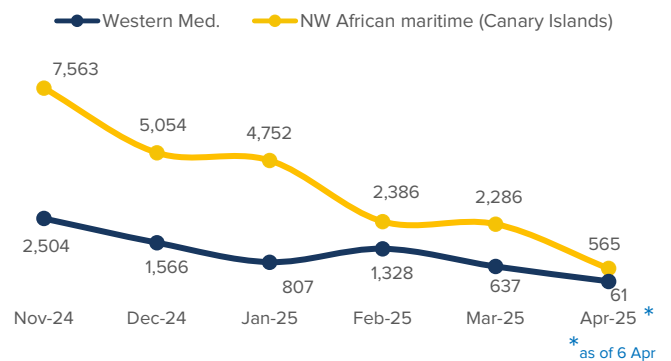
9,989
 Sea Arrivals²
 Dif. 2024: -28%

835
 Arrivals Week 14¹
 Dif. last week: -
 Dif. 2024: +41%

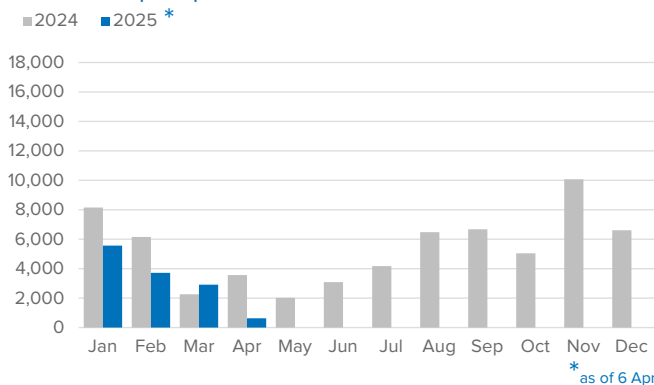
Arrivals in Spain during the last five weeks¹



Arrivals in Spain by route during the last six months²



Arrivals in Spain per month²



Arrivals in Spain per year²

