

ITALY WEEKLY SNAPSHOT (07 APR - 13 APR 2025)

Sea arrivals¹

11,759

year-to-date arrivals

2,591

month-to-date arrivals

16,060

year-to-date arrivals in 2024

4,644

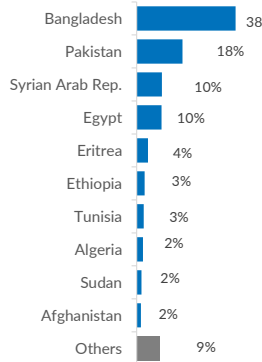
month-to-date arrivals in 2024

-27%

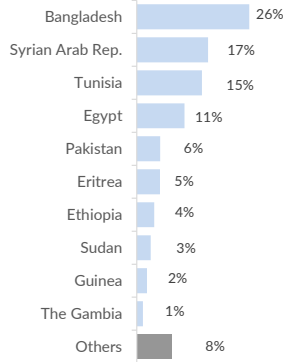
-44%

Top 10 most common countries of origin

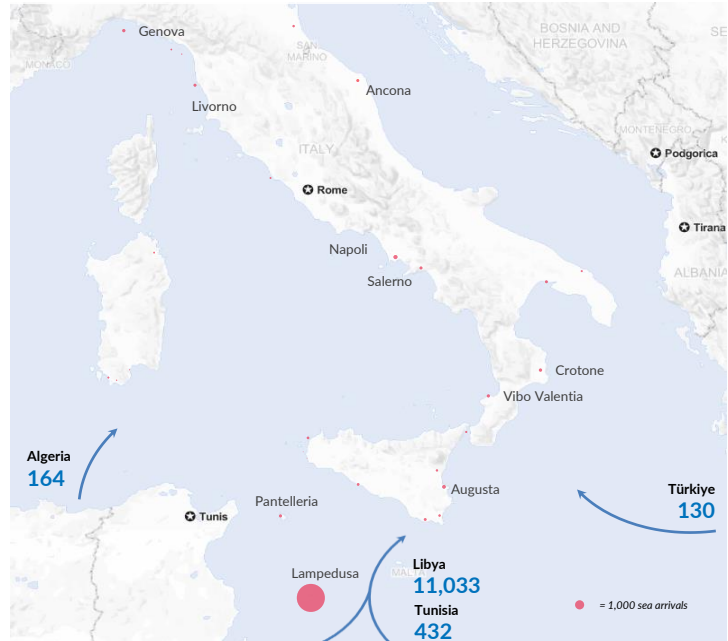
January - February 2025



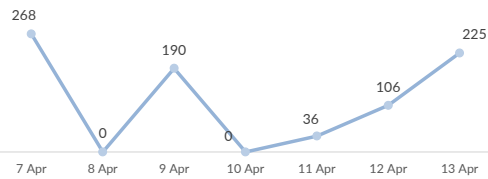
January - February 2024



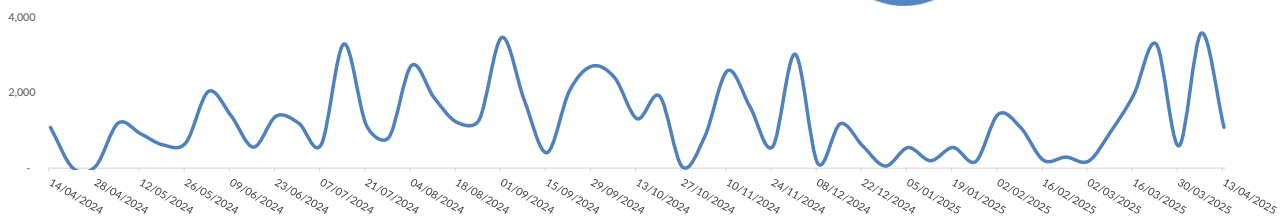
Sea Arrivals in 2025 by disembarkation site



Daily sea arrivals last week (07 Apr - 13 Apr 2025)



Weekly sea arrivals last year

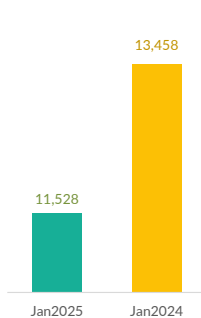


Sea arrivals by gender and age, Jan - Feb 2025

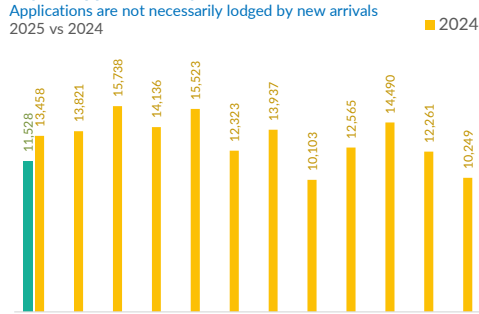
82% - Men


 3% - Women
 3% - Children (accompanied)
 12% - Children (unaccompanied)

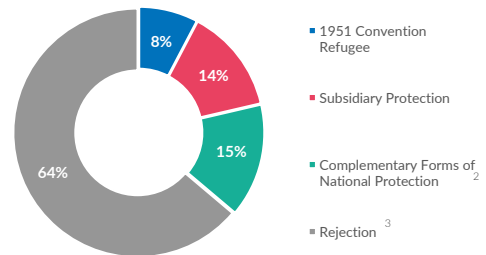
Asylum applications, Jan 2025 vs Jan 2024



Asylum applications by month, Applications are not necessarily lodged by new arrivals 2025 vs 2024



First-Instance RSD Decisions, Jan-Dec 2024



Total first-instance decisions (Jan-Dec 2024)

77,934

 Total pending cases (as of Dec 24)⁴
207,287

¹ The charts above are based on figures from the Italian Ministry of Interior and UNHCR estimates. All figures are provisional and subject to change. Please note that, in addition to sea arrivals, Italy also receives land arrivals and air arrivals. The present document focuses on sea arrivals only, as per official figures provided by the Italian Ministry of Interior.

² Complementary forms of national protection include decisions granting authorization to stay for humanitarian reasons under national law to persons who are not eligible for international protection, but nonetheless at risk of violation of articles 3 and 8 of the ECHR in case of return.

³ Rejection includes all cases closed, including decisions not taken on the merits, such as inadmissibility decisions and no-shows.

⁴ Source: Ministry of Interior. This includes pending cases at first and second instance.