SOUTH SUDAN

Overview of Spontaneous Refugee Returns

(as of 31 March 2025)

26,095

Tota number South Sudanese **Refugee Arrivals** in March 2025

21,301

South Sudanese **Returnees** in March 2025*

2.3M *South Sudanese Refugees in the region as of 31 March 2025*

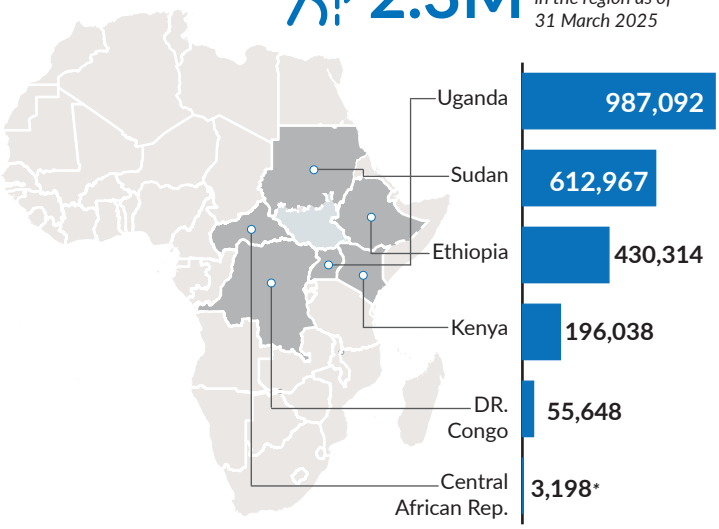

**CAR statistic is as of 31 January 2025.*

An accumulated number of **1,690,146** Spontaneous refugee returnees have been reported since the signing of the revitalized peace agreement in October 2018 to 31 March 2025.

The Office of the United Nations High Commissioner for Refugees (UNHCR) in South Sudan and the South Sudan Relief and Rehabilitation Commission (RRC) are hereby pleased to share the monthly update detailing the status of spontaneous refugee returns in South Sudan. This update specifically addresses the South Sudanese returning who have been adversely affected by the ongoing conflict in Sudan.

The dashboard highlights cross-border refugee movements of South Sudanese from neighboring countries during the month of March 2025.

**Intend to permanently return to South Sudan.*

Monthly arrivals for the last 6 months

*According to UNHCR, IOM and RRC joint border monitoring data, a total of **17,362** South Sudanese have been reported **from Sudan in** March 2025.*

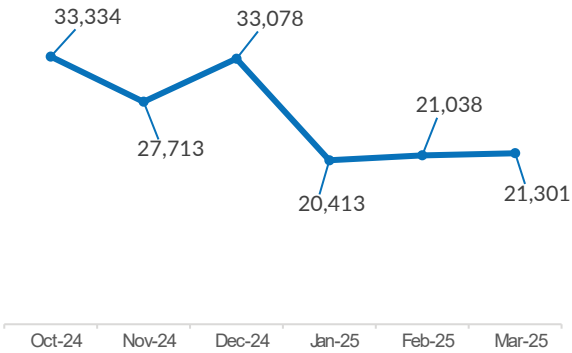

Spontaneous Refugee Arrivals by Country of Asylum

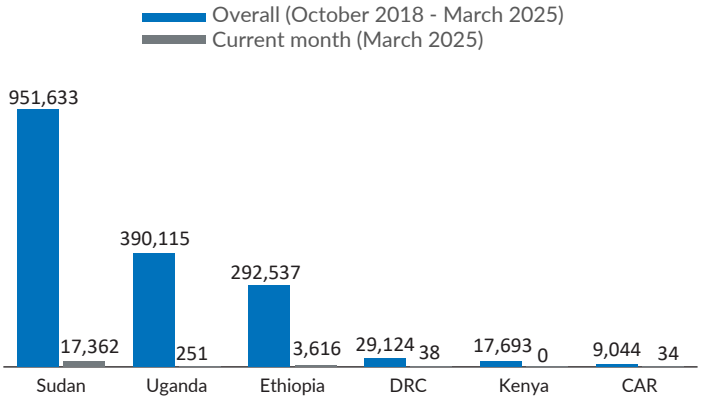

Returns from October 2018 to March 2025

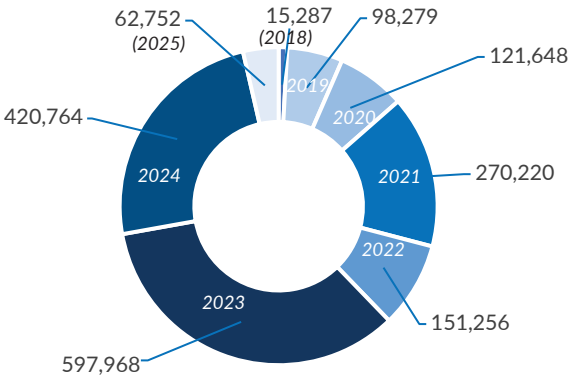

Arrivals per State for the month of March 2025

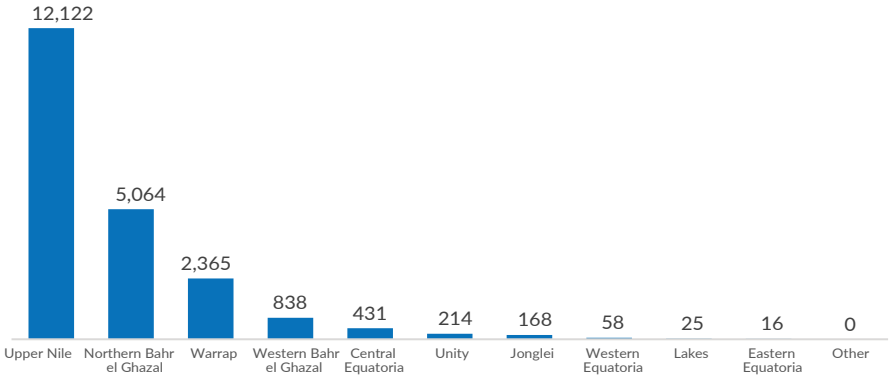

Top 5 cumulative counties of return from October 2018 to March 2025

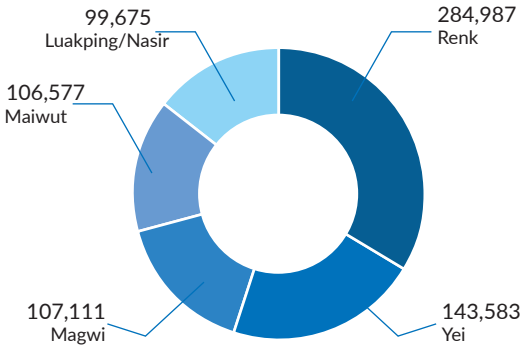

Top 3 border entry point - March 2025

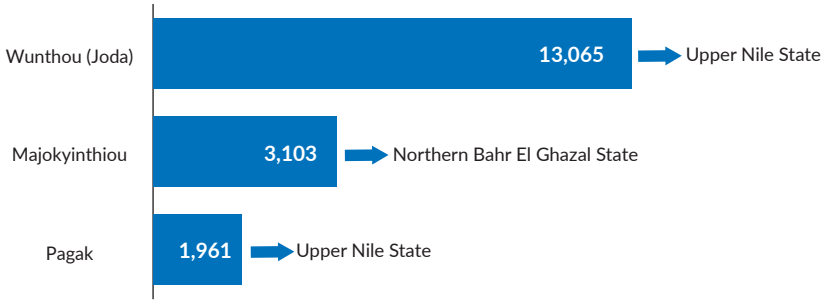

SOUTH SUDAN

Overview of Spontaneous Refugee Returns

(as of 31 March 2025)

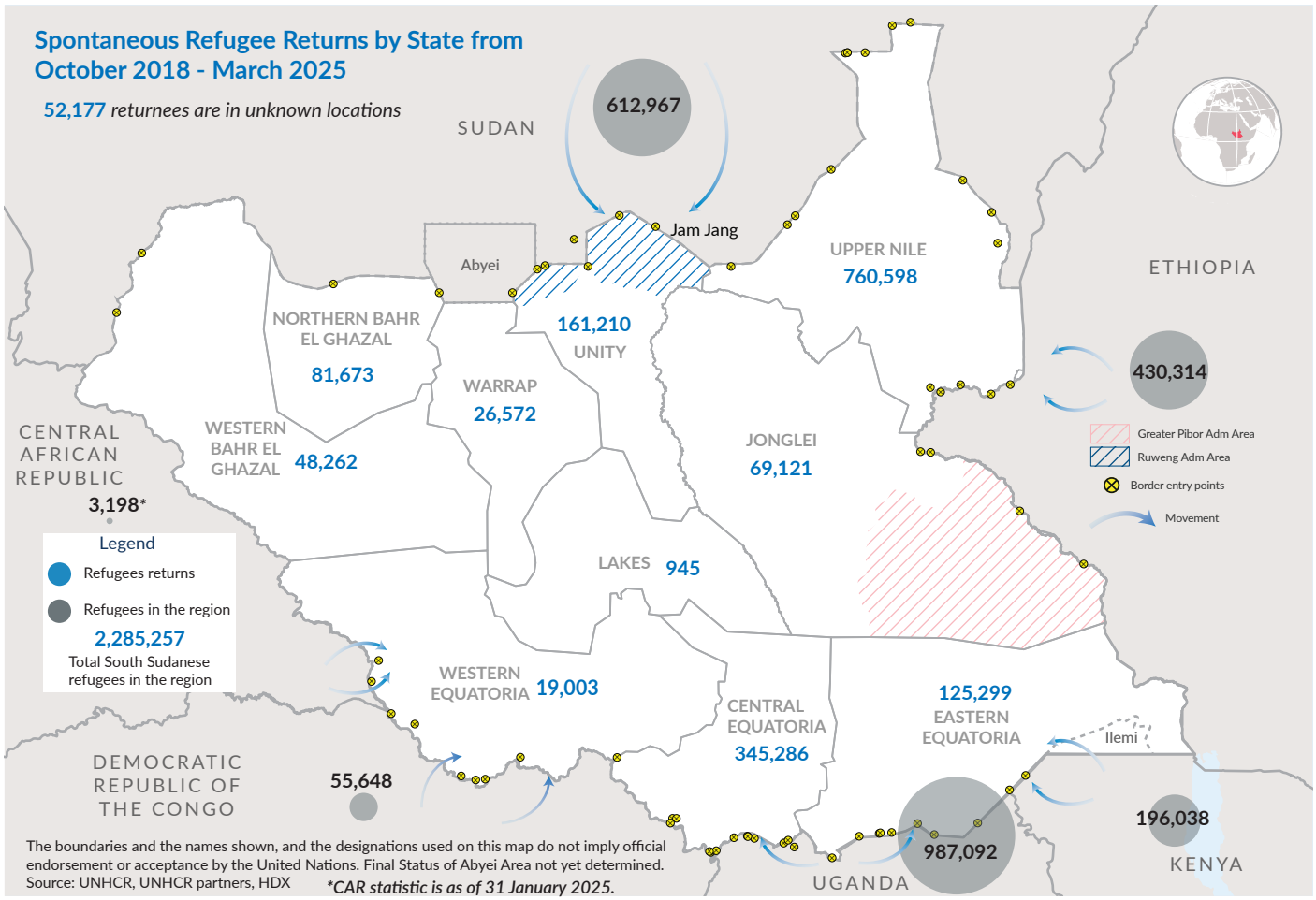

KEY HIGHLIGHTS ON REFUGEE RETURNS

The return of **21,301** South Sudanese was verified and reported in March 2025. There is slight decrease **(1%)** as compared to the returns recorded in the month of February 2025.

The returnees arrival is due to insecurity in some of the countries of asylum especially Sudan, reduction of food ration and lack of employment and livelihood opportunities which impacted the spontaneous refugee returns to South Sudan during the reporting month.

Most of the returns in March 2025 were from Sudan through Wunthou (Joda) crossing point in Upper Nile State and Majokyinthiou in Northern Bahr El Ghazal while returns from Ethiopia were through Matar/Burebiey in Upper Nile State.

This information on returnees was validated through UNHCR - IOM, RRC joint border monitoring on Sudan, Ethiopian and UNHCR Spontaneous Refugee border monitoring interviews for Uganda, Kenya, Democratic Republic of Congo, Ethiopia and Central Africa Republic during the month of March 2025 in areas of return in the following **10** states; Upper Nile, Central Equatoria, Northern Bahr el Ghazal, Unity, Warrap, Western Bahr El Ghazal, Jonglei, Eastern Equatoria, Western Equatoria and Lakes. Most of the verified returnees were from Sudan **(82%)** while less than **10%** were from , Ethiopia Uganda, Kenya, Democratic Republic of Congo and Central African Republic.

PUSH FACTORS

The most cited reasons for leaving Country of Asylum include:

- Fleeing Insecurity **(44%).**
- Food security-reduction in food ration **(33%).**
- lack of access to basic services**(18%).**

CONTRIBUTING PARTNERS

PULL FACTORS

The most cited reasons for returning to South Sudan from Country of Asylum include:-

- Reunite with family members (12%)
- Permanent return to country of origins **(10%)**
- Short visit for a family reasons **(7%)**

KEY PROTECTION CONCERNS AT BORDER POINTS AND IN AREAS OF RETURN ARE:

The most cited protection concerns at boder points and in areas of returns include:-

- Loss of Belongings/Theft, robbery, extortions **(14%)**
- Physical violence **(10%)**
- Medical emergency **(8%)**
- Confiscation of personal identification documents **(5%)**

METHODOLOGY

UNHCR in collaboration with Relief and Rehabilitation Commission (RRC) and partners monitors cross-border movements in areas of high return at 42 border entry points with Sudan recording the highest border entry points. Information is collected regularly at border points and in areas of high returns through KII and FGD. The information was then triangulated with data collected during physical observations, and meetings with local authorities, faith-based leaders, law enforcement agents, and immigration officers at border entry points and areas of returns.

Disclaimer: *The number recorded is only indicative, and it covers the borders where UNHCR and partners currently have presence. It is most likely that more returnees are arriving to South Sudan than recorded due to using unofficial border points and/or travelling at night.*