

Key figures



938,900

total returns¹

84,800

9%



124,100

UNHCR-assisted

4,600

4%



61,000

deportations

19,600

32%



Out of the overall returns **50%** are female, of which **29%** are girls. **58%** are children.

Blue figures above correspond to the period of 15 Sep. 2023 to 16 April 2025, while the **navy figures** refer only to those who arrived from 1 April 2025 to 16 April 2025.

Context

The Government of Pakistan publicly announced on 7 March 2025 the resumption of the "Illegal Foreigners Repatriation Plan" (IFRP) to include all Afghan Citizenship Card (ACC) holders who should voluntarily return to Afghanistan by 31 March 2025 or face deportation as of 1 April 2025.

Since 1 April, **84,800 have returned**, of which **19,600 were deported**. The majority of returns in April 2025 are Undocumented (73%), followed by ACC holders (26%) and Proof of Registration (PoR) card holders (1%).

Some 51% of the deportees are ACC and 1% PoR card holders, the remaining are undocumented, including 3% who approached UNHCR Pakistan.

In April alone, more arrests and detentions took place in Pakistan (12,948) than in 2024. Most of the arrests and detentions took place in Punjab province, followed by Balochistan.

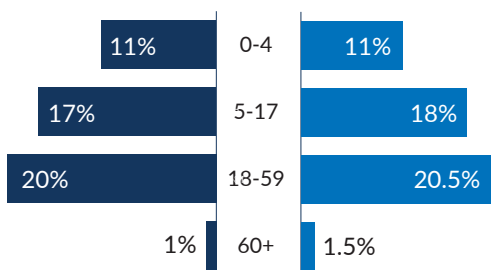
Overall returns by documentation (April 2025)



- Undocumented (73%)
- Afghan Citizenship Card holder (26%)
- Proof of Registration (PoR) holder (1%)

Returns assisted by UNHCR Afghanistan

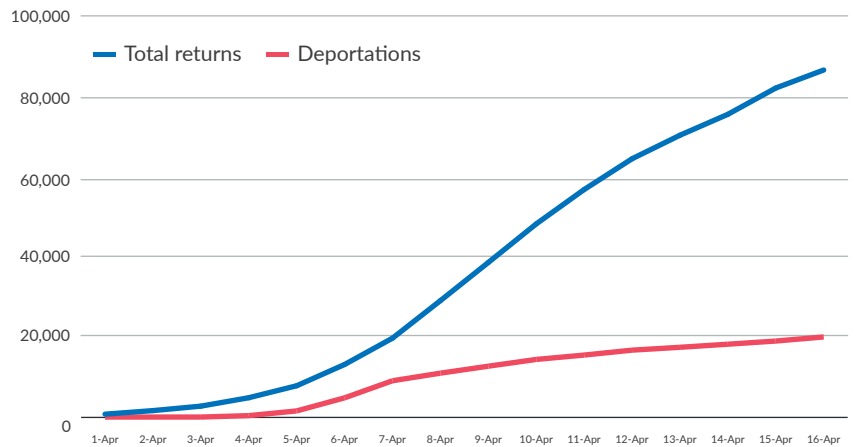
78% of the assisted are **women & children**



30% are **Female headed households**

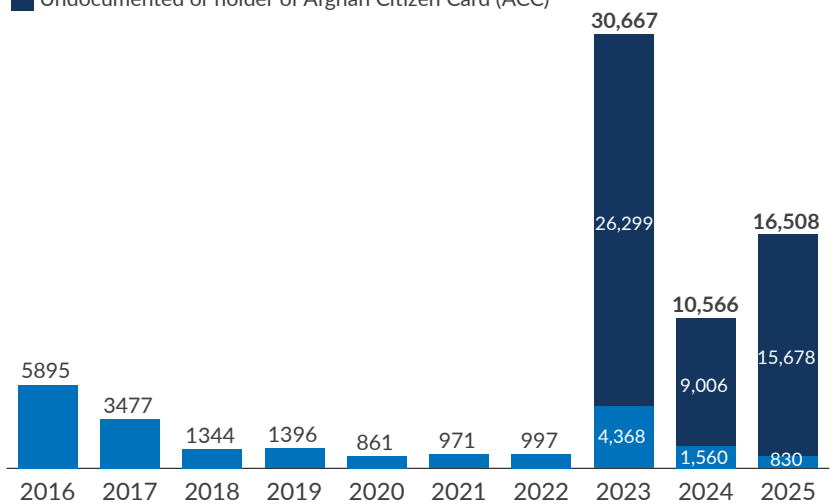
Total returns (cumulative since 1 April 2025)²

Number of people

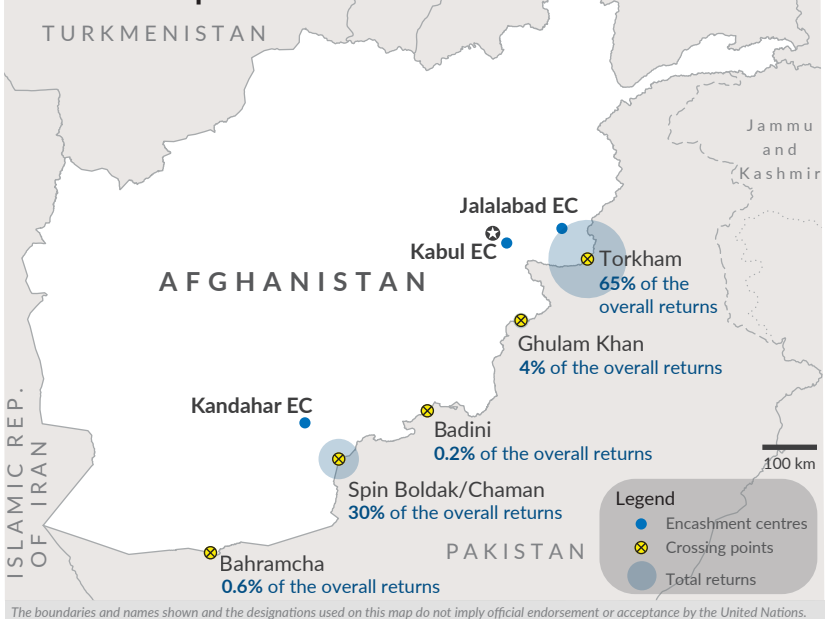


Afghan arrests and detentions in Pakistan (as of 12 Apr. 2025)

- Asylum seekers and holders of Proof of Registration (PoR)
- Undocumented or holder of Afghan Citizen Card (ACC)³



Situation map

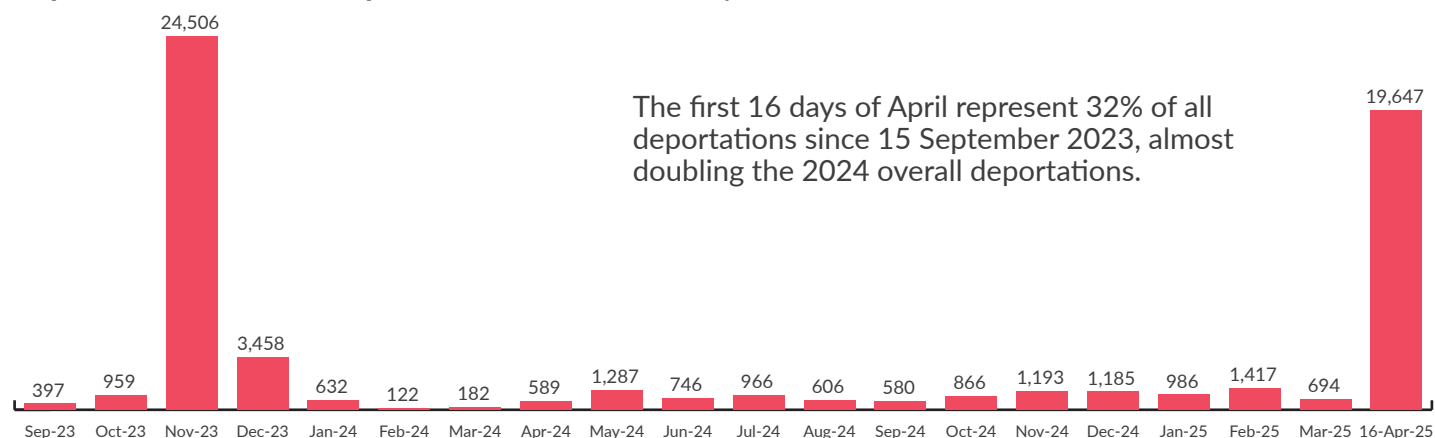


¹ An umbrella term that includes all returns including deportations, assisted Voluntary Repatriation (VolRep) and other returns of Afghans of all statuses such as PoR cardholders, ACC holders, and the undocumented, excluding passport holders.

² Return figures from 13 April 2025 onwards may fluctuate till validation process is concluded.

³ Prior to 2023, there was no data collected on the arrest and detention of ACC holders or undocumented Afghan nationals.

Deportations since 15 September 2023 (as of 16 April 2025)



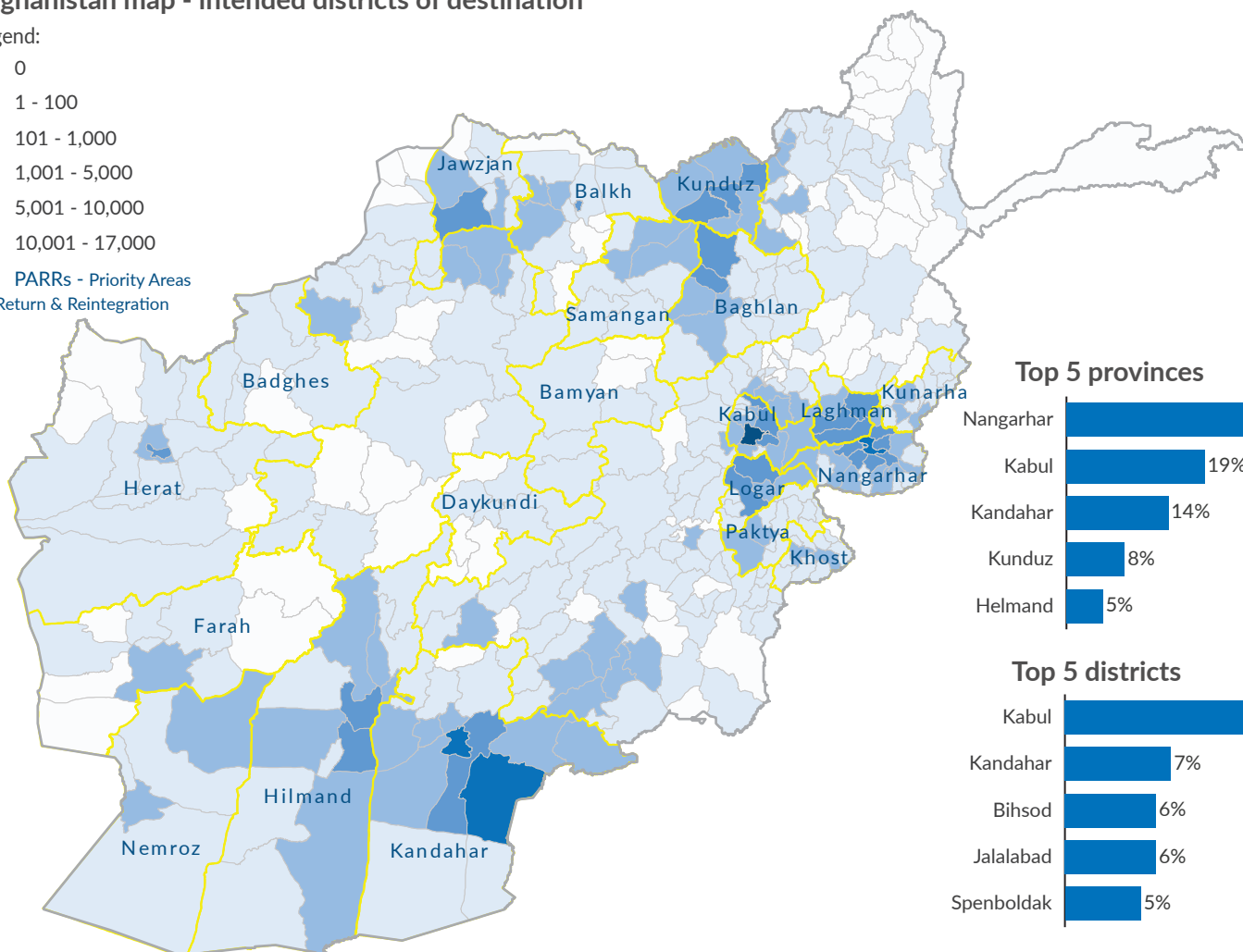

Returns assisted by UNHCR Afghanistan

In Afghanistan, UNHCR continued to biometrically process and provide cash assistance to PoR card holders and their nuclear family members, UNHCR slip holders, asylum seeker certificate holders and other Protection referrals. This support aimed to alleviate the difficulties faced by Afghan nationals who returned home hastily, and often largely unprepared due to the circumstances in Pakistan.

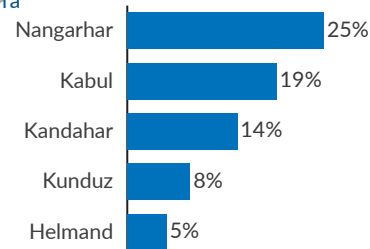
Since 15 September 2023, over 124,100 individuals returning from Pakistan have been provided with cash assistance in Kabul, Kandahar and Jalalabad encashment centres, including over 79,100 PoR cardholders. Out of the assisted, some 2.4% are individuals with disabilities and over 3,300 PoR card holders, UNHCR slip holders and Asylum certificate holders were deported.

Afghanistan map - intended districts of destination

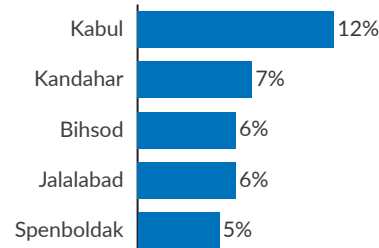
Legend:



Top 5 provinces

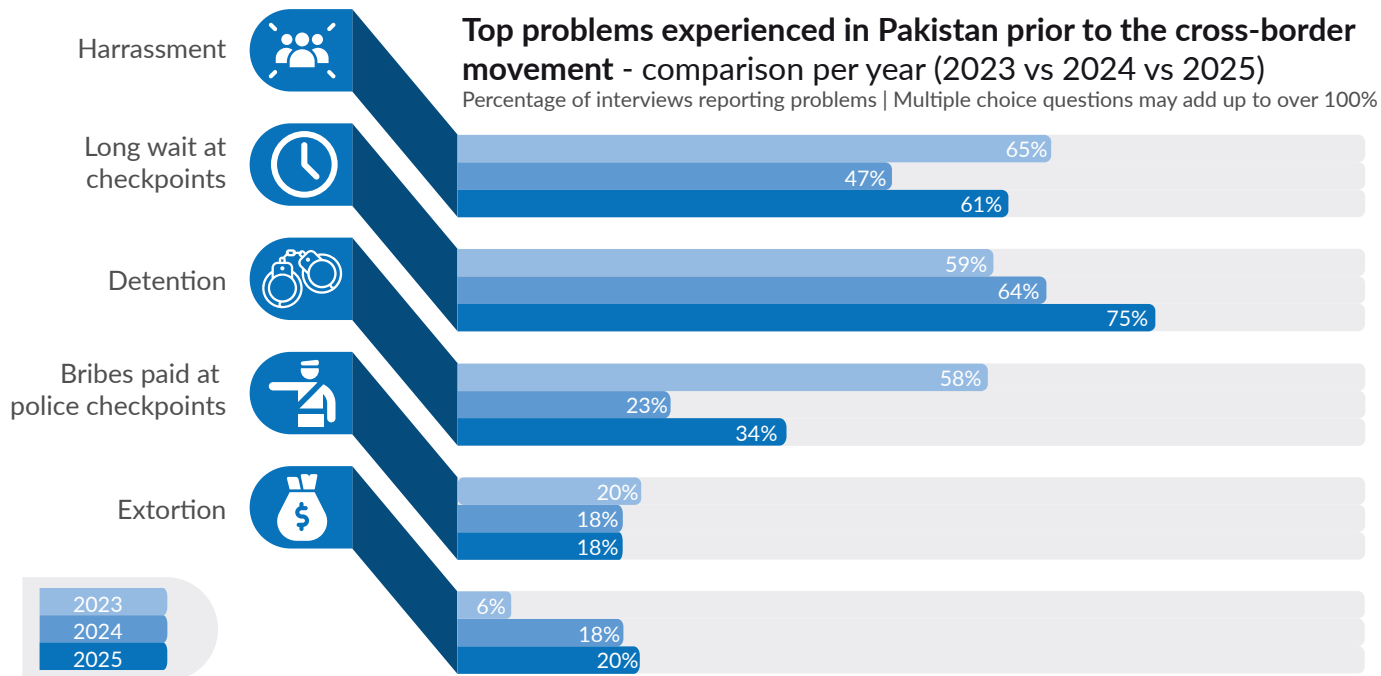


Top 5 districts



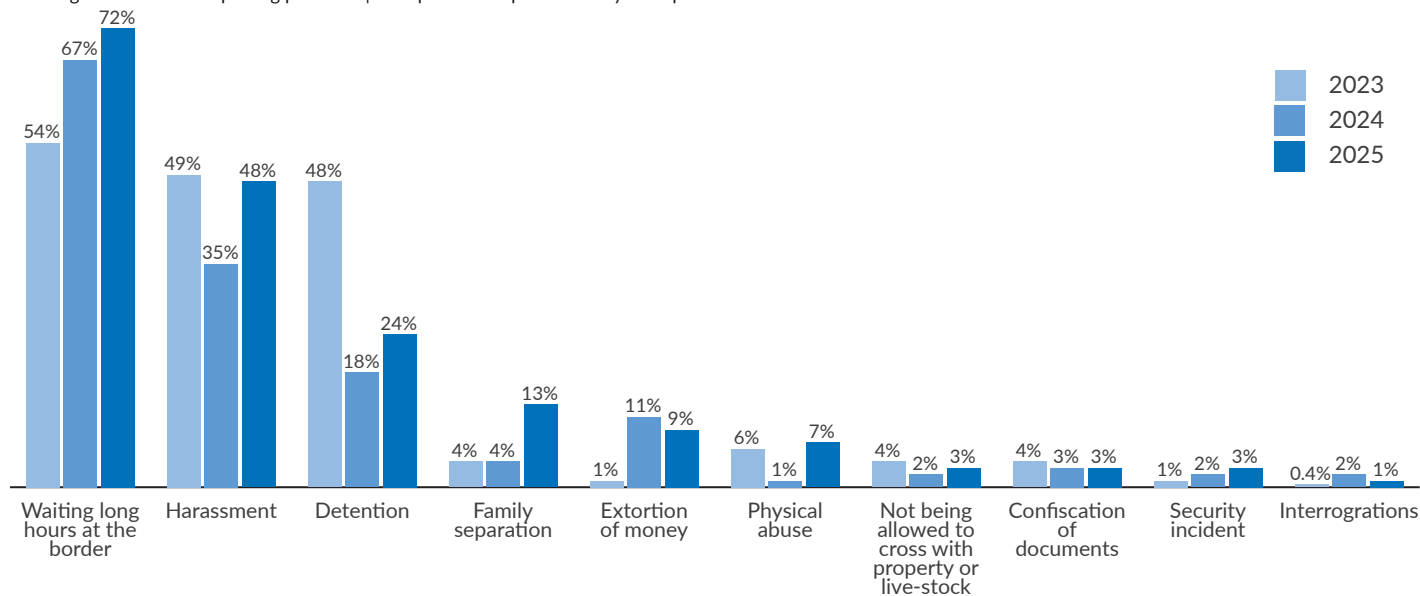
Border Protection Monitoring

UNHCR and its partner Wadan in Afghanistan have scaled up protection activities at the border. Daily presence consists of Border Protection monitoring through interviews with returnees including deportees in order to identify protection concerns and risks, as well as their intended areas of return in Afghanistan. Help desks have been set up to boost protection screening interviews, identification and referral of individuals to be assisted by UNHCR.



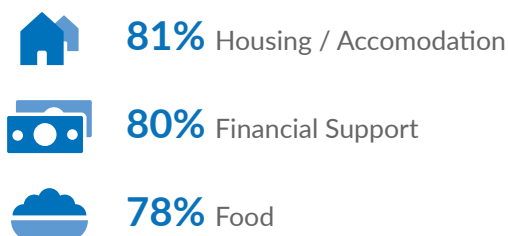
Problems experienced at the Pakistan border point

Percentage of interviews reporting problems | Multiple choice questions may add up to over 100%



Top 3 Needs upon arrival

Percentage of interviews | Multiple choice questions may add up to over 100%



Top 3 Protection services requested

Percentage of interviews | Multiple choice questions may add up to over 100%

