





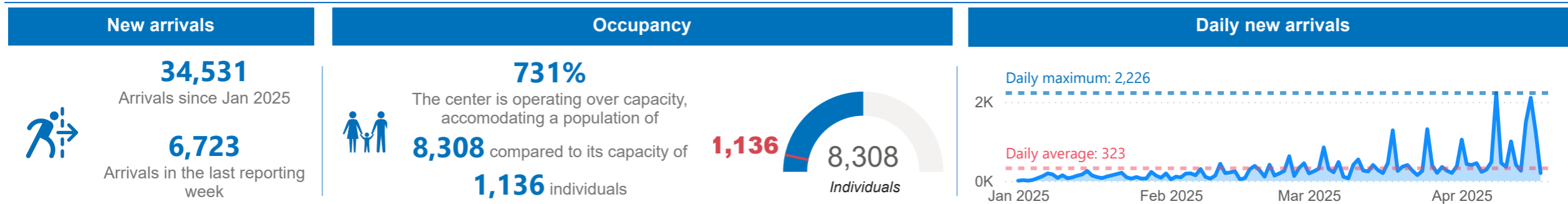








Sector	Indicator	Indicator Description / Standard	Target / Standard	Current status	What is being done - Comments	Status	
	Food	Food (Kilocalories/Person/Day)	2,100 kilo calories - The 2,100 kilocalories per person per day standard ensures basic energy and nutritional needs are met, typically provided through three balanced meals within the centres.	2100	2,100	New arrivals at this reception centre are receiving 3 hot meals a day.	●
	Health	% Of Arrivals Medically Screened	100 per cent	100	100	All individuals screened prior to registration. No outbreak detected.	●
		Crude Mortality Rate	1 death/10000/day	1	0	No death was reported during the week.	●
		Measles Vaccine Coverage Rate	100 per cent	95	100	155 children were vaccinated against measles. There are adequate vaccines, vaccine supplies and commodities available.	●
		Skilled Birth Attendance	100 per cent	100	0	No delivery was registered.	●
		Under Five Mortality Rate	2 deaths/10000/day	2	0	No death was reported during the week.	●
	Nutrition	Global Acute Malnutrition	< 10%	10	0	No child was found to be malnourished from the 42 screened.	●
		Severe Acute Malnutrition Rate	< 2%	2	0	No child was found to be severely malnourished out of the 42 screened for malnutrition.	●
	Protection	% Of Persons Individually Registered	100 per cent of the new arrivals should be registered in ProGres V4	100	0	No registration was conducted during the week as volunteers' training is still ongoing.	●
	Shelter	Accommodation Space	3.5 SQM/person (Has holding capacity of 823 individuals)	823	1,209	The transit centre is at 147% operating capacity.	●
	WASH	Bathing Facilities	One facility per 50 people	24	64	No gap	●
		Health Promoters Per Refugees	One for 500	2	6	No gap	●
		Latrine Coverage	One latrine stance for 20 persons	60	73	No gap	●
		Water Coverage	Min of 15 litres/person/day	15	30	No gap	●

● Indicates that there's a gap ● Indicates that there's no gap




Sector	Indicator	Indicator Description / Standard	Target / Standard	Current status	What is being done - Comments	Status	
	Food	Food (Kilocalories/Person/Day)	2,100 kilo calories - The 2,100 kilocalories per person per day standard ensures basic energy and nutritional needs are met, typically provided through three balanced meals within the centres.	2100	2,100	New arrivals at this transit centre are receiving 3 hot meals a day.	●
	Health	% Of Arrivals Medically Screened	100 per cent	100	100	All individuals screened prior to registration. No disease outbreak was reported.	●
Crude Mortality Rate		1 death/10000/day	0.75	0.17	One death among children under five years was reported. This is within the recommened threshold of <0.75 deaths/10,000 per day.	●	
Measles Vaccine Coverage Rate		100 per cent	95	100	1,353 children were vaccinated against measles. There are adequate vaccines, vaccine supplies and commodities available.	●	
Skilled Birth Attendance		100 per cent	100	100	5 emergency deliveries were conducted with the help of skilled health workers.	●	
Under Five Mortality Rate		2 deaths/10000/day	1.5	0.46	1 death was reported among children under 5 years during the week.	●	
	Nutrition	Global Acute Malnutrition	< 10%	10	14	108 children (84 moderate and 24 severe) were found to be malnourished out of 771 children assessed for malnutrition. This is higher than the recommended standard of less than 10%.	●
Severe Acute Malnutrition Rate		< 2%	2	3	24 children were found to be severely malnourished out of 771 children screened. This has reached the threshold of not more than 2%.	●	
	Protection	% Of Persons Individually Registered	100 per cent of the new arrivals should be registered in ProGres V4	100	25	Registration activities are gaining momentum despite the ongoing influx of arrivals.	●
	Shelter	Accommodation Space	3.5 SQM/person (Has holding capacity of 1,136 individuals)	1136	8,308	The transit centre is at 731% occupancy capacity.	●
	WASH	Bathing Facilities	One facility per 50 people	166	23	There's a gap of 143 bathing facilities.	●
Health Promoters Per Refugees		One for 500	17	7	There's a gap of 10 hygiene promoters.	●	
Latrine Coverage		One latrine stance for 20 persons	415	95	There's a gap of 320 latrine stances.	●	
Water Coverage		Min of 15 litres/person/day	15	15	No gap	●	

● Indicates that there's a gap ● Indicates that there's no gap

New arrivals

Occupancy

Daily new arrivals




12,503

Arrivals since Jan 2025

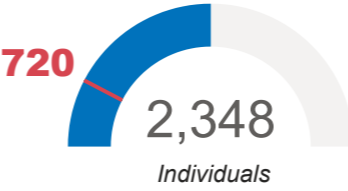
1,475

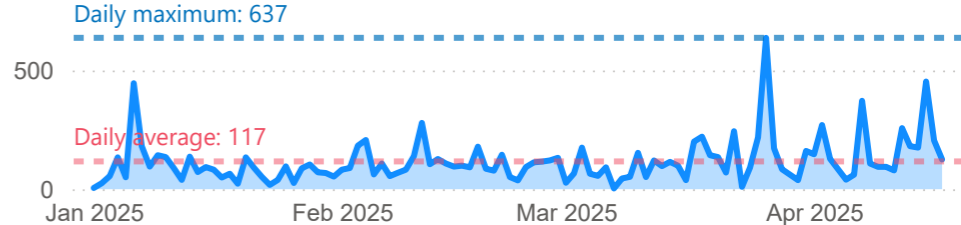
Arrivals in the last reporting week









326%

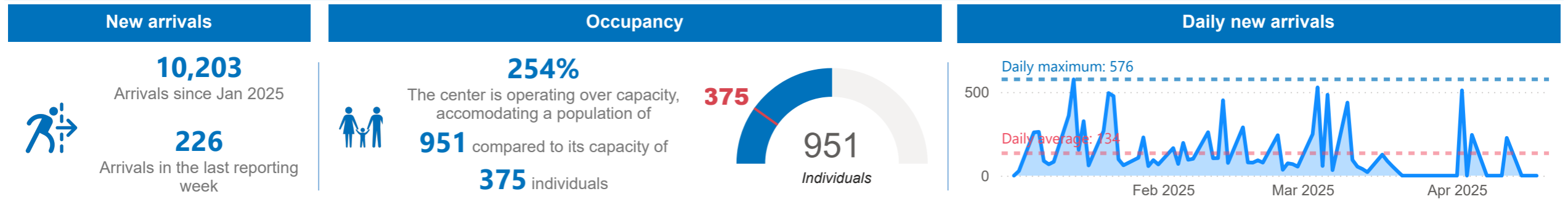
The center is operating over capacity, accomodating a population of **2,348** compared to its capacity of **720** individuals













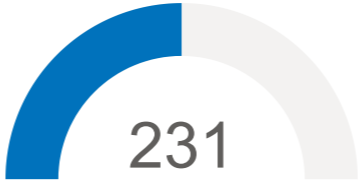
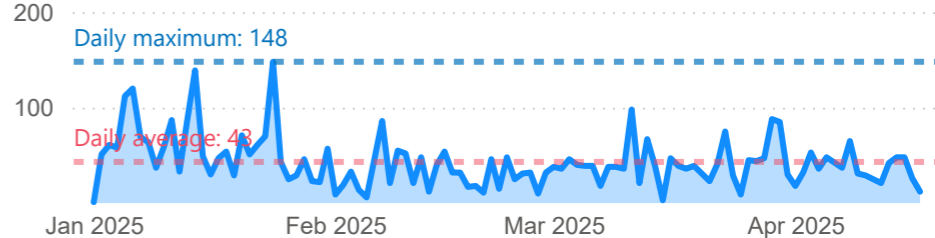
Sector	Indicator	Indicator Description / Standard	Target / Standard	Current status	What is being done - Comments	Status	
	Food	Food (Kilocalories/Person/Day)	2,100 kilo calories - The 2,100 kilocalories per person per day standard ensures basic energy and nutritional needs are met, typically provided through three balanced meals within the centres.	2100	2,100	New arrivals at this transit centre are receiving 3 hot meals a day.	●
	Health	% Of Arrivals Medically Screened	100 per cent	100	100	All individuals screened prior to registration. No outbreak alert detected.	●
		Crude Mortality Rate	1 death/10000/day	0.75	0.60	1 death of an adult was reported during the week.	●
		Measles Vaccine Coverage Rate	100 per cent	95	100	1,006 children were vaccinated against measles. There are adequate vaccines, vaccine supplies and commodities available.	●
		Skilled Birth Attendance	100 per cent	100	100	2 delivery were registered with assistance of skilled health workers	●
		Under Five Mortality Rate	2 deaths/10000/day	1.5	0	No death of children under 5 years was reported during the week.	●
	Nutrition	Global Acute Malnutrition	< 10%	10	5	12 (10 moderate & 2 severe) children were found to be malnourished from the 221 children screened.	●
		Severe Acute Malnutrition Rate	< 2%	2	1	2 children were found to be severely malnourished among the 221 children screened.	●
	Protection	% Of Persons Individually Registered	100 per cent of the new arrivals should be registered in ProGres V4	100	26	Registration activities are gradually gaining momentum despite the ongoing influx of arrivals.	●
	Shelter	Accommodation Space	3.5 SQM/person (Has holding capacity of 720 individuals)	720	2,348	The transit centre is at 326% occupancy capacity.	●
	WASH	Bathing Facilities	One facility per 50 people	47	25	There is a gap of 22 bathing facilities.	●
		Health Promoters Per Refugees	One for 500	5	2	There's a gap of 3 hygiene promoters.	●
		Latrine Coverage	One latrine stance for 20 persons	117	25	There is a gap of 92 latrine stances.	●
		Water Coverage	Min of 15 litres/person/day	15	9	There's a gap of 11,424 litres of water.	●







● Indicates that there's a gap ● Indicates that there's no gap



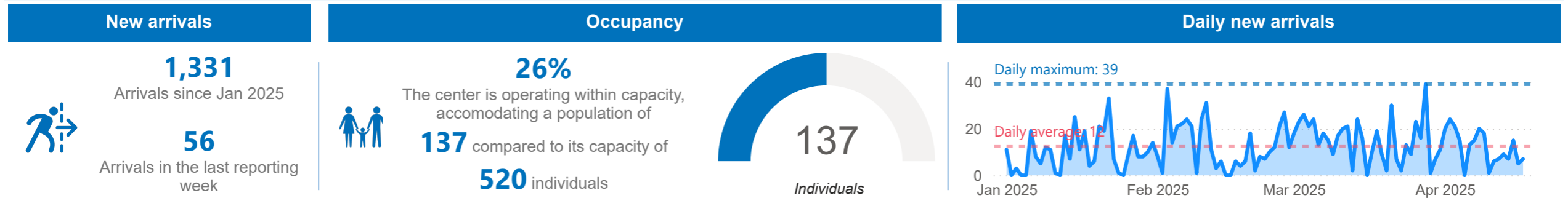
Sector	Indicator	Indicator Description / Standard	Target / Standard	Current Status	What is being done - Comments	Status		
	Food	Food (Kilocalories/Person/Day)	2,100 kilo calories - The 2,100 kilocalories per person per day standard ensures basic energy and nutritional needs are met, typically provided through three balanced meals within the centres.	2100	2100	New arrivals at this reception centre are receiving 3 hot meals a day.	●	
		Health	% Of Arrivals Medically Screened	100 per cent	100	NA	The new arrivals are already screened at the Nyumanzi reception centre transit centre hence highlighting them as NA (Not Applicable)	●
			Crude Mortality Rate	1 death/10000/day	1	NA	The new arrivals are already screened at the Nyumanzi reception centre transit centre hence highlighting them as NA (Not Applicable)	●
			Measles Vaccine Coverage Rate	100 per cent	95	NA	The new arrivals are already screened at the Nyumanzi reception centre transit centre hence highlighting them as NA (Not Applicable)	●
			Skilled Birth Attendance	100 per cent	100	NA	The new arrivals are already screened at the Nyumanzi reception centre transit centre hence highlighting them as NA (Not Applicable)	●
		Under Five Mortality Rate	2 deaths/10000/day	2	NA	The new arrivals are already screened at the Nyumanzi reception centre transit centre hence highlighting them as NA (Not Applicable)	●	
	Nutrition	Global Acute Malnutrition	< 10%	10	NA	The new arrivals are already screened at the Nyumanzi reception centre transit centre hence highlighting them as NA (Not Applicable)	●	
		Severe Acute Malnutrition Rate	< 2%	2	NA	The new arrivals are already screened at the Nyumanzi reception centre transit centre hence highlighting them as NA (Not Applicable)	●	
	Protection	% Of Persons Individually Registered	100 per cent of the new arrivals should be registered in ProGres V4	100	55	Registration activities are progressing smoothly with minimal gaps.	●	
	Shelter	Accommodation Space	3.5 SQM/person (Has holding capacity of 375 individuals)	375	951	The transit centre is at 254% occupancy capacity.	●	
	WASH	Bathing Facilities	One facility per 50 people	19	33	No gap	●	
		Health Promoters Per Refugees	One for 500	2	2	No gap	●	
		Latrine Coverage	One latrine stance for 20 persons	48	26	There's a gap of 22 latrine stances.	●	
		Water Coverage	Min of 15 litres/person/day	15	42	No gap	●	







● Indicates that there's a gap ● Indicates that there's no gap

New arrivals	Occupancy	Daily new arrivals
 <p style="font-size: 24px; font-weight: bold; color: #0072bc;">4,573</p> <p>Arrivals since Jan 2025</p> <p style="font-size: 24px; font-weight: bold; color: #0072bc;">222</p> <p>Arrivals in the last reporting week</p>	 <p style="font-size: 24px; font-weight: bold; color: #0072bc;">41%</p> <p>The center is operating within capacity, accomodating a population of</p> <p style="font-size: 24px; font-weight: bold; color: #0072bc;">231</p> <p>compared to its capacity of</p> <p style="font-size: 24px; font-weight: bold; color: #0072bc;">560</p> <p>individuals</p> 	

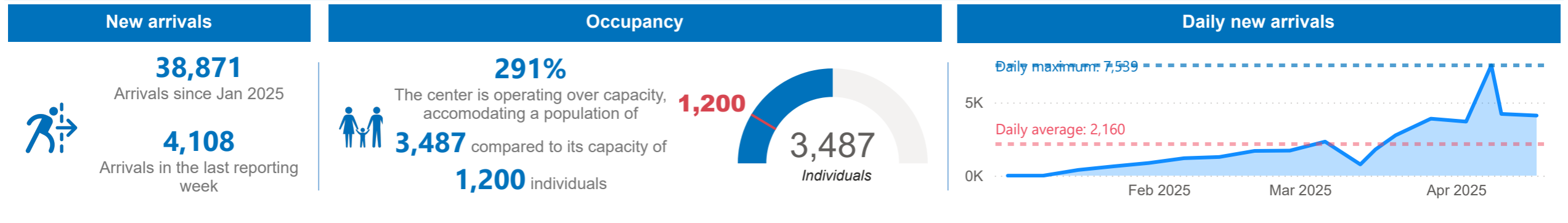
Sector	Indicator	Indicator Description / Standard	Target / Standard	Current status	What is being done - Comments	Status	
	Food	Food (Kilocalories/Person/Day)	2,100 kilo calories - The 2,100 kilocalories per person per day standard ensures basic energy and nutritional needs are met, typically provided through three balanced meals within the centres.	2100	2,100	New arrivals at this reception centre are receiving 3 hot meals a day.	●
	Health	% Of Arrivals Medically Screened	100 per cent	100	100	All individuals screened prior to registration. No outbreak detected.	●
		Crude Mortality Rate	1 death/10000/day	1	0	No death was reported during the week.	●
		Measles Vaccine Coverage Rate	100 per cent	95	100	112 children were vaccinated against measles. There are adequate vaccines, vaccine supplies and commodities available.	●
		Skilled Birth Attendance	100 per cent	100	0	No delivery was registered.	●
		Under Five Mortality Rate	2 deaths/10000/day	2	0	No death was reported during the week.	●
	Nutrition	Global Acute Malnutrition	< 10%	10	17	6 children were identified malnourished (5 moderate and 1 severe) out of the 35 children screened for malnutrition. GAM rate is way higher than the recommended <10%	●
		Severe Acute Malnutrition Rate	< 2%	2	3	1 child was found to be severely malnourished out of the 35 children screened for malnutrition.	●
	Protection	% Of Persons Individually Registered	100 per cent of the new arrivals should be registered in ProGres V4	100	95	Registration activities resumed and are going on smoothly.	●
	Shelter	Accommodation Space	3.5 SQM/person (Has holding capacity of 560 individuals)	560	231	The transit centre is within capacity.	●
	WASH	Bathing Facilities	One facility per 50 people	5	112	No gap	●
		Health Promoters Per Refugees	One for 500	1	4	No gap	●
		Latrine Coverage	One latrine stance for 20 persons	12	89	No gap	●
		Water Coverage	Min of 15 litres/person/day	15.4	306	No gap	●







● Indicates that there's a gap
 ● Indicates that there's no gap



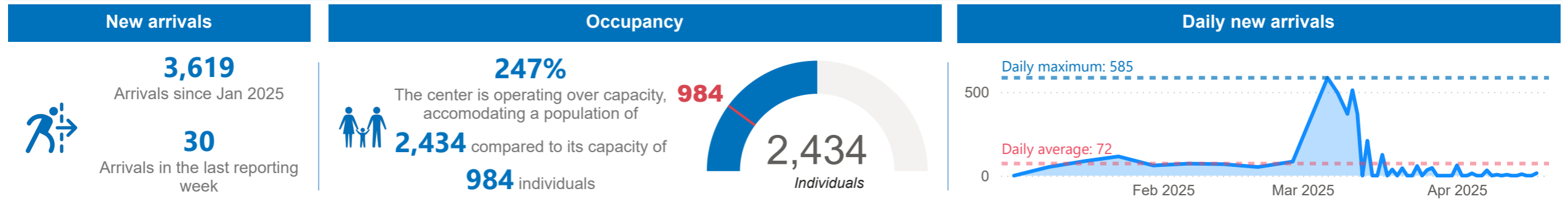
Sector	Indicator	Indicator Description / Standard	Target / Standard	Current status	What is being done - Comments	Status	
	Food	Food (Kilocalories/Person/Day)	2,100 kilo calories - The 2,100 kilocalories per person per day standard ensures basic energy and nutritional needs are met, typically provided through three balanced meals within the centres.	2100	2,100	New arrivals at this reception centre are receiving 3 hot meals a day.	●
	Health	% Of Arrivals Medically Screened	100 per cent	100	100	All individuals screened prior to registration. No outbreak detected.	●
		Crude Mortality Rate	1 death/10000/day	1	0	No death was reported during the week.	●
		Measles Vaccine Coverage Rate	100 per cent	95	100	15 children were vaccinated against measles. There are adequate vaccines, vaccine supplies and commodities available.	●
		Skilled Birth Attendance	100 per cent	100	0	No delivery was conducted during the week.	●
		Under Five Mortality Rate	2 deaths/10000/day	2	0	No death was reported during the week.	●
	Nutrition	Global Acute Malnutrition	< 10%	10	0	No child was found to be malnourished from the 5 children screened.	●
		Severe Acute Malnutrition Rate	< 2%	2	0	No child was found to be severely malnourished among the 5 children screened.	●
	Protection	% Of Persons Individually Registered	100 per cent of the new arrivals should be registered in ProGres V4	100	95	Registration activities resumed and are slowly picking momentum.	●
	Shelter	Accommodation Space	3.5 SQM/person (Has holding capacity of 520 individuals)	520	137	The transit centre is within capacity.	●
	WASH	Bathing Facilities	One facility per 50 people	3	25	No gap	●
		Health Promoters Per Refugees	One for 500	1	4	No gap	●
		Latrine Coverage	One latrine stance for 20 persons	7	25	No gap	●
		Water Coverage	Min of 15 litres/person/day	15	53	No gap	●







● Indicates that there's a gap ● Indicates that there's no gap



Sector	Indicator	Indicator Description / Standard	Target / Standard	Current Status	What is being done - Comments	Status	
	Food	Food (Kilocalories/Person/Day)	2,100 kilo calories - The 2,100 kilocalories per person per day standard ensures basic energy and nutritional needs are met, typically provided through three balanced meals within the centres.	2100	2100	New arrivals at this reception centre are receiving 3 hot meals a day.	●
	Health	% Of Arrivals Medically Screened	100 per cent	100	NA	The new arrivals are already screened at the Nyakabande transit centre hence no numbers highlighting them as NA (Not Applicable)	
		Crude Mortality Rate	1 death/10000/day	1	NA	The new arrivals are already screened at the Nyakabande transit centre hence no numbers highlighting them as NA (Not Applicable)	
		Measles Vaccine Coverage Rate	100 per cent	95	NA	The new arrivals are already screened at the Nyakabande transit centre hence no numbers highlighting them as NA (Not Applicable)	
		Skilled Birth Attendance	100 per cent	100	NA	The new arrivals are already screened at the Nyakabande transit centre hence no numbers highlighting them as NA (Not Applicable)	
		Under Five Mortality Rate	2 deaths/10000/day	2	NA	The new arrivals are already screened at the Nyakabande transit centre hence no numbers highlighting them as NA (Not Applicable)	
	Nutrition	Global Acute Malnutrition	< 10%	10	NA	The new arrivals are already screened at the Nyakabande transit centre hence no numbers highlighting them as NA (Not Applicable)	
		Severe Acute Malnutrition Rate	< 2%	2	NA	The new arrivals are already screened at the Nyakabande transit centre hence no numbers highlighting them as NA (Not Applicable)	
	Protection	% Of Persons Individually Registered	100 per cent of the new arrivals should be registered in ProGres V4	100	100	Arrivals relocated to Kabazana have already been registered.	●
	Shelter	Accommodation Space	3.5 SQM/person (Has holding capacity of 1,200 individuals)	1200	3487	The transit centre is at 291% occupancy capacity.	●
	WASH	Bathing Facilities	One facility per 50 people	70	62	There's a gap of 8 bathing facilities.	●
		Health Promoters Per Refugees	One for 500	7	201	No gap	●
		Latrine Coverage	One latrine stance for 20 persons	174	36	There's a gap of 138 latrine stances.	●
		Water Coverage	Min of 15 litres/person/day	15	54	No gap	●

● Indicates that there's a gap ● Indicates that there's no gap



Sector	Indicator	Indicator Description / Standard	Target / Standard	Current status	What is being done - Comments	Status	
	Food	Food (Kilocalories/Person/Day)	2,100 kilo calories - The 2,100 kilocalories per person per day standard ensures basic energy and nutritional needs are met, typically provided through three balanced meals within the centres.	2100	2100	New arrivals at this reception centre are receiving 3 hot meals a day.	●
	Health	% Of Arrivals Medically Screened	100 per cent	100	NA	The new arrivals are already screened at the Sebagoro transit centre hence highlighting them as NA (Not Applicable)	
		Crude Mortality Rate	1 death/10000/day	1	NA	The new arrivals are already screened at the Sebagoro transit centre hence highlighting them as NA (Not Applicable)	
		Measles Vaccine Coverage Rate	100 per cent	95	NA	The new arrivals are already screened at the Sebagoro transit centre hence highlighting them as NA (Not Applicable)	
		Skilled Birth Attendance	100 per cent	100	NA	The new arrivals are already screened at the Sebagoro transit centre hence highlighting them as NA (Not Applicable)	
		Under Five Mortality Rate	2 deaths/10000/day	2	NA	The new arrivals are already screened at the Sebagoro transit centre hence highlighting them as NA (Not Applicable)	
	Nutrition	Global Acute Malnutrition	< 10%	10	NA	The new arrivals are already screened at the Sebagoro transit centre hence highlighting them as NA (Not Applicable)	
		Severe Acute Malnutrition Rate	< 2%	2	NA	The new arrivals are already screened at the Sebagoro transit centre hence highlighting them as NA (Not Applicable)	
	Protection	% Of Persons Individually Registered	100 per cent of the new arrivals should be registered in ProGres V4	100	26	Registration activities are ongoing and working to keep pace with the recently increased arrivals.	●
	Shelter	Accommodation Space	3.5 SQM/person (Has holding capacity of 1,200 individuals)	984	2434	The transit centre is at 247% occupancy capacity.	●
	WASH	Bathing Facilities	One facility per 50 people	49	29	There's a gap of 20 bathing facilities.	●
		Health Promoters Per Refugees	One for 500	5	4	There's a gap of 1 hygiene promoter.	●
		Latrine Coverage	One latrine stance for 20 persons	122	54	There's a gap of 68 latrine stances.	●
		Water Coverage	Min of 15 litres/person/day	15	16	No gap	●

● Indicates that there's a gap ● Indicates that there's no gap