



UGANDA- POPULATION DASHBOARD

ANNEX III - SETTLEMENT PROFILES 30-Apr-2025

Adjumani

Total Population
230,683

Total Refugees
230,675

Total Households
29,674

Total Asylum-Seekers
8

Women and Children 189,981
82 %

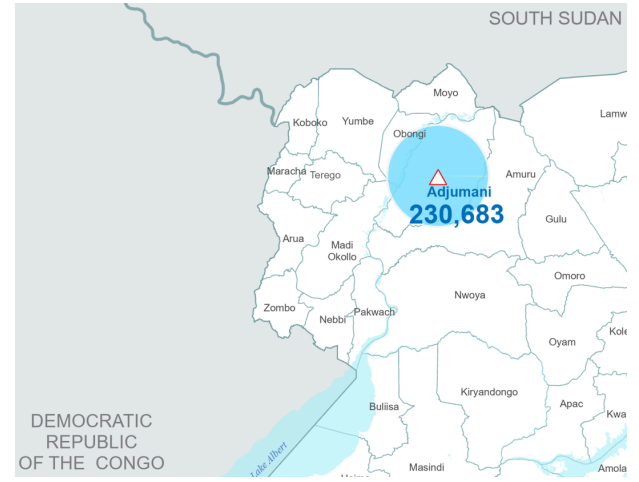
Female 123,217
53 %

Elderly (60+) 7,371
3 %

Youth (15-24) 64,616
28 %

Main Hosting Locations

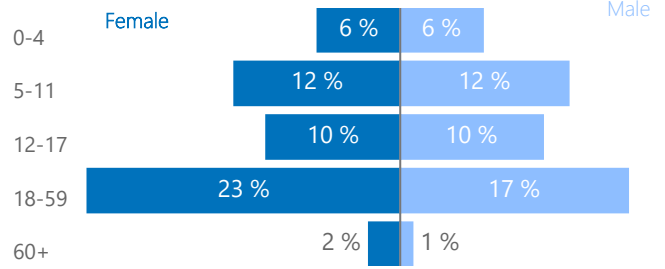
Zone	HHs	Individuals
Nyumanzi	4,946	47,804
Pagrinya	6,068	38,474
Ayilo I	2,947	28,484
Maaji II	2,591	18,855
Ayilo II	2,007	15,606
Maaji III	2,293	15,061
Boroli I	1,312	9,725
Mirieyi	1,034	9,175
Alere	852	7,881
Agojo	1,497	7,507
Baratuku	799	6,586
Mungula I	669	5,760
Olua I	611	5,354



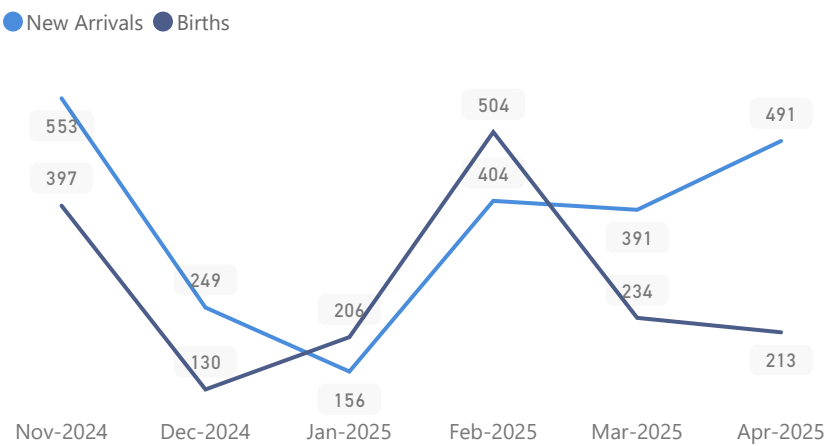
Main Countries of Origin

Country	Total
South Sudan	230,276
Sudan	306
DR Congo	44
Eritrea	5

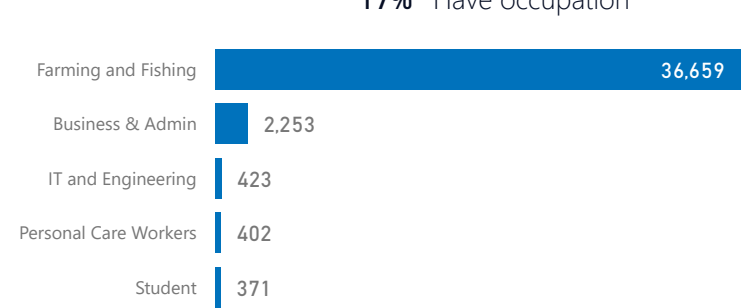
Age & Gender Breakdown



New Registration by Month

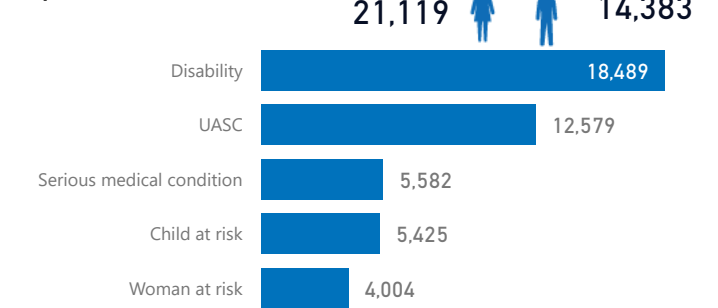


Main Occupations



* Age is between 18 - 59 years for Occupation

Specific Needs- Top 5





UGANDA- POPULATION DASHBOARD

ANNEX III - SETTLEMENT PROFILES 30-Apr-2025

Bidibidi

Total Population
207,136

Total Refugees
207,134

Total Households
36,773

Total Asylum-Seekers
2

Women and Children 168,813



Female 108,562



Elderly (60+) 5,801



Youth (15-24) 58,609

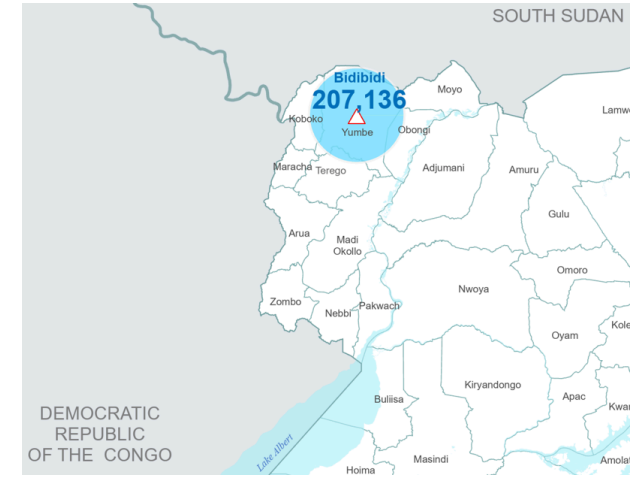


Main Hosting Locations

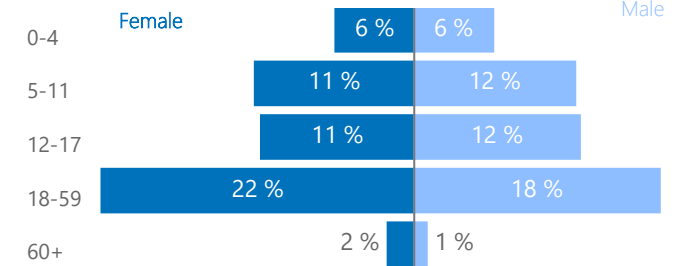
Zone	HHs	Individuals
Zone 3	9,295	49,076
Zone 2	7,534	46,141
Zone 5	8,122	43,091
Zone 1	6,431	39,370
Zone 4	5,388	29,444

Main Countries of Origin

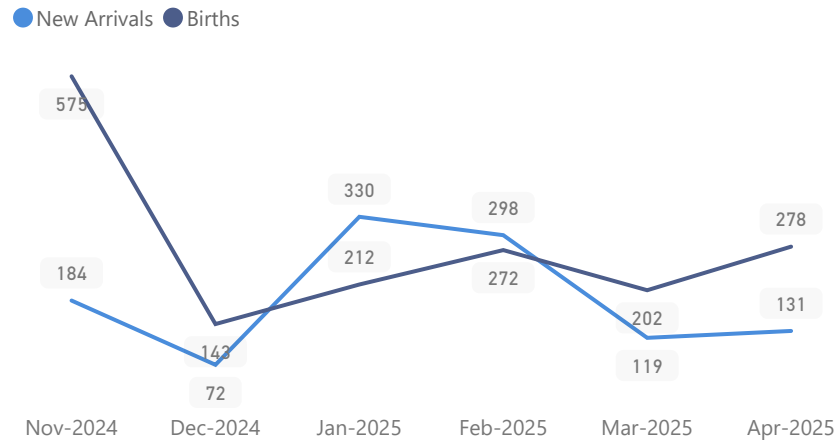
	Total
South Sudan	206,994
Sudan	94
DR Congo	41
Ethiopia	3



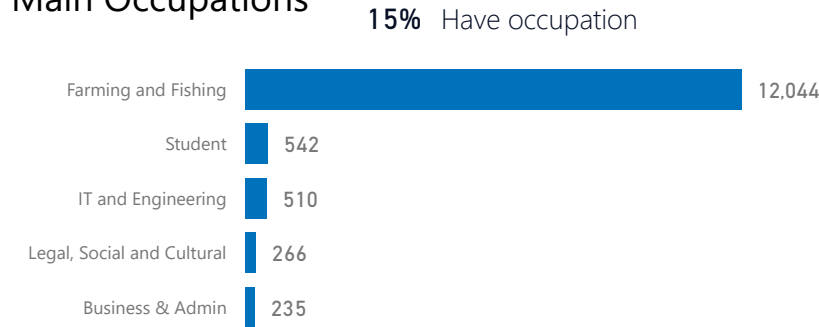
Age & Gender Breakdown



New Registration by Month

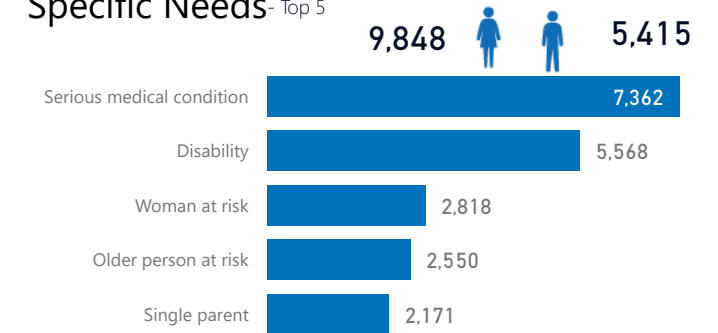


Main Occupations



* Age is between 18 - 59 years for Occupation

Specific Needs- Top 5





UGANDA- POPULATION DASHBOARD

ANNEX III - SETTLEMENT PROFILES 30-Apr-2025



Total Population
72,576

Total Refugees
72,555

Total Households
16,422

Total Asylum-Seekers
21

Women and Children 59,281



Female 38,528



Elderly (60+) 2,200

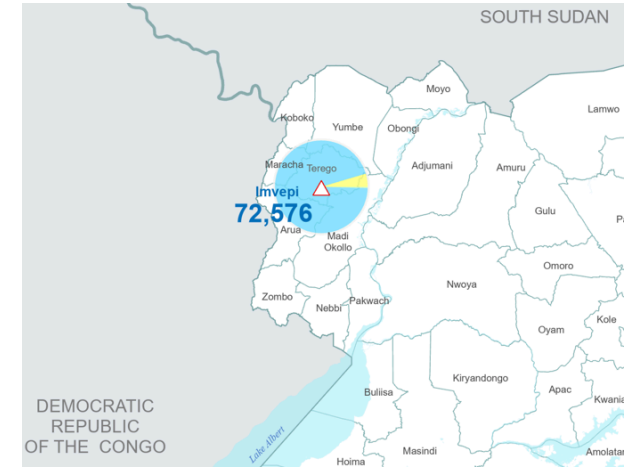


Youth (15-24) 18,260



Main Hosting Locations

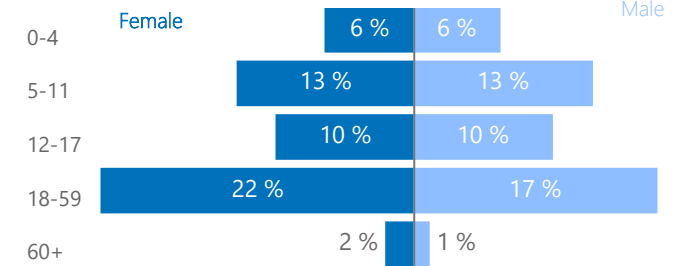
Zone	HHS	Individuals
Zone 1	7,143	30,871
Zone 2	5,158	25,822
Zone 3	3,299	13,521
Zone 4	822	2,362



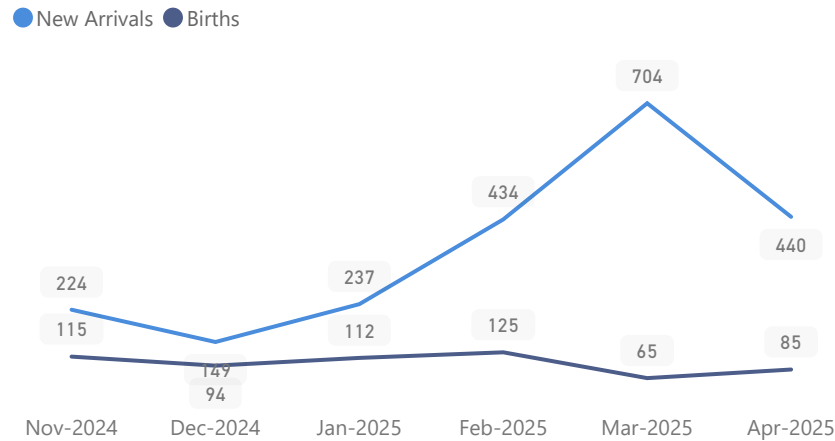
Main Countries of Origin

	Total
South Sudan	68,956
DR Congo	3,316
Sudan	304
Ethiopia	1
Rwanda	1
United Republic of Tanzania	1

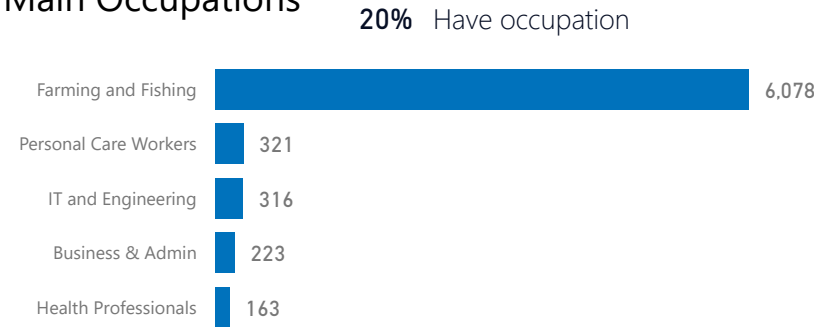
Age & Gender Breakdown



New Registration by Month

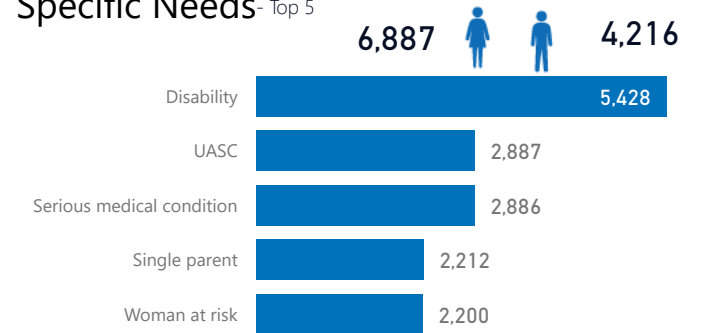


Main Occupations



* Age is between 18 - 59 years for Occupation

Specific Needs- Top 5





UGANDA- POPULATION DASHBOARD

ANNEX III - SETTLEMENT PROFILES 30-Apr-2025

Kampala ▾

Total Population
158,949

Total Refugees
128,442

Total Households
96,940

Total Asylum-Seekers
30,507

Women and Children **94,578**
60 %

Female **72,067**
45 %

Elderly (60+) **2,376**
1 %

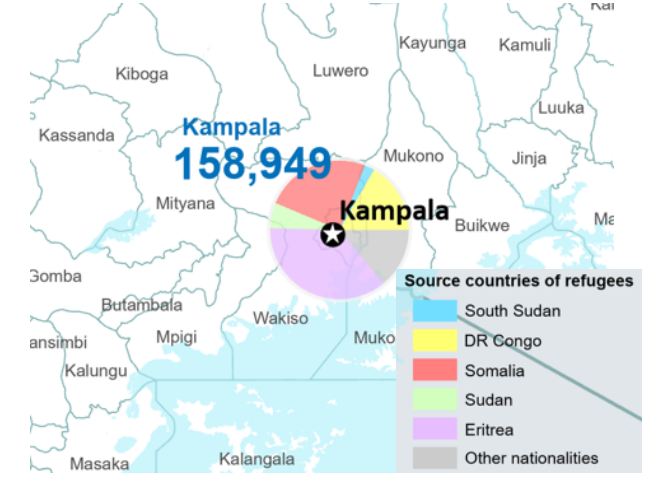
Youth (15-24) **35,730**
22 %

Main Hosting Locations

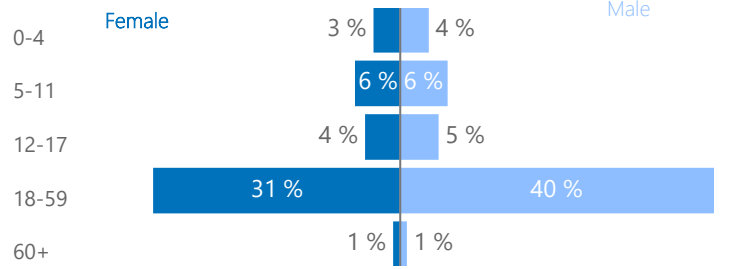
Zone	HHs	Individuals
Makindye Division	47,922	78,516
Kampala Central	28,404	39,137
Rubaga Division	16,141	30,690
Kawempe Division	2,755	5,325
Nakawa	1,108	3,070

Main Countries of Origin

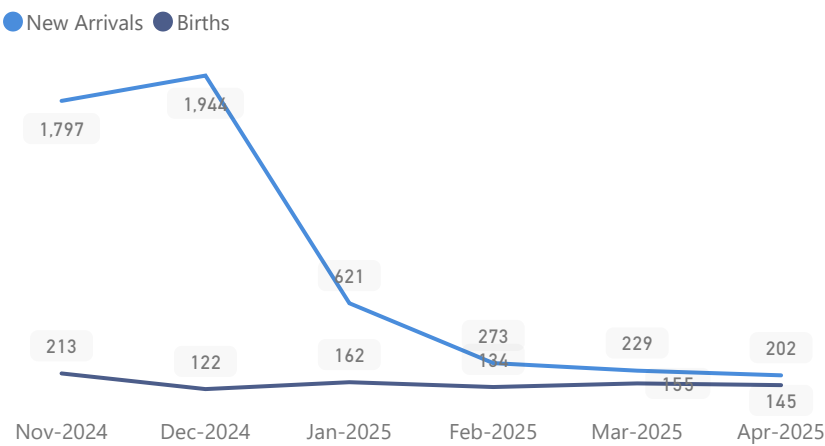
	Total
Eritrea	57,757
Somalia	39,102
DR Congo	26,505
Ethiopia	13,899



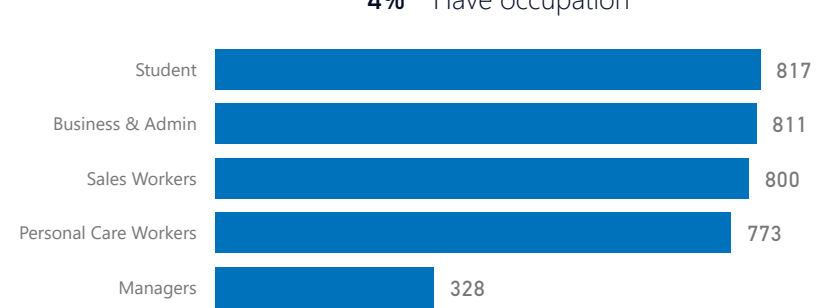
Age & Gender Breakdown



New Registration by Month

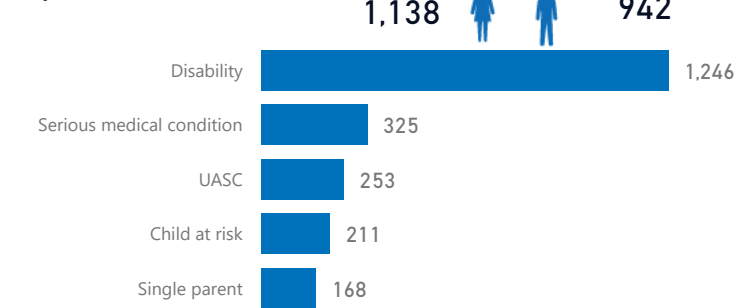


Main Occupations



* Age is between 18 - 59 years for Occupation

Specific Needs - Top 5





UGANDA- POPULATION DASHBOARD

ANNEX III - SETTLEMENT PROFILES 30-Apr-2025

Main Hosting Locations

Zone	HHs	Individuals
Ranch 1	27,741	91,463
Ranch 37	12,883	59,315

Main Countries of Origin

	Total
South Sudan	85,170
Sudan	65,229
DR Congo	382
Kenya	192

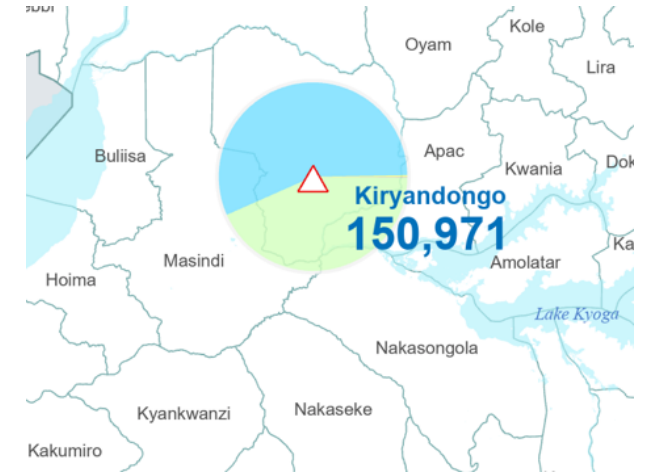
Main Occupations

9% Have occupation

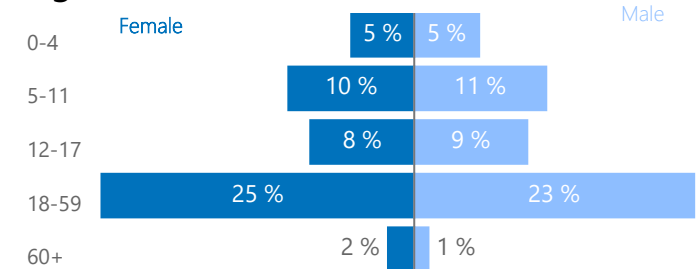
Business & Admin	3,392
Farming and Fishing	2,137
Student	907
Teachers	389
Health Professionals	306

* Age is between 18 - 59 years for Occupation

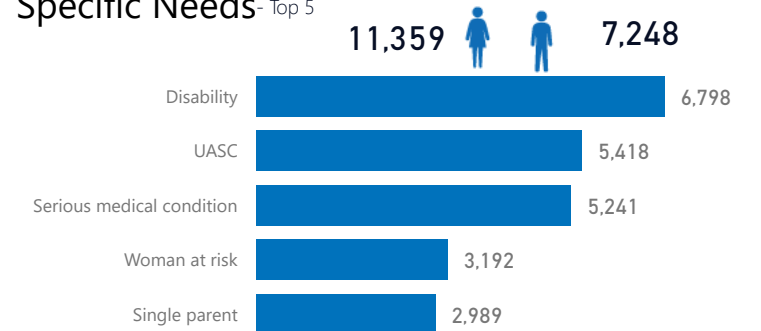
Kiryandongo



Age & Gender Breakdown



Specific Needs- Top 5



Total Population

150,971

Total Refugees

150,908

Total Households

40,667

Total Asylum-Seekers

63

Women and Children 115,044



Female 77,180



Elderly (60+) 4,945

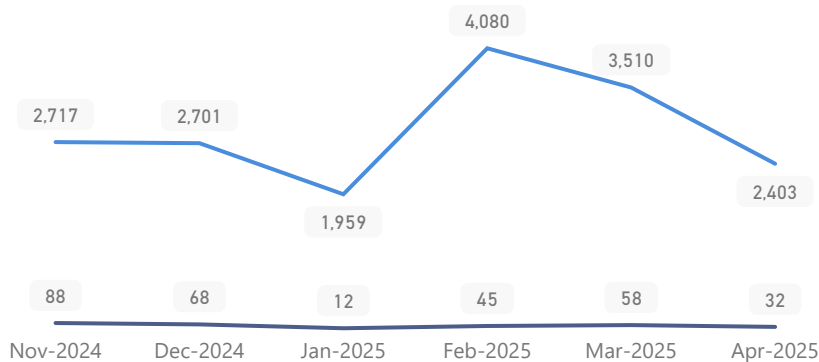


Youth (15-24) 42,292



New Registration by Month

New Arrivals Births





UGANDA- POPULATION DASHBOARD

ANNEX III - SETTLEMENT PROFILES 30-Apr-2025

Kyaka II ▼

Total Population
134,558

Total Refugees
129,572

Total Households
35,375

Total Asylum-Seekers
4,986

Women and Children 106,374



Female 68,568



Elderly (60+) 3,766



Youth (15-24) 27,675

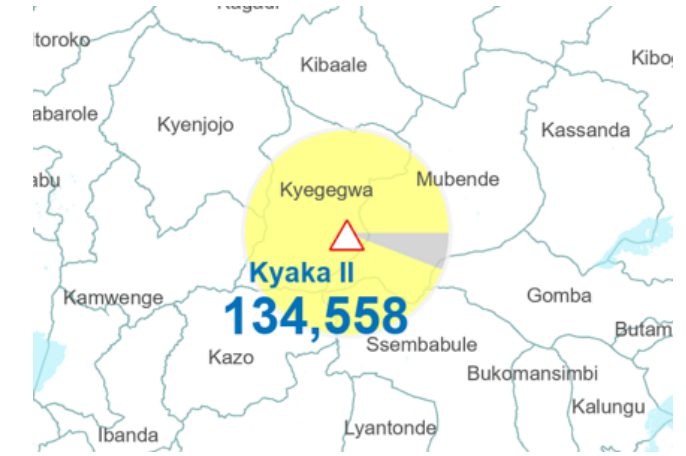


Main Hosting Locations

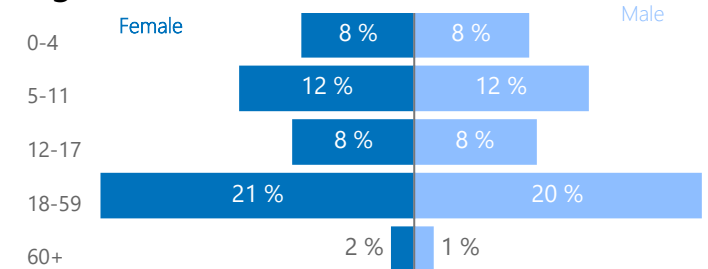
Zone	HHs	Individuals
Sweswe	6,810	24,467
Byabakora	5,664	22,445
Bwiriza	5,921	21,821
Mukondo	4,786	18,928
Itambabiniga	4,663	17,341

Main Countries of Origin

	Total
DR Congo	126,681
Rwanda	4,232
Burundi	3,532
South Sudan	51

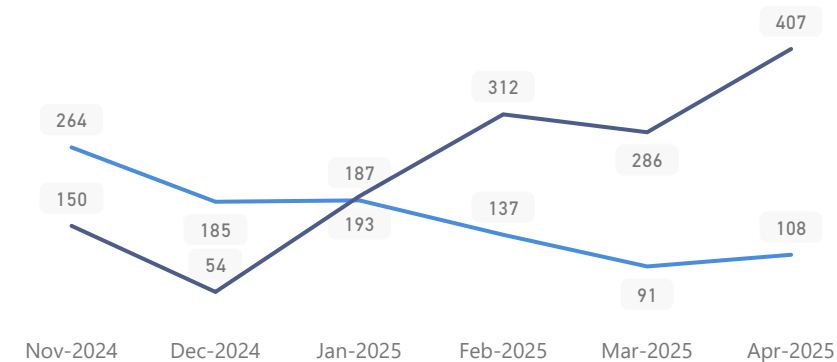


Age & Gender Breakdown



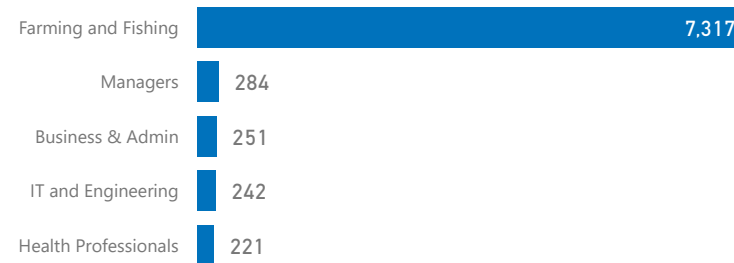
New Registration by Month

● New Arrivals ● Births



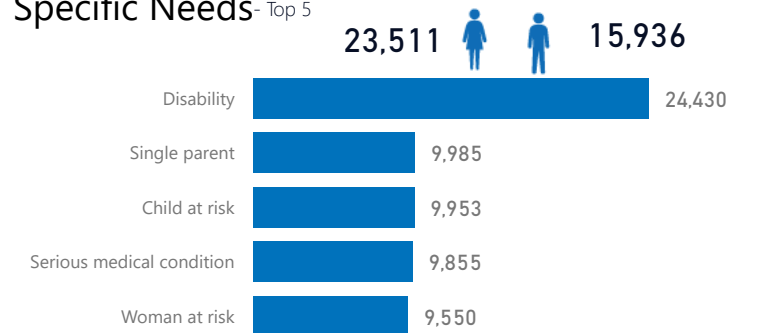
Main Occupations

19% Have occupation



* Age is between 18 - 59 years for Occupation

Specific Needs- Top 5





UGANDA- POPULATION DASHBOARD

ANNEX III - SETTLEMENT PROFILES 30-Apr-2025

Kyangwali ▼

Total Population
149,582

Total Refugees
149,242

Total Households
44,932

Total Asylum-Seekers
340

Women and Children 121,245



Female 79,399



Elderly (60+) 5,211

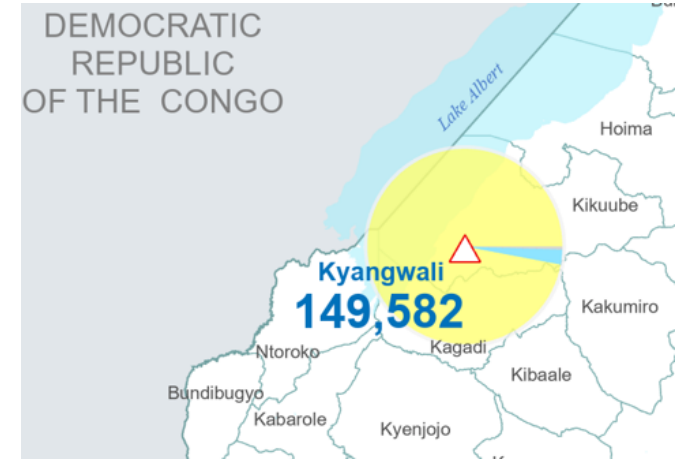


Youth (15-24) 28,322



Main Hosting Locations

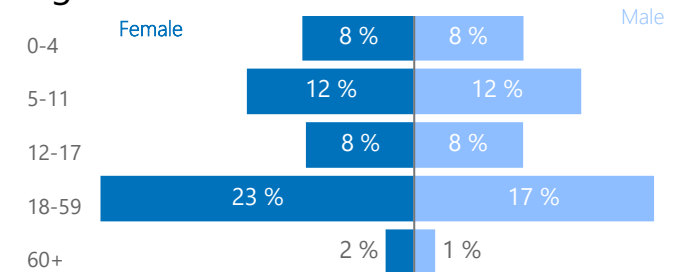
Zone	HHs	Individuals
Kyebitaka	2,654	11,237
Bukinda	5,052	11,160
Mukunyu A	2,782	7,757
Mombasa	1,990	7,676
Kagoma	2,056	7,338
Waibuga	2,183	7,330
Kentomi	2,375	7,320
Karuhinda	2,233	7,218
Malumba	1,928	6,362
Nyampindu	2,000	6,171



Main Countries of Origin

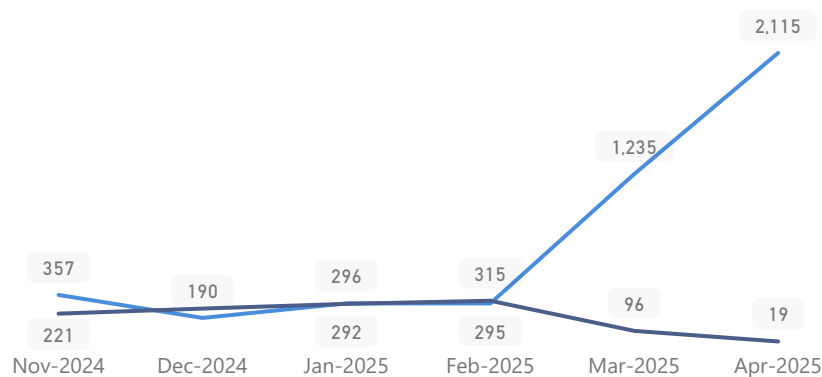
Main Countries of Origin	Total
DR Congo	145,135
South Sudan	3,667
Rwanda	626
Burundi	132

Age & Gender Breakdown



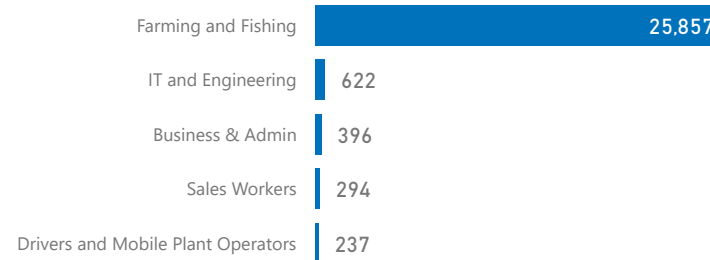
New Registration by Month

● New Arrivals ● Births



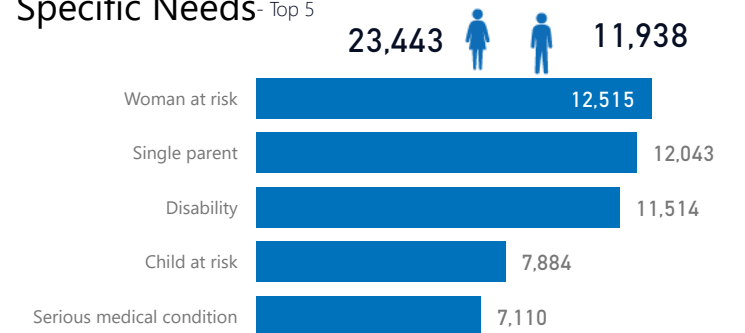
Main Occupations

38% Have occupation



* Age is between 18 - 59 years for Occupation

Specific Needs - Top 5





UGANDA- POPULATION DASHBOARD

ANNEX III - SETTLEMENT PROFILES 30-Apr-2025

Lobule

Total Population
6,328

Total Refugees
6,328

Total Households
973

Total Asylum-Seekers
0

Women and Children 5,126
81 %

Female 3,331
53 %

Elderly (60+) 211
3 %

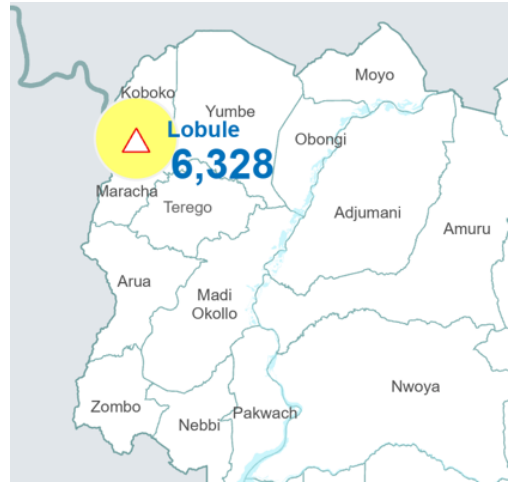
Youth (15-24) 1,986
31 %

Main Hosting Locations

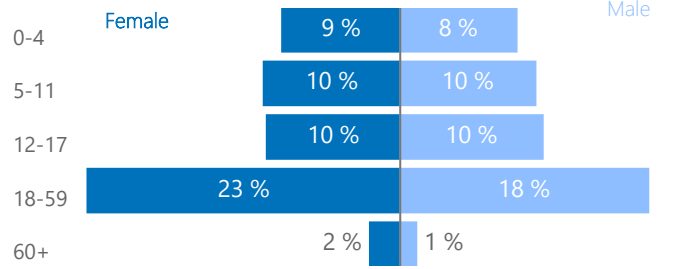
Zone	HHs	Individuals
Zone B	502	3,345
Zone A	471	2,983

Main Countries of Origin

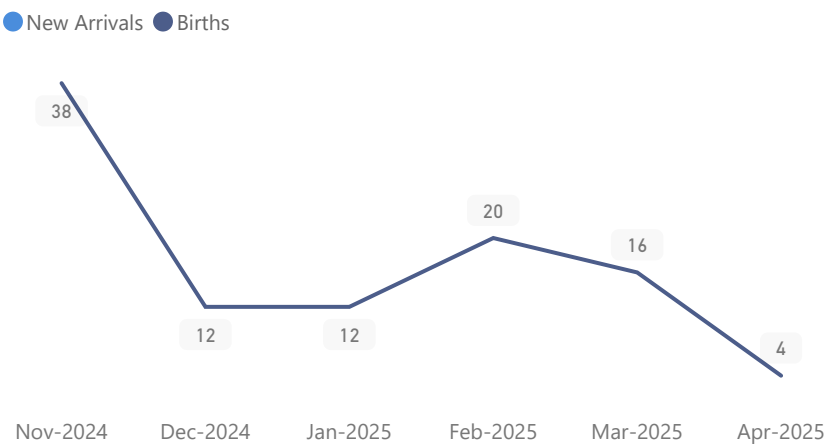
	Total
DR Congo	6,311
South Sudan	17
Somalia	1




Age & Gender Breakdown



New Registration by Month

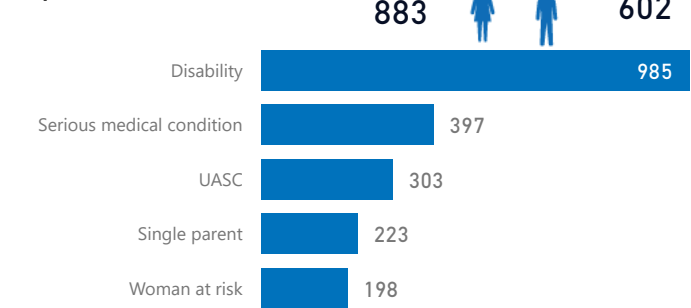


Main Occupations



* Age is between 18 - 59 years for Occupation

Specific Needs- Top 5





UGANDA- POPULATION DASHBOARD

ANNEX III - SETTLEMENT PROFILES 30-Apr-2025

Nakivale

Total Population
257,046

Total Refugees
255,924

Total Households
96,728

Total Asylum-Seekers
1,122

Women and Children 190,655



Female 129,248



Elderly (60+) 7,181



Youth (15-24) 62,641

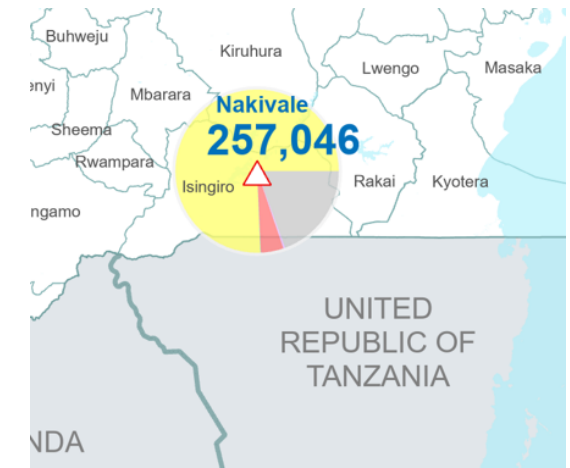


Main Hosting Locations

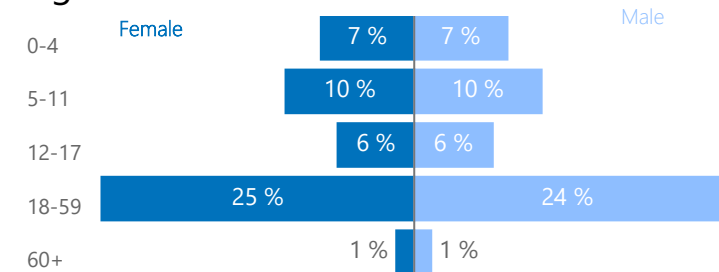
Zone	HHs	Individuals
Rubondo	38,664	102,995
Juru	40,435	85,300
Base Camp	17,013	67,432

Main Countries of Origin

	Total
DR Congo	194,314
Burundi	33,399
Rwanda	15,191
Somalia	11,491

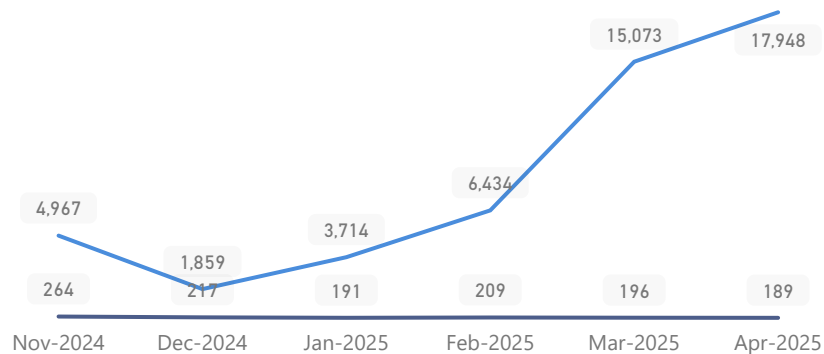


Age & Gender Breakdown




New Registration by Month

● New Arrivals ● Births



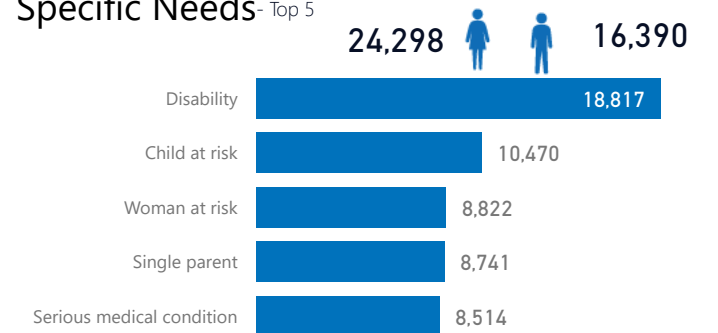
Main Occupations

15% Have occupation



* Age is between 18 - 59 years for Occupation

Specific Needs- Top 5





UGANDA- POPULATION DASHBOARD

ANNEX III - SETTLEMENT PROFILES 30-Apr-2025

Oruchinga

Total Population
8,107

Total Refugees
8,107

Total Households
1,733

Total Asylum-Seekers
0

Women and Children 6,335

78 %

Female 4,164

51 %

Elderly (60+) 288

4 %

Youth (15-24) 1,826

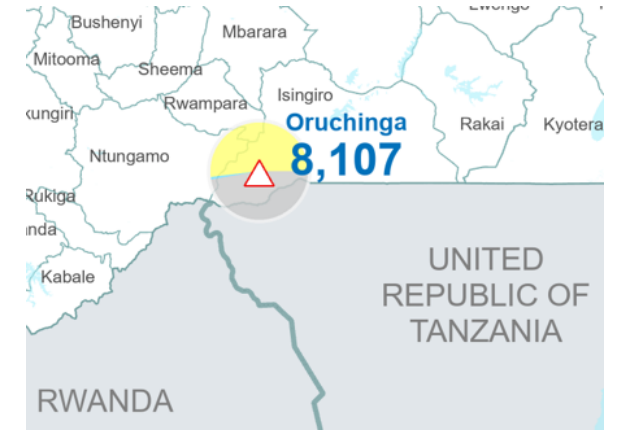
23 %

Main Hosting Locations

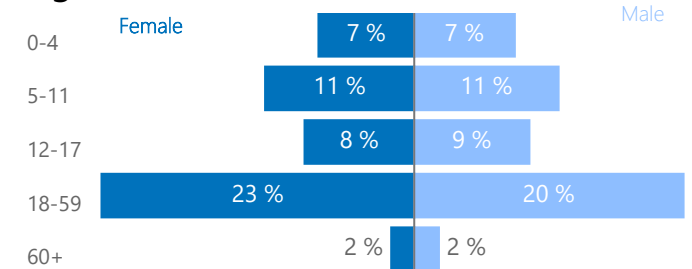
Zone	HHs	Individuals
Kifunjo	541	2,363
Michinga	432	2,099
Busheka	432	2,017

Main Countries of Origin

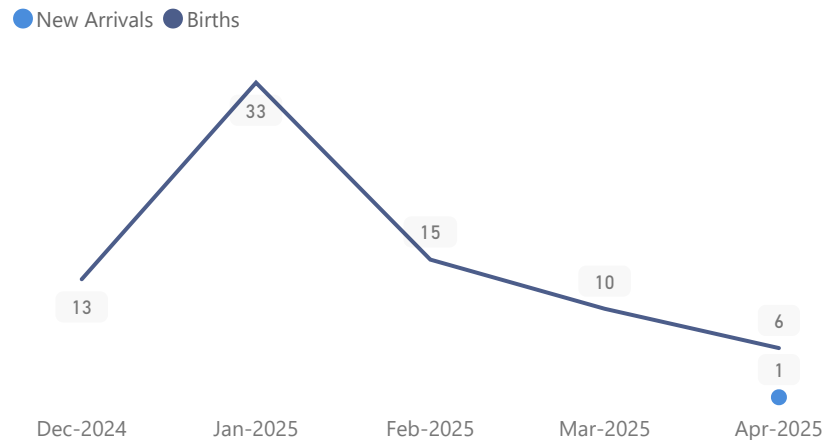
	Total
DR Congo	4,214
Rwanda	2,143
Burundi	1,689
South Sudan	66



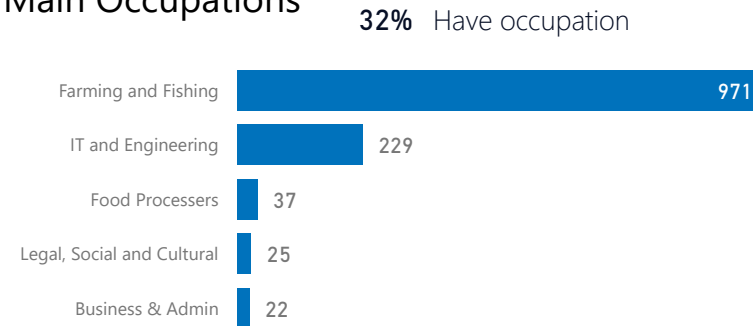
Age & Gender Breakdown



New Registration by Month

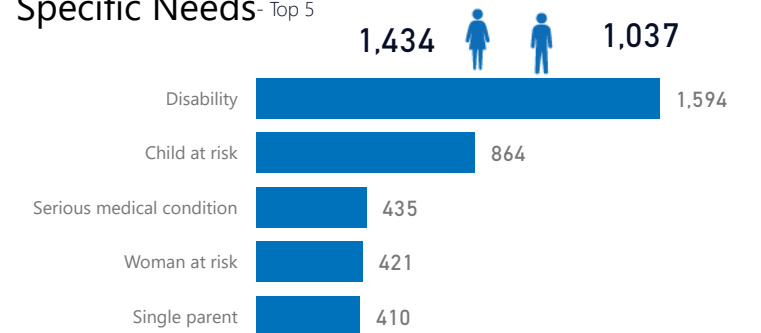


Main Occupations



* Age is between 18 - 59 years for Occupation

Specific Needs - Top 5





UGANDA- POPULATION DASHBOARD

ANNEX III - SETTLEMENT PROFILES 30-Apr-2025

Palabek

Total Population
91,409

Total Refugees
91,409

Total Households
19,219

Total Asylum-Seekers
0

Women and Children 75,574

83 %

Female 45,899

50 %

Elderly (60+) 1,612

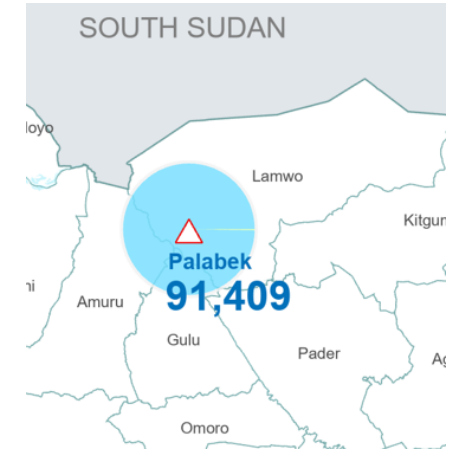
2 %

Youth (15-24) 25,103

27 %

Main Hosting Locations

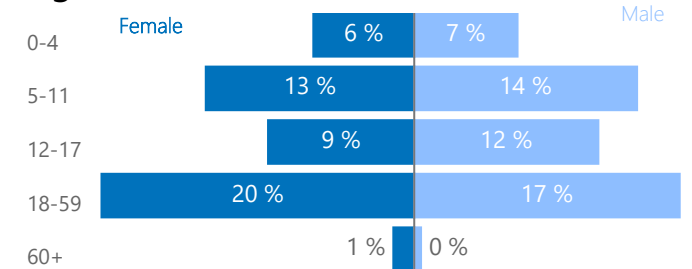
Zone	HHs	Individuals
Zone 6	3,850	19,102
Zone 5B	2,856	13,319
Zone 8	2,866	12,614
Zone 7	2,220	11,341
Zone 4	1,841	8,227
Zone 5A	1,394	7,874
Zone 3	1,113	5,867
Zone 9	1,008	4,814
Zone 1	992	4,114
Zone 2	1,066	4,095



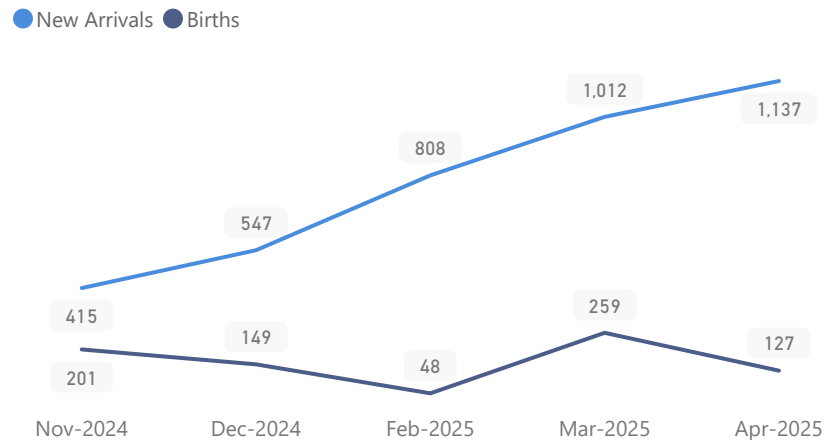
Main Countries of Origin

Country	Total
South Sudan	91,117
Sudan	244
DR Congo	47

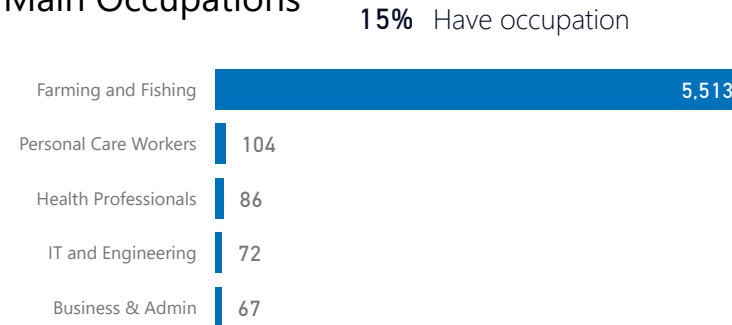
Age & Gender Breakdown



New Registration by Month

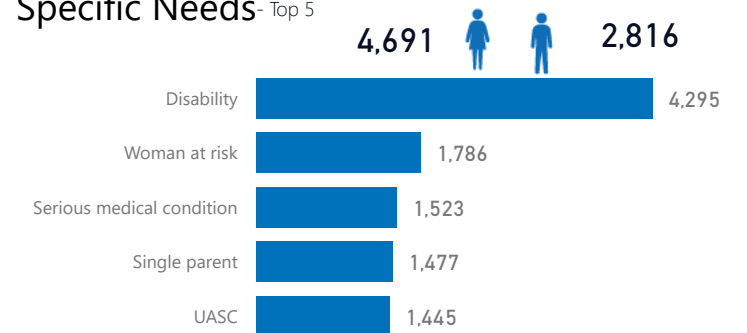


Main Occupations



* Age is between 18 - 59 years for Occupation

Specific Needs- Top 5





UGANDA- POPULATION DASHBOARD

ANNEX III - SETTLEMENT PROFILES 30-Apr-2025

Palorinya

Total Population
140,567

Total Refugees
140,565

Total Households
28,411

Total Asylum-Seekers
2

Women and Children 110,708
79 %

Female 73,868
53 %

Elderly (60+) 5,748
4 %

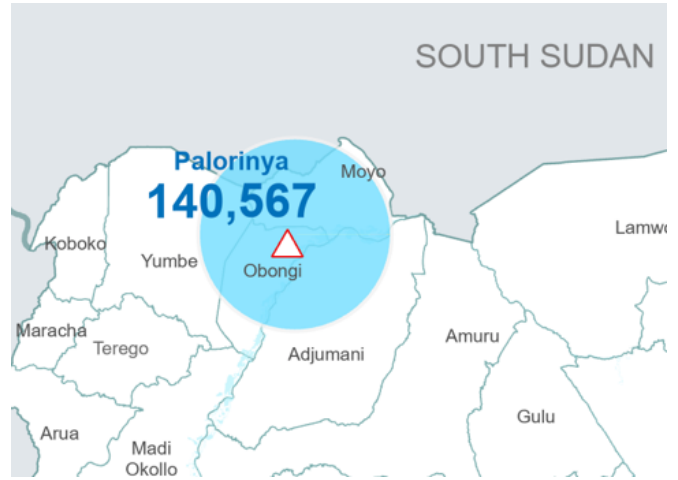
Youth (15-24) 37,812
27 %

Main Hosting Locations

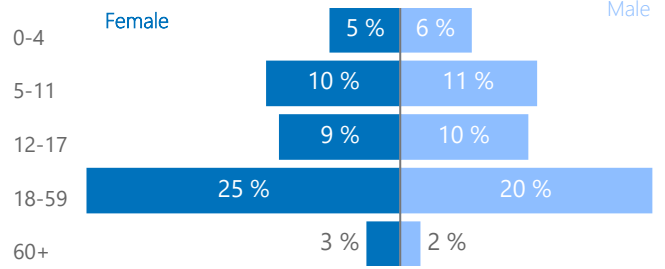
Zone	HHs	Individuals
Morobi	9,472	47,293
Dongo West	5,201	25,494
Chinyi	4,371	20,066
Basecamp Ibakwe	2,751	15,439
Dongo East	2,937	14,608
Belemaling	2,103	10,541
Budri	1,572	7,116

Main Countries of Origin

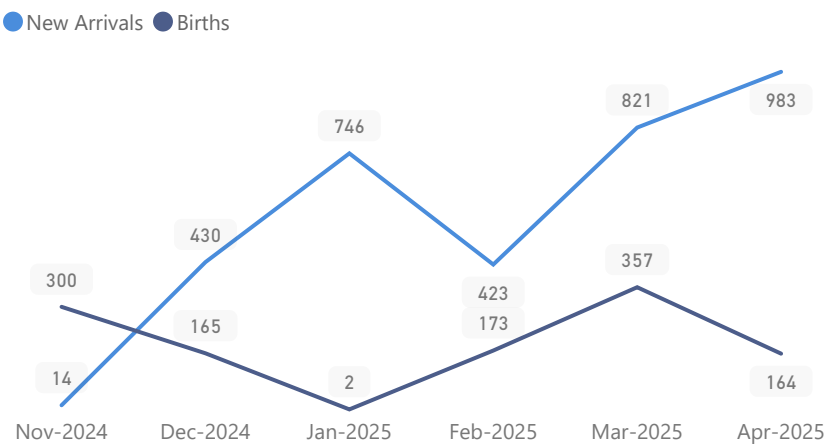
	Total
South Sudan	140,472
DR Congo	53
Sudan	41
Congo, Republic of the	1



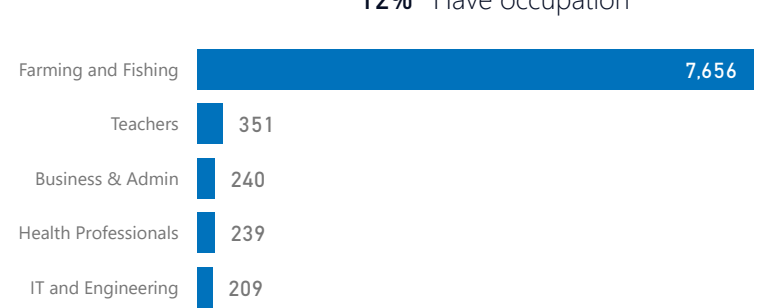
Age & Gender Breakdown



New Registration by Month

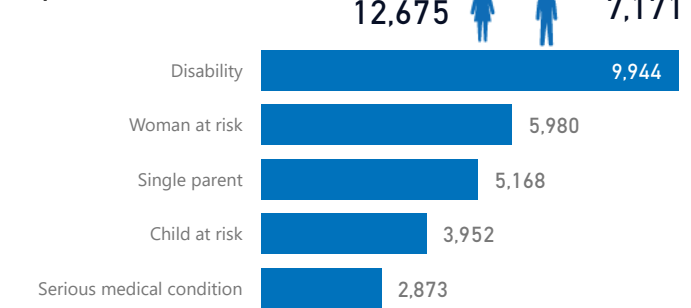


Main Occupations



* Age is between 18 - 59 years for Occupation

Specific Needs - Top 5





UGANDA- POPULATION DASHBOARD

ANNEX III - SETTLEMENT PROFILES 30-Apr-2025

Total Population 179,970	Total Refugees 179,904
---	---

Total Households 34,601	Total Asylum-Seekers 66
--	--

Women and Children 144,875



Female 90,911



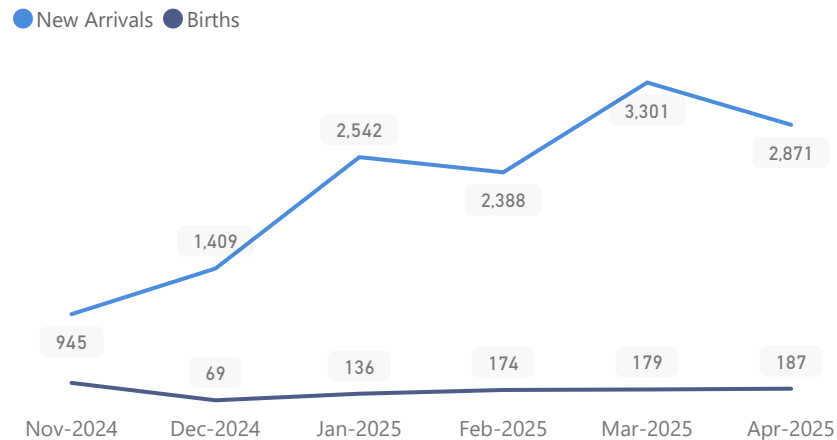
Elderly (60+) 3,643



Youth (15-24) 52,188



New Registration by Month



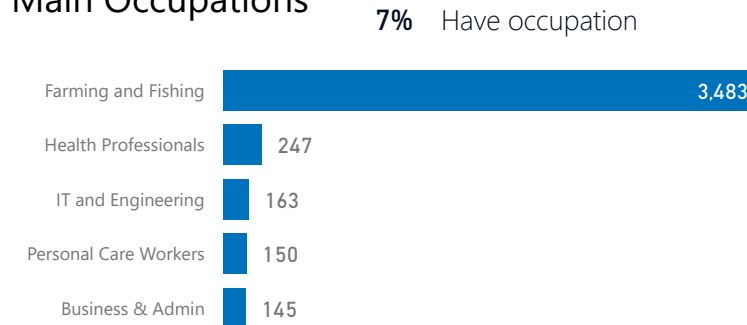
Main Hosting Locations

Zone	HHs	Individuals
Zone 7	10,369	52,287
Zone 2	8,146	32,999
Zone 6	4,991	27,396
Zone 3	4,646	22,845
Zone 1	2,367	16,091
Zone 5	1,870	14,715
Zone 4	2,211	13,632

Main Countries of Origin

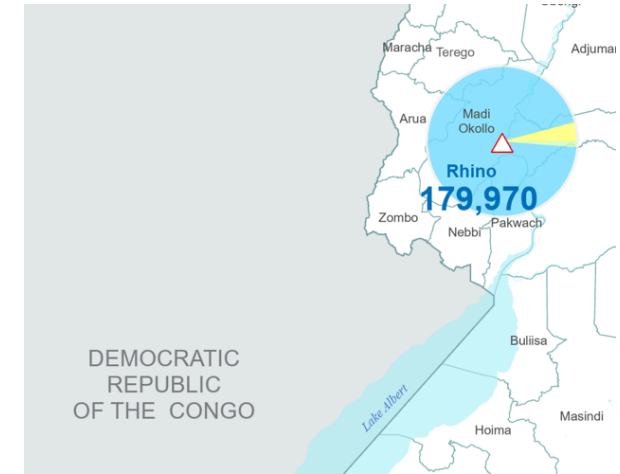
Country	Total
South Sudan	170,186
DR Congo	7,490
Sudan	2,183
Rwanda	36

Main Occupations

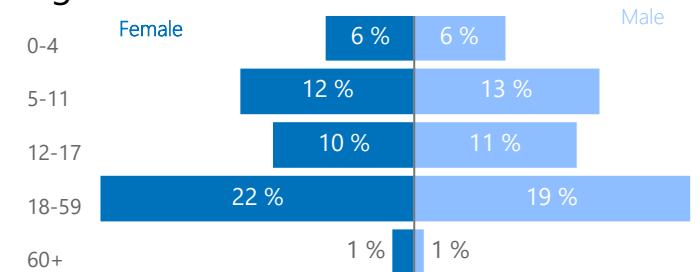


* Age is between 18 - 59 years for Occupation

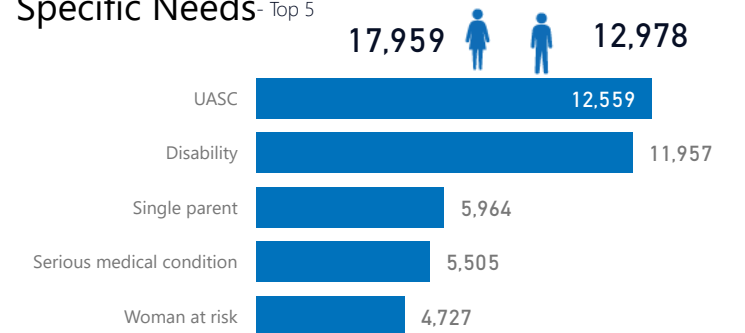
Rhino



Age & Gender Breakdown



Specific Needs- Top 5





UGANDA- POPULATION DASHBOARD

ANNEX III - SETTLEMENT PROFILES 30-Apr-2025

Rwamwanja

Total Population
102,452

Total Refugees
101,237

Total Households
24,114

Total Asylum-Seekers
1,215

Women and Children 82,549



Female 52,616



Elderly (60+) 2,858



Youth (15-24) 21,223

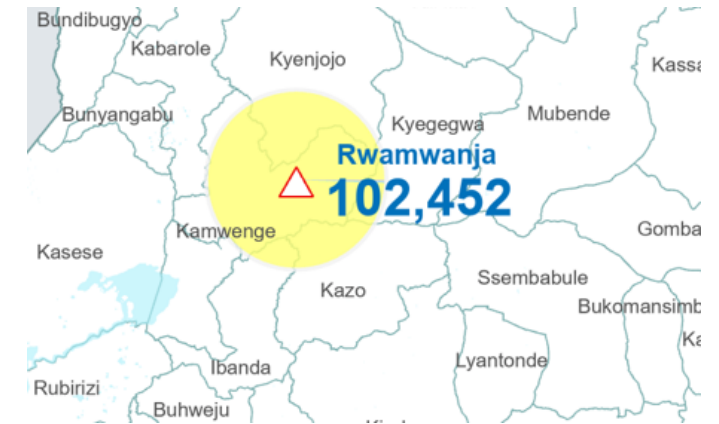


Main Hosting Locations

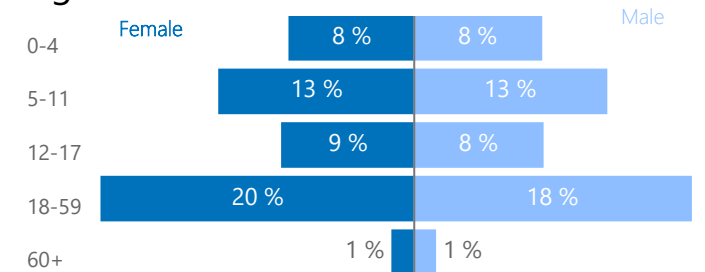
Zone	HHs	Individuals
Kyempango	10,981	39,817
Kaihora	3,018	13,412
Mahani	2,353	11,131
Ntenungi	1,802	9,216
Nkoma	1,763	8,960
Base Camp	1,876	8,598
Mahiga	956	4,527
Kikuura	565	2,762
Wajjagahe	432	2,209
Buguta	338	1,740

Main Countries of Origin

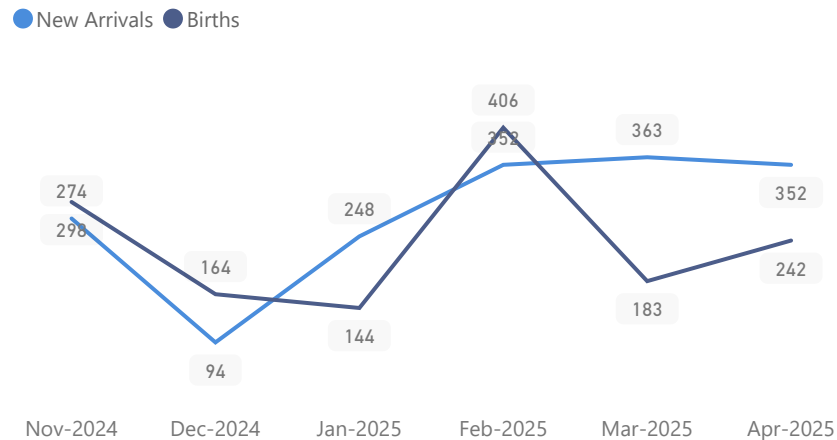
	Total
DR Congo	101,904
Rwanda	316
South Sudan	168
Burundi	59



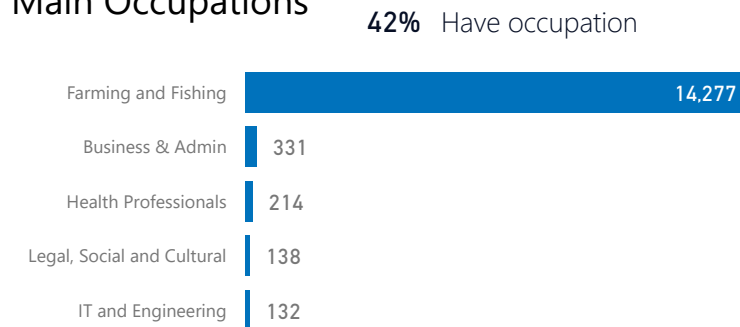
Age & Gender Breakdown



New Registration by Month



Main Occupations



* Age is between 18 - 59 years for Occupation

Specific Needs - Top 5

