# I. Refugees and Asylum Seekers in urban areas

## Key Figures

**7 296** Refugees and Asylum Seekers

**5746** Refugees and Asylum Seekers biométrically registered

**6 498** Registered Refugees

**798** Asylum Seekers

## Age and Gender of Refugee Population

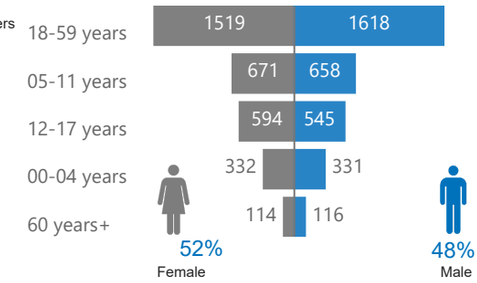


## Age and Gender of Asylum Seekers

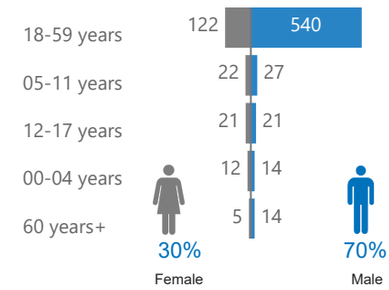


## Urbans Asylum Seekers by location

| Location | F | M | Total |
|---|---|---|---|
| Bukavu | 2 | 3 | 5 |
| Goma | 20 | 17 | 37 |
| Kinshasa | 54 | 73 | 127 |
| Lubumbashi | 106 | 523 | 629 |
| **Total** | **182** | **616** | **798** |

| Number of Cires | Total |
|---|---|
| Bukavu | 164 |
| Goma | 1182 |
| Kinshasa | 608 |
| Lubumbashi | 1187 |
| **Total** | **3141** |

## Urbans Refugees by location

| Location | F | M | Total |
|---|---|---|---|
| Bukavu | 677 | 624 | 1301 |
| Goma | 1086 | 960 | 2046 |
| Kinshasa | 561 | 570 | 1131 |
| Lubumbashi | 906 | 1114 | 2020 |
| **Total** | **3230** | **3268** | **6498** |

## Urbans Asylum seekers by country of origin

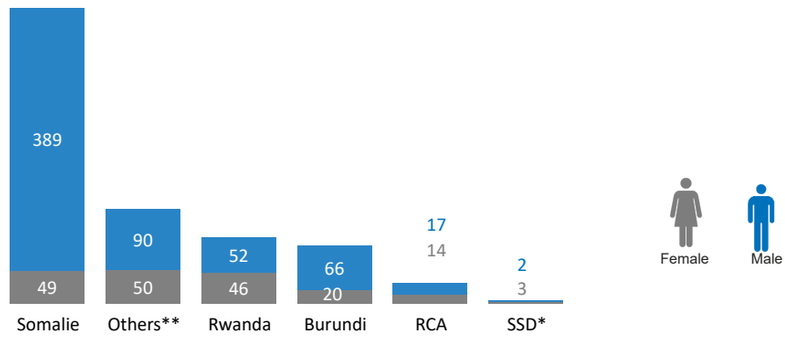


**Syrie(45), Angola(27), République du Congo,(17), Cameroun(5),..

## Urbans refugees Profile

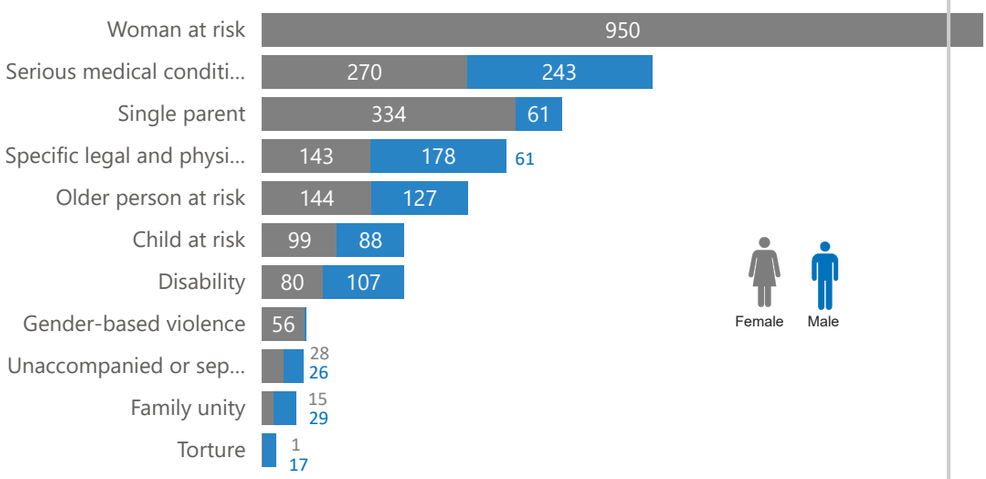


## Urbans Refugees by location by country of origin

| Location | F | M | Tot |
|---|---|---|---|
| **Bukavu** | **677** | **624** | **1301** |
| Burundi | 131 | 156 | 287 |
| Rwanda | 546 | 468 | 1014 |
| **Goma** | **1086** | **960** | **2046** |
| Burundi | 352 | 299 | 651 |
| Ouganda | 4 | 1 | 5 |
| Rwanda | 730 | 660 | 1390 |
| **Kinshasa** | **561** | **570** | **1131** |
| Angola | 71 | 67 | 138 |
| Burundi | 32 | 28 | 60 |
| Congo | 60 | 79 | 139 |
| Erithrée | 4 | 4 | 8 |
| Liberia | 3 | 2 | 5 |
| Ouganda | 7 | 11 | 18 |
| RCA | 224 | 232 | 456 |
| Rwanda | 122 | 114 | 236 |
| Sierra Leone | 0 | 1 | 1 |
| SSD | 33 | 26 | 59 |
| SUD | 1 | 3 | 4 |
| Syrie | 1 | 1 | 2 |
| Tchad | 3 | 2 | 5 |
| **Lubumbashi** | **906** | **1114** | **2020** |
| Burundi | 517 | 694 | 1211 |
| Cote d'Ivoire | 5 | 4 | 9 |
| RCA | 1 | 4 | 5 |
| Rwanda | 363 | 389 | 752 |
| Somalie | 12 | 10 | 22 |
| Syrie | 8 | 13 | 21 |
| **Total** | **3230** | **3268** | **6498** |

Individually recognized refugees living in the cities of Goma, Kinshasa, Lubumbashi and Bukavu are considered urban refugees in the DRCongo. Continuous registration is carried out in these areas. They are all in possession of identity documents issued by the government with UNHCR support.

SSD: South Sudan
SUD: Sudan
RCA: Central African Republic

## II. Central African Refugees and Asylum Seekers

### Key Figures

**207 127** Refugees and Asylum Seekers

**149 853** Refugees and Asylum Seekers biometrically registered

**207 043** Registered Refugees

**84** Asylum Seekers

### Age and Gender of Refugee Population

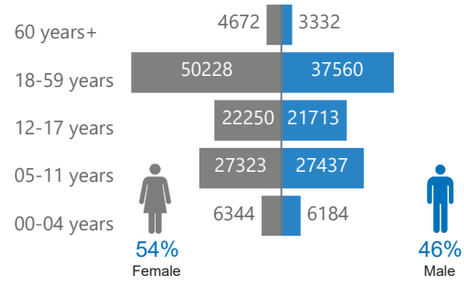


### Age and Gender of Asylum Seekers

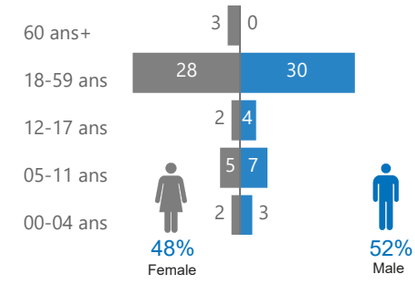


### Central African Refugee Population by Type of Location

| Rural | In settlements | Urban |
|---|---|---|
| 154 695 | 51 887 | 461 |
| 74.7% | 25.1% | 0.2% |

### Central african Refugee in settlements

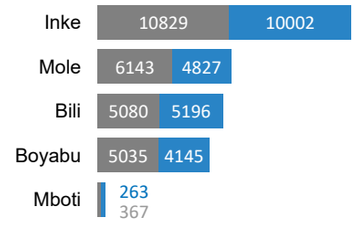


### Refugees in the developpement pole

| Location | F | M | Total |
|---|---|---|---|
| Modale | 3529 | 3043 | 6572 |
| nzakara | 4799 | 3927 | 8726 |
| sidi | 2128 | 2040 | 4168 |
| wenze | 2328 | 1631 | 3959 |
| **Total** | **12784** | **10641** | **23425** |

### Locations of Central African Refugee Population in DRC

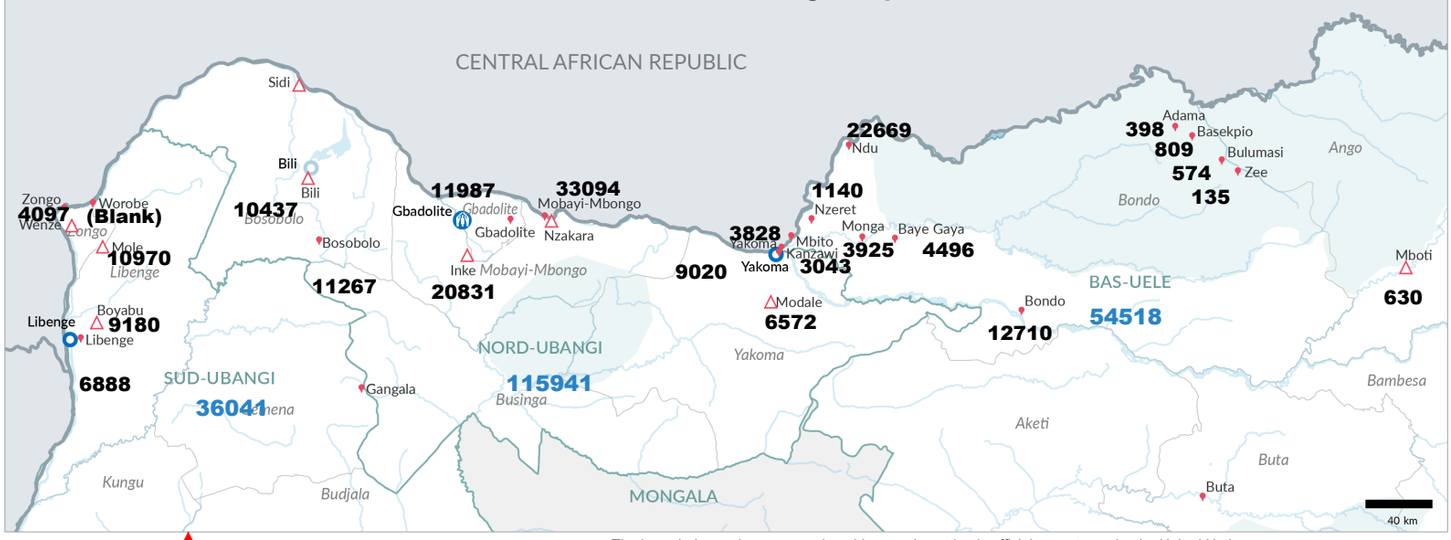


The boundaries and names used on this map do not imply official acceptance by the United Nations.

- Refugee Location
- Refugee Settlement
- UNHCR Sub-Office
- UNHCR Field-Office
- UNHCR Field-Unit
- International Boundary
- Provincial Border
- Other Countries
- Park
- Territorial Border

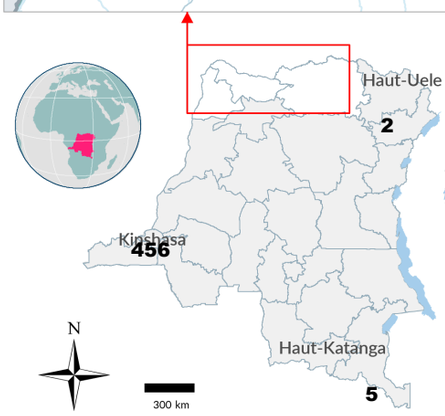


### Central African Refugee Population Trend (2025)

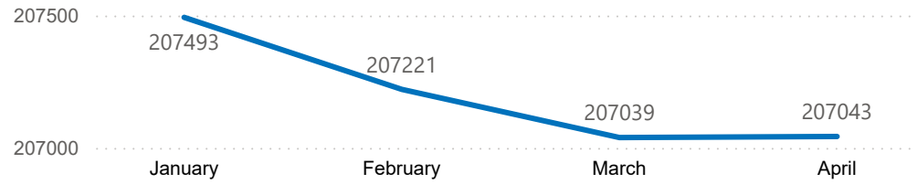


### Comments about the figures of Central African refugees

**207,122** Central African refugees and asylum seekers in DRC as at 30/4/2025, i.e. **207,043** refugees and **84** asylum seekers with identity documents issued by the government with UNHCR support. This represents a increase of **0.05%** compared with March 2025, following after ongoing registration activities in the Boyabu, Inke and Bili camps and the Modale, Sidi VPD Site during the month.

## III. South Sudanese Refugees and Asylum Seekers

### Key Figures

**55 900** Reugees and Asylum Seekers

**32 859** Refugees and Asylum Seekers biometrically registered

**55 540** Registered Refugees

**360** Asylum Seekers

### Age and Gender of Refugee Population

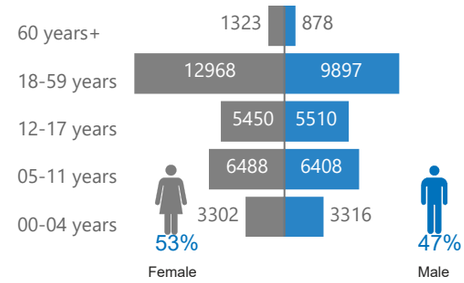


### Age and Gender of Asylum Seekers

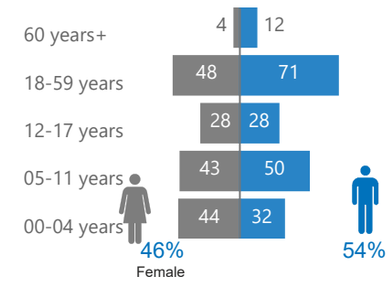


### South Sudanese Refugee Population by Type of Location

| Rural | In settlements | Urban |
|---|---|---|
| 19 659 | 35 822 | 59 |
| 35.4% | 64.5% | 0.1% |

### South Sudanese Refugee in settlements

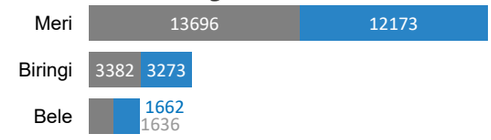


### South Sudanese Urban refugee

| Location | F | M | Total |
|---|---|---|---|
| Kinshasa | 33 | 26 | 59 |
| **Total** | **33** | **26** | **59** |

### Location of South Sudanese Refugees in DRC

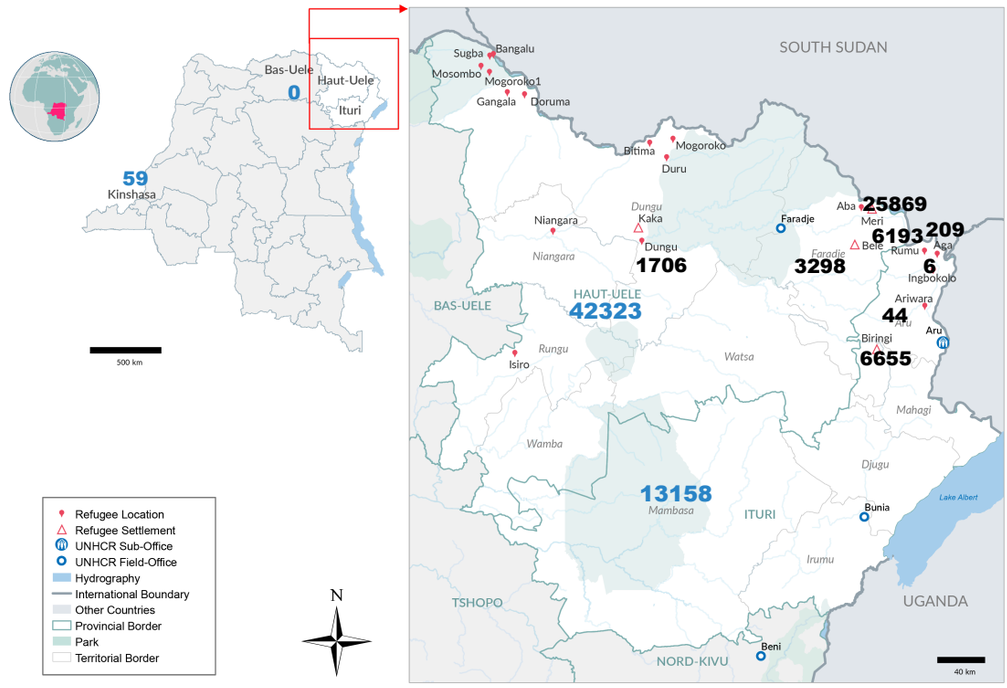


The boundaries and names used on this map do not imply official acceptance by the United Nations.

### South Sudanese Refugee Population Trend ( 2025)

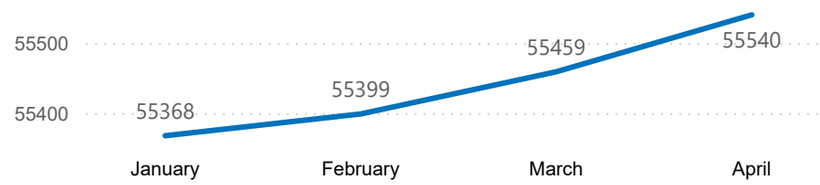


### Comments about the figures of South Sudanese refugees

As at 30/4/2025, there were **55,900** South Sudanese refugees and asylum seekers in the DRC with identity documents issued by the government with the support of the UNHCR. There was a 1.37% increase in the number of refugees observed for refugees after routine registration activities in the Bele, Meri and Biringi Sites.

## IV. Burundian Refugees and Asylum Seekers

### Key Figures

**51 760** Refugees and Asylum Seekers

**33 341** Refugees and Asylum Seekers biométrically registered

**51 570** Registered Refugees

**190** Asylum Seekers

### Age and Gender of Refugee Population

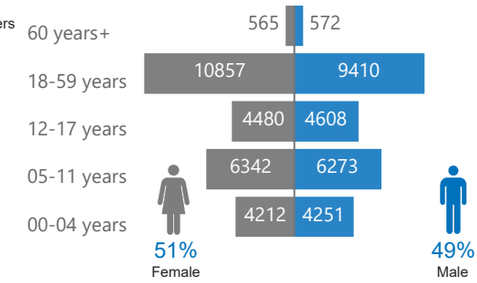


### Age and Gender of Asylum Seekers

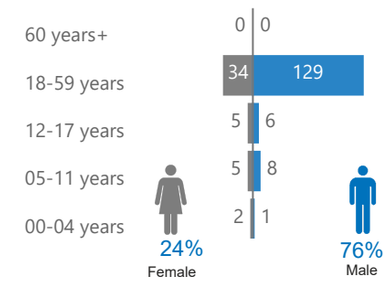


### Burundian Refugee Population by Type of Location

| Rural | In settlements | Urban |
|---|---|---|
| 8 034 | 41 327 | 2 209 |
| 15.58% | 80.14% | 4.28% |

### Burundian Refugee in settlements

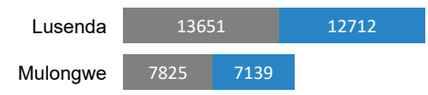


### Burudian Urban refugee

| Location | F | M |
|---|---|---|
| Lubumbashi | 517 | 694 |
| Goma | 352 | 299 |
| Bukavu | 131 | 156 |
| Kinshasa | 32 | 28 |
| **Total** | **1032** | **1177** |

### Location of Burundian Refugees in DRC

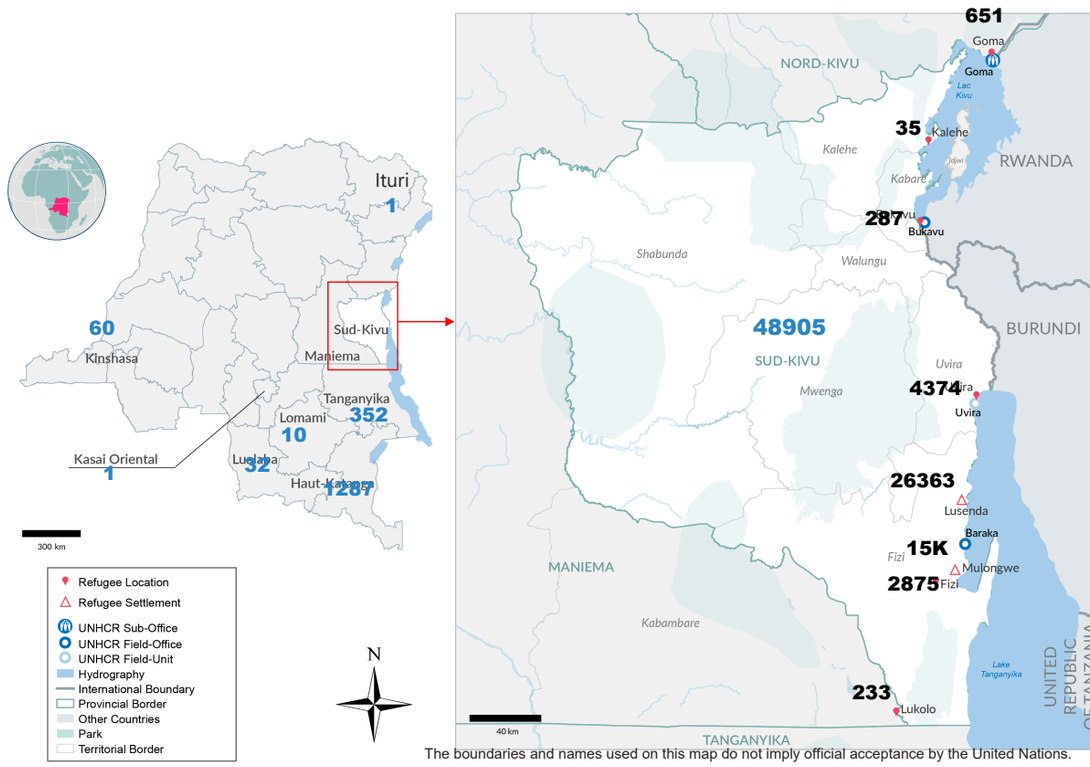


The boundaries and names used on this map do not imply official acceptance by the United Nations.

### Burundian Refugee Population Trend ( 2025)

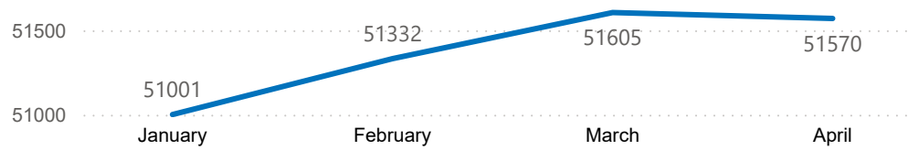


### Comments about the figures of Burundian refugees

**51,760** Burundian refugees and asylum seekers in the DRC as at 30/4/2025, including **51,570** refugees and **190** asylum seekers. This represents an 0.4% decrease compared with March due to continuous registration operations. All refugees and asylum seekers hold identity documents issued by the government with technical support from UNHCR.

## V. Rwandan Refugees and Asylum Seekers

### Key Figures

**202 844** Refugees and Asylum Seekers

**4 854** Refugees and Asylum Seekers biométrically registered

**202 703** Registered Refugees

**141** Asylum Seekers

### Age and Gender of Refugee Population

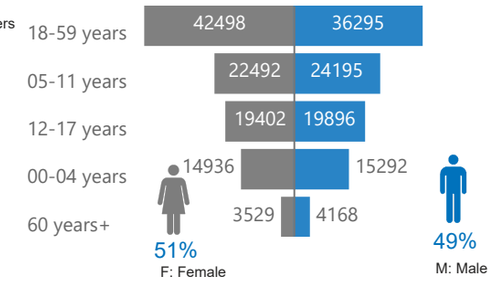


### Age and Gender of Asylum Seekers

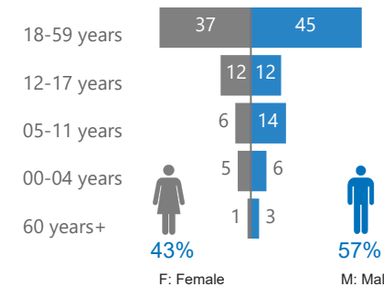


### Rwandan Refugee Population by Type of Location

| Rural | Urban |
|---|---|
| 199 311 | 3 392 |
| 98.33% | 1.67% |

### Rwandan refugee in province

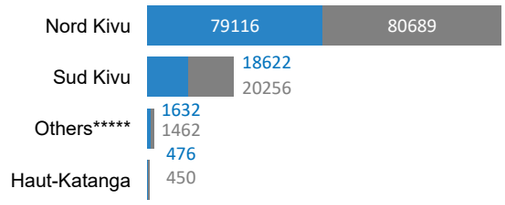


### Rwandan Urban refugee

| Localisation | F | M |
|---|---|---|
| Bukavu | 546 | 468 |
| Goma | 730 | 660 |
| Kinshasa | 122 | 114 |
| Lubumbashi | 363 | 389 |
| **Total** | **1761** | **1631** |

### Location of Rwandan Refugees in DRC

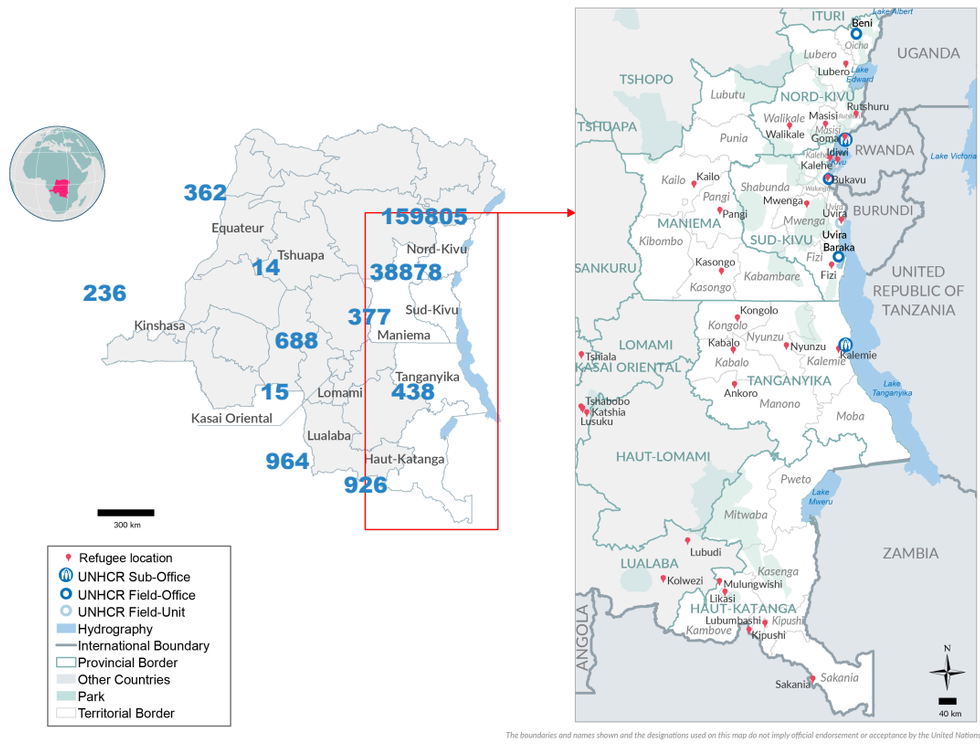


### Rwandan Refugee Population Trend (2025)

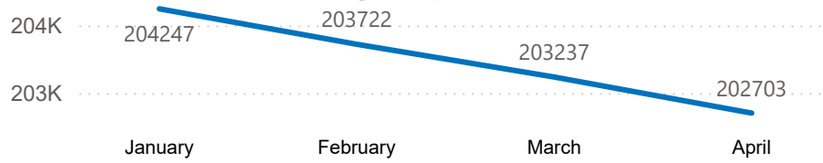


### Comments about the figures of Rwandan refugees

The presence of armed groups, military operations and inaccessibility in areas with a high concentration of refugees have made it difficult to finalize the registration of Rwandan refugees in the provinces of North and South Kivu. Ongoing registration is effective in accessible areas. The same applies to the repatriation of Rwandan refugees continues. In 2025, **1.532** Rwandans have been repatriated voluntary to their country .