

LRP 2025 Appeal

\$2.99 billion

Available

\$581 million

\$281 million received between January and End of March 2025 plus \$300 million of funds received in 2024 for 2025 projects + carry-over

LRP 2025 Funding Available *Based on Partner Reporting*



2025 LRP Donors

Adaptation Fund, Australia, Austria, Belgium, Bulgaria, Canada, Central Emergency Response Fund - CERF, Chaine du Bonheur/Swiss Solidarity, Core funds, Denmark, Disasters Emergency Committee (DEC), Education Cannot Wait Fund, European Union, Finland, France, Germany, Giro555, Global Fund for Fighting AIDS, Tuberculosis and Malaria, Iceland, Ireland, Italy, Japan, Japan Platform, Korea, Republic Of, Lebanon, LHF-OCHA, Lithuania, Luxembourg, Monaco, Netherlands, New Zealand, Norway, PBF, Philippines, Private Donors, Qatar, Regional Development and Protection Program, Slovak Republic, Spain, Sweden, Switzerland, Theirworld, United Kingdom, United States Of America, Women's Peace and Humanitarian Fund, World Bank

Direct recipients*

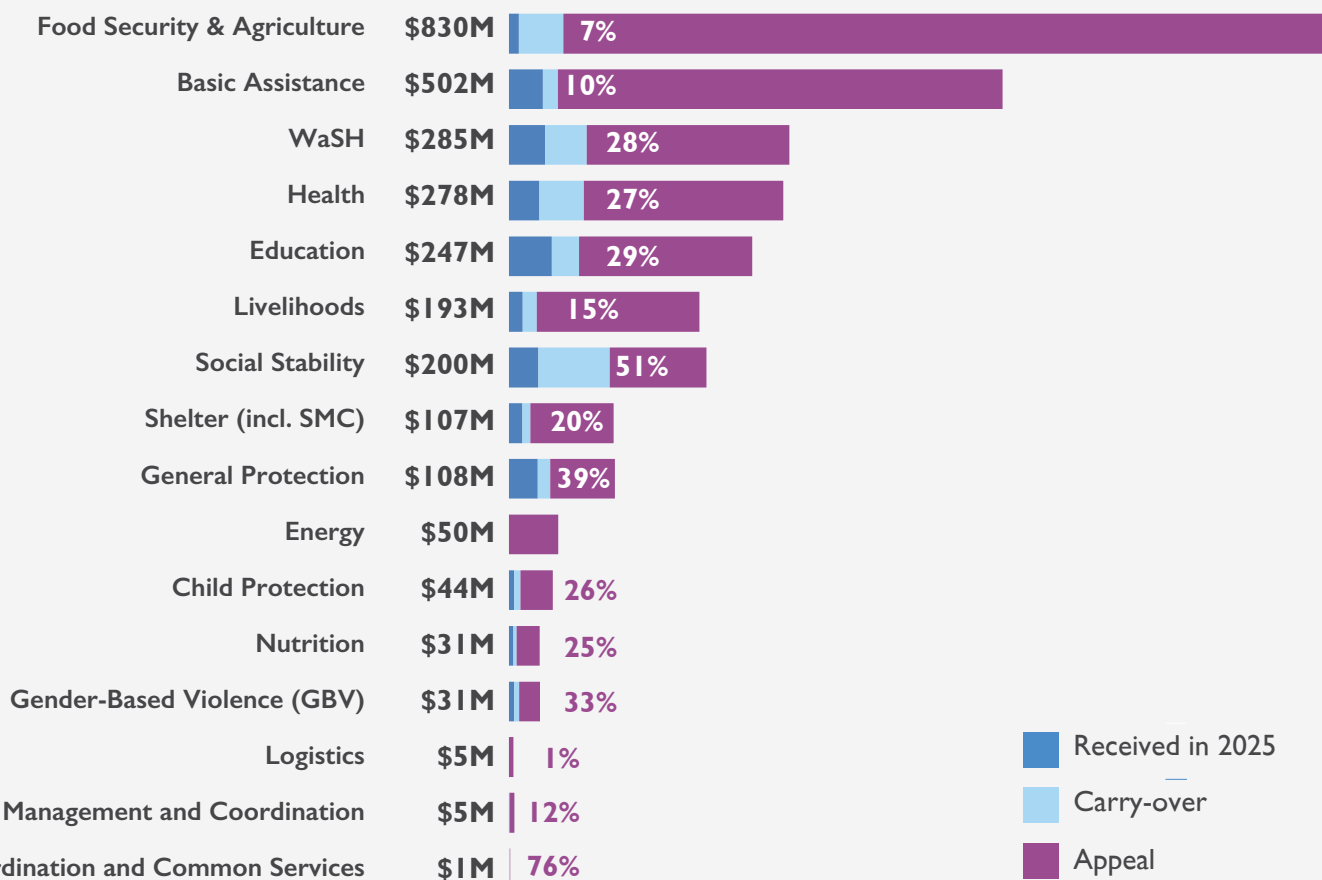
ABAAD, ACF Spain, ACTED, ADRA, AICA, AMEL, Ana Aqra, ANERA, Arche Nova, AVSI, Basmeh-zeitooneh, CARE, Caritas Lebanon, CISP, DCA, Doria Feminist Fund, DRC, Embrace, FAO, Ghawth, Humedica, Imam Sadr Foundation, IMC, Intersos, IOCC Lebanon, IOM, IRC, JRS, LHF, MAG, Magna Lebanon, MAP-UK, MCC, MDM, MEDAIR, Naba'a, Nabad, NRC, OXFAM, PCPM, Plan International, PU-AMI, Rahma Association, RESTART Lebanon, RI, SCI, SIDC, Skoun, Solidarités international, SPHERE Building Tomorrow-SBT, Tabitha-Dorcas, TdH-It, TdH-L, UN WOMEN, UNDP, UNFPA, UNHCR, UNICEF, UNOPS, UNRCO, UNRWA, We World GVC, Welthungerhilfe, WFP, WHO, WRF, WVI

* Partners listed above are those who reported receiving direct funding from donors in 2025

Lebanon Response Plan (LRP) 2025 Q1 Funding Update

As of 31st of March 2025

2025 Funding Received and Allocated: LRP Including Flash Appeal

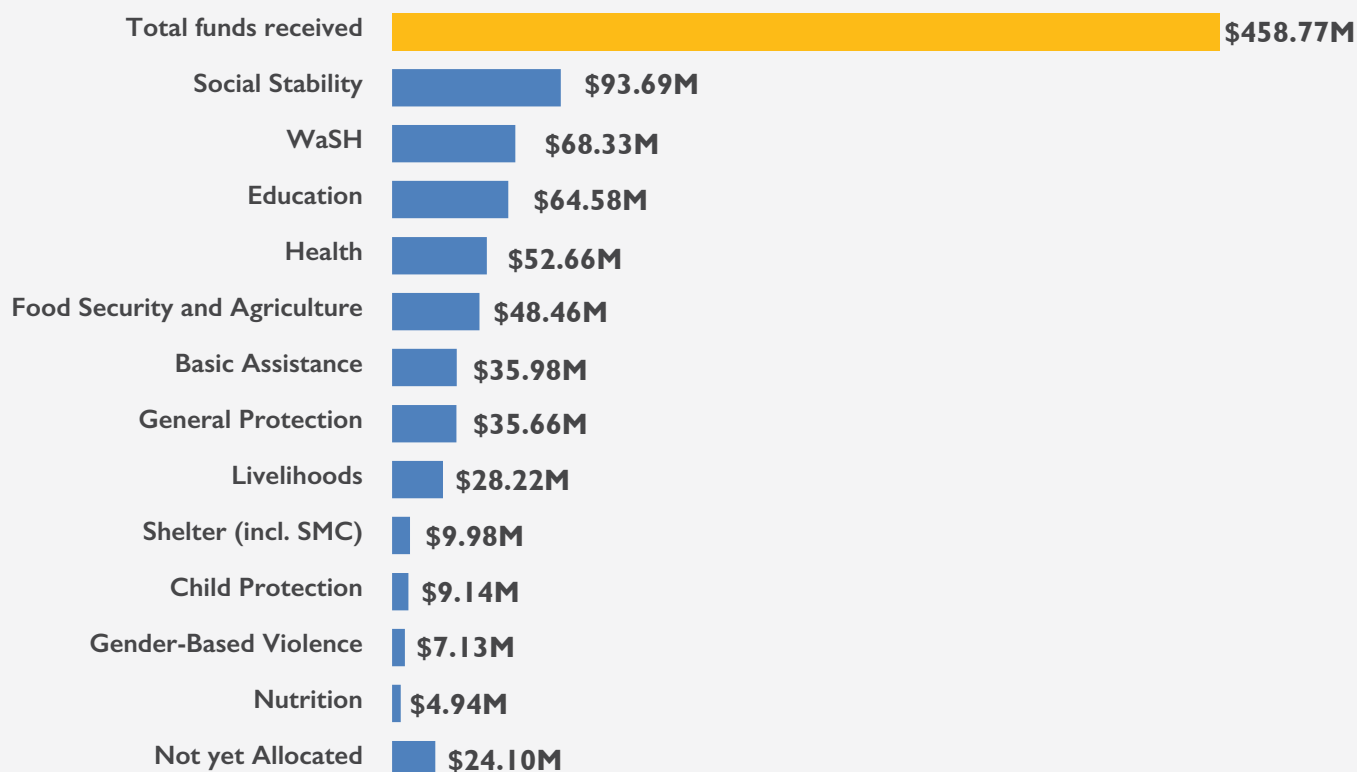


Contributions to the LRP and Flash Appeal in 2025 reported by UN and NGO implementing partners by sector in USD (1 Jan – 31 March 2025)

Sector	A. Received in 2025	B. Carry over from 2024	C. Available in 2025	Appeal 2025 (Needs)	Percent Funded (2025 received alone)	Percent Funded (2025 received + Carry over from 2024)
Total	281.10M	300.68M	581.78M	3006.77M	9%	19%
Basic Assistance	34.61M	15.29M	49.90M	501.76M	7%	10%
Coordination and Common Services	0M	0.95M	0.95M	1.25M	0%	77%
Education	43.63M	27.49M	71.13M	247.32M	18%	29%
Energy	0M	0M	0M	50M	0%	0%
Food Security and Agriculture	9.92M	45.44M	55.36M	830M	2%	7%
Health	30.86M	45.22M	76.09M	278.72M	11%	28%
Livelihoods	14.00M	14.21M	28.21M	193.46M	8%	15%
Logistics	0M	0.03M	0.03M	4.7M	0%	1%
Nutrition	4.45M	3.47M	7.93M	31.24M	15%	26%
Protection	39.82M	24.09M	63.91M	183.50M	13%	35%
General Protection	29.23M	12.58M	41.82M	107.67M	28%	39%
Child Protection (CP)	5.27M	6.32M	11.59M	44.41M	12%	26%
Gender-Based Violence (GBV)	5.32M	5.19M	10.51M	31.42M	17%	35%
Shelter	13.63M	8.04M	21.67M	106.53M	13%	21%
Site Management, Coordination	0.05M	0.62M	0.67M	5.4M	0%	13%
Social Stability	30.02M	72.37M	102.39M	200.87M	15%	51%
WaSH	36.64M	42.53M	79.17M	285M	13%	28%
Not yet Allocated	23.44M	0.88M	24.32M	0M		

The Sector-level LRP funding reflects the allocations directly tied to sectoral interventions. Additional costs—such as Logistics, Coordination, and Site Management & Coordination (SMC)—are not captured within sector breakdowns but are included in the overall appeal. The total appeal figure of \$2.99B should be retained for reference throughout the remainder of the year.

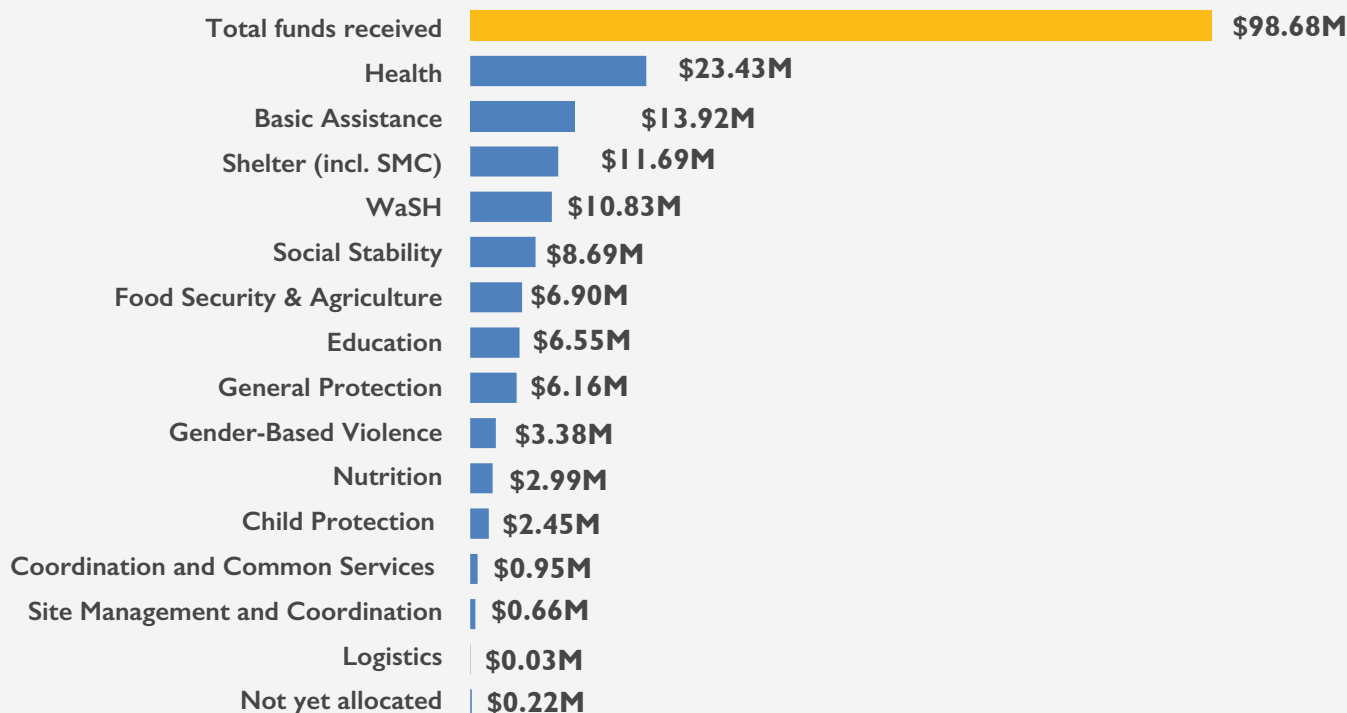
2025 Funding Received and Allocated: LRP only



Contributions to the LRP in 2025 reported by UN and NGO implementing partners by sector in USD (1 Jan – 31 March 2025)

	A. Received in 2025	B. Carry over from 2024	C. Available in 2025	Appeal 2025 (Needs)	Percent Funded (2025received alone)	Percent Funded (2025 received + Carry over from 2023)
Total	251.82M	231.06M	482.88M	2498.42M	9%	18%
Basic Assistance	29.49M	6.49M	35.98M	461.76M	6.38%	7.79%
Education	42.30M	22.27M	64.58M	233.40M	18.12%	27.67%
Food Security	9.08M	39.39M	48.46M	718M	1.26%	6.75%
Health	25.90M	26.75M	52.66M	232.22M	11.16%	22.68%
Livelihoods	14.01M	14.21M	28.21M	193.46M	7.24%	14.58%
Nutrition	4.27M	0.67M	4.94M	24.44M	17.45%	20.20%
Protection	34.76M	17.16M	51.92M	156.5M	22%	33%
General Protection	27.70M	9.96M	35.65M	97.67M	26.31%	36.50%
Child Protection (CP)	5.16M	3.98M	9.14M	34.91M	14.79%	26.18%
Gender-Based Violence (GBV)	3.90M	3.23M	7.13M	23.92M	16.31%	29.80%
Shelter (inc. SMC)	6.16M	3.82M	9.98M	67.24M	9.17%	14.85%
Social Stability	26.54M	67.15M	93.70M	186.37M	14.24%	50.27%
WaSH	35.96M	32.37M	68.33M	225M	15.98%	30.37%
Not yet Allocated	23.35M	0.76M	24.10M			

Response to Escalation of Hostilities in Lebanon (Flash Appeal)



Contributions to the Flash Appeal in 2025 reported by UN and NGO implementing partners by sector in USD (1 Jan – 31 March 2025)

Sector	A. Received in 2025	B. Carry over from 2024	C. Available in 2025	Appeal 2025 (Needs)	Percent Funded (2025 received alone)	Percent Funded (2025 received + Carry over from 2024)
Total	29.28M	69.50M	98.69M	371.35M	19%	27%
Basic Assistance	5.13M	8.76M	13.92M	40M	13%	35%
Coordination and Common Services	0M	0.96M	0.95M	1.25M	0%	76%
Education	1.33M	5.23M	6.56M	13.9M	10%	47%
Food Security	0.85M	6.06M	6.90M	112M	1%	6%
Health	4.96M	18.47M	23.43M	46.5M	11%	50%
Logistics	0M	0.03M	0.03M	4.7M	0%	1%
Nutrition	0.19M	2.80M	2.99M	6.8M	3%	44%
Protection	5.06M	6.94M	12M	27M	19%	44%
General Protection	3.54M	2.63M	6.17M	10M	35%	62%
Child Protection (CP)	0.10M	2.35M	2.45M	9.5M	1%	26%
Gender-Based Violence (GBV)	1.42M	1.96M	3.38M	7.5M	19%	45%
Shelter (inc. SMC)	7.47M	4.22M	11.69M	39.3M	19%	30%
Site Management, Coordination	0.05M	0.62M	0.67M	5.4M	1%	12%
Social Stability	3.48M	5.22M	8.70M	14.5M	24%	60%
WaSH	0.68M	10.15M	10.84M	60M	1%	18%
Not yet Allocated	0.09M	0.12M	0.21M			