Türkiye Health Sector Achievements - 2025

as of April 2025

Inter-Agency Coordination Türkiye

List of all 3RP indicators and reported achievements during 2025. Click the upper left buttons for change of layout/view

Indicator	January	February	March	April	Total
2.1.1 # of individuals who receive SRH services	5,228	4,538	4,675	360	**14,801**
2.1.1.W # of women who receive SRH services	4,718	4,164	4,259	358	**13,499**
1.1.3 # of IEC (information, education, communication) products on MCH and IYCF delivered	2,225	759	379	713	**4,076**
1.1.1 # of consultations received by individuals in primary health	2,057	1,002	813	8	**3,880**
3.2.1 # of individuals who attend awareness raising activities on STIs, including HIV	1,050	1,247	1,415		**3,712**
3.2.1.W # of women who attend awareness raising activities on STIs, including HIV	905	1,081	1,221		**3,207**
2.2.1 # of refugee adolescents and youth receiving health information services	1,122	943	941	1	**3,007**
2.2.1.G # of girl adolescents and youth refugee receiving health information services	1,061	895	872	1	**2,829**
1.1.1.W # of consultations received by women in primary health	809	525	473	6	**1,813**
1.1.1.M # of consultations received by men in primary health	905	340	219	1	**1,465**
1.1.3.W # of IEC (information, education, communication) products on MCH and IYCF produced and delivered to women	792	223	146	266	**1,427**
1.1.3.G # of IEC (information, education, communication) products on MCH and IYCF produced and delivered to girls	727	293	124	199	**1,343**
1.1.3.B # of IEC (information, education, communication) products on MCH and IYCF produced and delivered to boys	706	243	109	248	**1,306**
4.1.1 # of MHPSS consultations provided in (supported) refugee health centers and host community clinics	535	373	252		**1,160**
2.1.1.G # of girls who receive SRH services	336	274	272	2	**884**
2.1.3 # of individuals who received maternity kits	558	150	104		**812**
2.1.3.W # of women who received maternity kits	555	149	104		**808**
4.1.1.W # of MHPSS consultations provided to women in (supported) refugee health centers and host community clinics	262	190	158		**610**
4.1.1.M # of MHPSS consultations provided to men in (supported) refugee health centers and host community clinics	193	122	38		**353**
1.1.1.NBA # of consultations received by non-binary adults in primary health	244	35	0	0	**279**
2.1.1.M # of men who receive SRH services	122	62	92	0	**276**
4.3.3 # of people with disabilities receiving self-care training along with the provision of an appropriate assistive devices for each individual	148	86	34		**268**
3.2.1.G # of girls who attend awareness raising activities on STIs, including HIV	60	77	109		**246**
1.1.2 # of individuals provided with transportation to health facilities	184	34	19		**237**
1.1.1.B # of consultations received by boys in primary health	69	52	80	0	**201**
2.2.1.B # of boy adolescents and youth refugee receiving health information services	61	48	69	0	**178**
3.2.1.M # of men who attend awareness raising activities on STIs, including HIV	58	64	48		**170**
2.1.1.B # of boys who receive SRH services	50	38	52	0	**140**
4.3.3.M # of men with disabilities receiving self-care training along with the provision of an appropriate assistive devices for each individual	78	43	15		**136**
1.1.1.G # of consultations received by girls in primary health	30	50	41	1	**122**
4.1.1.B # of MHPSS consultations provided to boys in (supported) refugee health centers and host community clinics	46	32	25		**103**
4.1.1.G # of MHPSS consultations provided to girls in (supported) refugee health centers and host community clinics	34	29	31		**94**
1.1.2.W # of women provided with transportation to health facilities	80	5	4		**89**
3.2.1.B # of boys who attend awareness raising activities on STIs, including HIV	25	24	37		**86**
4.3.3.W # of women with disabilities receiving self-care training along with the provision of an appropriate assistive devices for each individual	39	21	8		**68**
1.1.2.M # of men provided with transportation to health facilities	34	13	8		**55**
Total	**26,370**	**18,343**	**17,292**	**2,164**	**64,169**

Reporting Partner

All

Supporting Agency

All

Province, District

All

Appeal, EQ Response Activity

All

Nationality

All

Indicator

All

Age

All

Gender

All

Türkiye Health Sector Achievements - 2025

as of April 2025

Inter-Agency Coordination Türkiye

of beneficiaries reached in Türkiye by Health Sector Partners

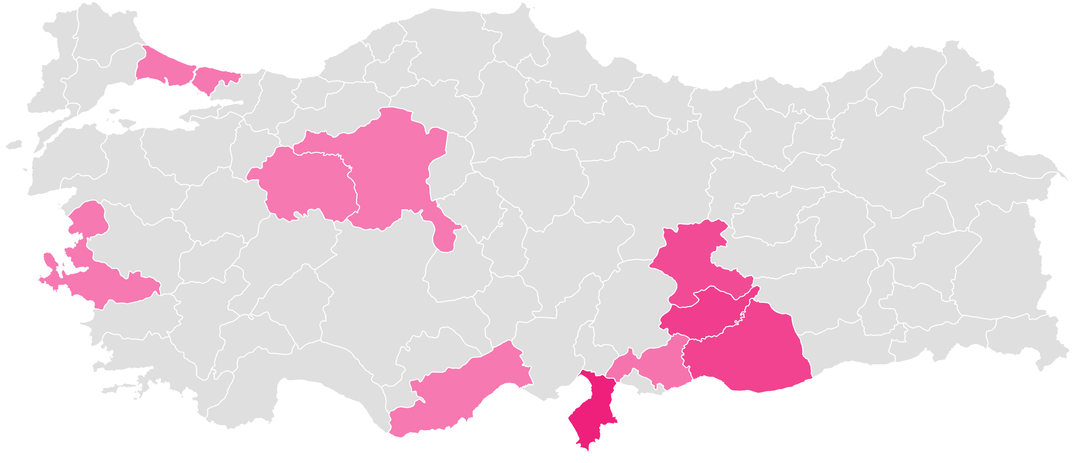

Boundaries shown on this map do not imply official endorsement by UN.

17,374

# of consultations received by persons in need in primary health

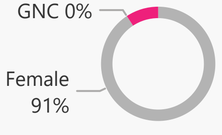

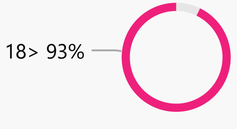

Supporting Agencies: MDM, Relief International, SAMS, UNFPA, UNICEF

Reporting Agencies: ASAM, DDD, NSPPL, SAMS, TKV, UNFPA

Achievements

0

# of consultations received by persons in need in primary health

	Female	Male

1,160

# of MHPSS consultations provided in (supported) refugee health centers and host community clinics

	Female	Male
18>	63.34%	36.66%
0-17	47.72%	52.28%

14,801

# of individuals who receive SRH services

	Female	Male
18>	97.99%	
0-17	86.24%	

0

# of persons provided with transportation to health facilities

	Female	Male

0

# of refugees who attend awareness raising activities on STIs, including HIV

	Female	Male

All figures shown here refer to health sector supported activities in Türkiye. **Sources:** ActivityInfo **Feedback:** IMTurkey@unhcr.org

Türkiye Health Sector Achievements - 2024

as of December 2024

Inter-Agency Coordination Türkiye

of beneficiaries reached in Türkiye by Health Sector Partners

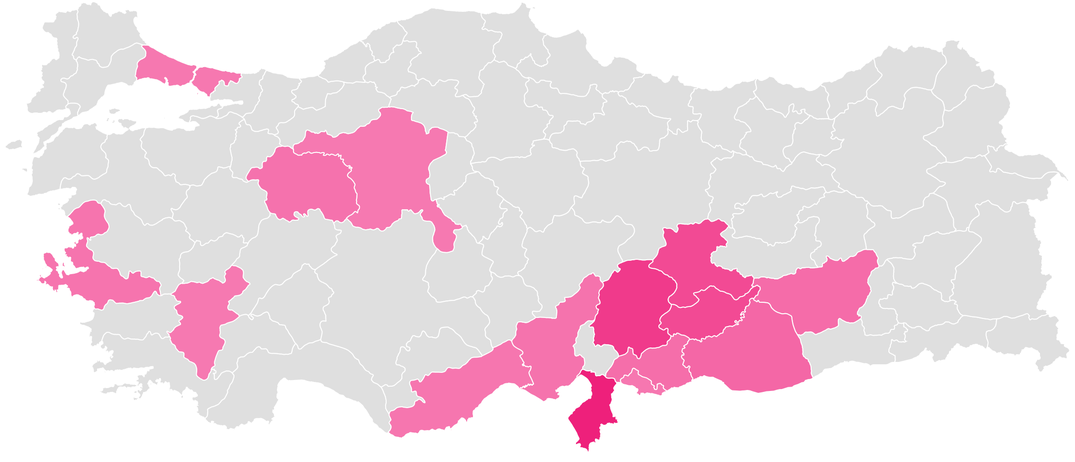

Boundaries shown on this map do not imply official endorsement by UN.

271,409

# of consultations received by persons in need in primary health

Supporting Agencies

ASAM	IOM	KAMER	MoH	Relief Inter...	Sanliurfa M...	UNHCR	WHO	YAHA
Humanity&I...	IRC	MDM	Pozitif Yasa...	SAMS	UNFPA	UNICEF	World Visio...	

Reporting Agencies

ASAM	DDD	EVSAD	IDA	IOM	Maya F...	MUDEM	NSPPL	Relief I...	SAMS	UNFPA	UOSSM...

Achievements

258,949

# of consultations received by persons in need in primary health

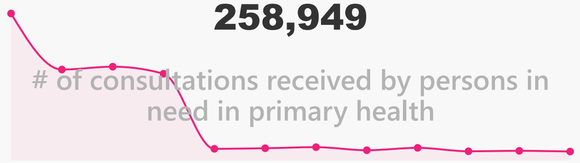

	Female	Male
18>	50.63%	49.36%
0-17	51.31%	48.65%

10,635

# of MHPSS consultations provided in (supported) refugee health centers and host community clinics

	Female	Male
18>	60.52%	39.45%
0-17	43.40%	56.60%

86,483

# of individuals who receive SRH services

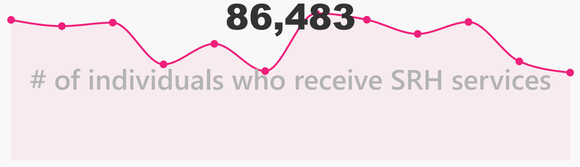

	Female	Male
18>	97.70%	
0-17	85.28%	

4,353

# of persons provided with transportation to health facilities

	Female	Male
18>	70.46%	29.47%
0-17	51.53%	48.47%

15,997

# of refugees who attend awareness raising activities on STIs, including HIV

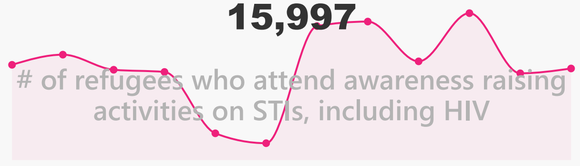

	Female	Male
18>	97.11%	
0-17	84.35%	

All figures shown here refer to health sector supported activities in Türkiye. **Sources:** ActivityInfo **Feedback:** IMTurkey@unhcr.org