Uganda Country Refugee Response Plan (UCRRP)
Critical Indicator Tracking Matrix - **Nyumanzi Reception Centre**

As of *09/05/2025 - 15/05/2025*

New arrivals

8,427
Arrivals since Jan 2025

494
Arrivals in the last reporting week

Occupancy

118%
The center is operating over capacity, accomodating a population of
1,182 compared to its capacity of
1,000 individuals

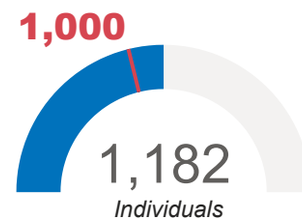

Daily new arrivals

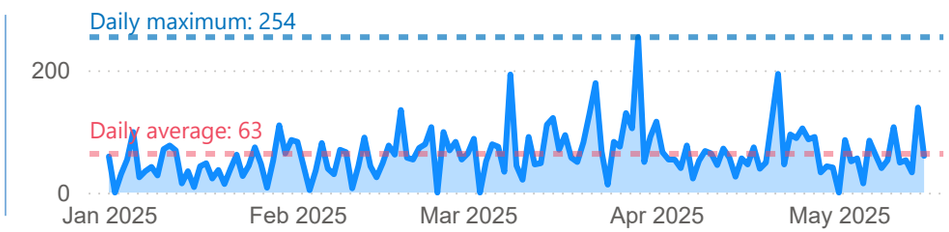

Sector	Indicator	Indicator Description / Standard	Target / Standard	Current status	What is being done - Comments	Status
Food	Food (Kilocalories/Person/Day)	2,100 kilo calories - The 2,100 kilocalories per person per day standard ensures basic energy and nutritional needs are met, typically provided through three balanced meals within the centres.	2,100	2,100	New arrivals at this reception centre are receiving 3 hot meals a day.	●
Health	% Of Arrivals Medically Screened	100 per cent	100	100	All individuals screened prior to registration. No outbreak detected.	●
	Crude Mortality Rate	1 death/10000/day	1	0	No death was reported during the week.	●
	Measles Vaccine Coverage Rate	100 per cent	95	100	220 children were vaccinated against measles. There are adequate vaccines, vaccine supplies and commodities available.	●
	Skilled Birth Attendance	100 per cent	100	0	No delivery was registered.	●
	Under Five Mortality Rate	2 deaths/10000/day	2	0	No death was reported during the week.	●
Nutrition	Global Acute Malnutrition	< 10%	10	4	4(3 moderate & 1 severe) children were malnourished out of the 93 children screened for malnutrition. This is within the recomended standard of <10%.	●
	Severe Acute Malnutrition Rate	< 2%	2	1	1 children found to be severely malnourished out of the 93 children screened. This is within the recomended standard of <2%.	●
Protection	% Of Persons Individually Registered	100 per cent of the new arrivals should be registered in ProGres V4	100	0	Registration was put on hold at Nyumanzi because of insufficient staffing capacity so the registration is done at Kiryandongo and Palorinya RC.	●
Shelter	Accomodation Space	3.5 SQM/person (Has holding capacity of 1,000 individuals)	1,000	1,182	The transit centre is at 118% operating capacity.	●
WASH	Bathing Facilities	One facility per 50 people	24	64	No gap	●
	Health Promoters Per Refugees	One for 500	2	6	No gap	●
	Latrine Coverage	One latrine stance for 20 persons	59	73	No gap	●
	Water Coverage	Min of 15 litres/person/day	15	30	No gap	●

● *Indicates that there's a gap* ● *Indicates that there's no gap*

Indicator data: OPM, partners, UNHCR **Author:** UNHCR Representation in Uganda **Feedback:** ugakaimug@unhcr.org **For more info, please visit:** www.ugandarefugees.org

Uganda Country Refugee Response Plan (UCRRP)
Critical Indicator Tracking Matrix - **Nyakabande Transit Centre**

As of *09/05/2025 - 15/05/2025*

New arrivals

39,892
Arrivals since Jan 2025

449
Arrivals in the last reporting week

Occupancy

46%
The center is operating within capacity, accomodating a population of
648 compared to its capacity of
1,420 individuals

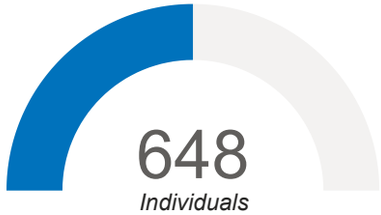

Daily new arrivals

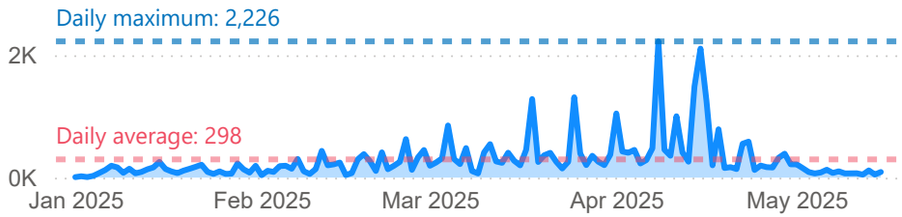

Sector	Indicator	Indicator Description / Standard	Target / Standard	Current status	What is being done - Comments	Status
Food	Food (Kilocalories/Person/Day)	2,100 kilo calories - The 2,100 kilocalories per person per day standard ensures basic energy and nutritional needs are met, typically provided through three balanced meals within the centres.	2,100	2,100	New arrivals at this transit centre are receiving 3 hot meals a day.	
Health	% Of Arrivals Medically Screened	100 per cent	100	100	All individuals screened prior to registration. No disease outbreak was reported.	
	Crude Mortality Rate	1 death/10000/day	1	2.20	One death of a child under 5 years was reported. This is higher than the recommened threshold of <0.75 deaths/10,000 per day.	
	Measles Vaccine Coverage Rate	100 per cent	95	100	160 children were vaccinated against measles. There are adequate vaccines, vaccine supplies and commodities available.	
	Skilled Birth Attendance	100 per cent	100	100	3 emergency deliveries were conducted with the help of skilled health workers.	
	Under Five Mortality Rate	2 deaths/10000/day	2	6.0	1 death was registered among children under 5 years during the week due to severe anaemia caused by malaria. This is higher than the threshold of <1.5 deaths/10,000 per day.	
Nutrition	Global Acute Malnutrition	< 10%	10	9	5 children (3 moderate and 2 severe) were found to be malnourished out of 54 children assessed for malnutrition. This is within the recommended standard of less than 10%.	
	Severe Acute Malnutrition Rate	< 2%	2	4	2 children were found to be severely malnourished out of 54 children screened. This is higher than the recommended standard of < 2%.	
Protection	% Of Persons Individually Registered	100 per cent of the new arrivals should be registered in ProGres V4	100	100	Registration activities are progressing smoothly.	
Shelter	Accomodation Space	3.5 SQM/person (Has holding capacity of 1,420 individuals)	1,420	648	The transit centre is within capacity.	
WASH	Bathing Facilities	One facility per 50 people	13	23	No gap	
	Health Promoters Per Refugees	One for 500	1	7	No gap	
	Latrine Coverage	One latrine stance for 20 persons	32	95	No gap	
	Water Coverage	Min of 15 litres/person/day	15	34	No gap	

Indicates that there's a gap *Indicates that there's no gap*

Indicator data: OPM, partners, UNHCR **Author:** UNHCR Representation in Uganda **Feedback:** ugakaimug@unhcr.org **For more info, please visit:** www.ugandarefugees.org

Uganda Country Refugee Response Plan (UCRRP)
Critical Indicator Tracking Matrix - **Matanda Transit Centre**

As of *09/05/2025 - 15/05/2025*

New arrivals

15,860
Arrivals since Jan 2025

92
Arrivals in the last reporting week

Occupancy

143%
The center is operating over capacity, accomodating a population of
1,289 compared to its capacity of
900 individuals

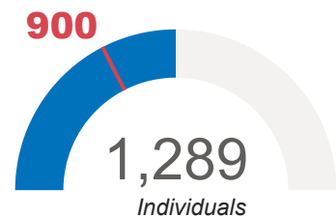

Daily new arrivals

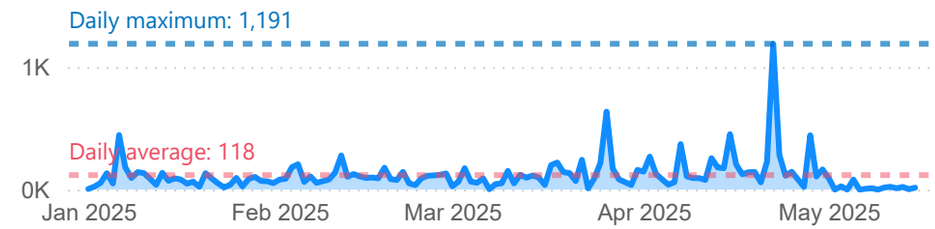

Sector	Indicator	Indicator Description / Standard	Target / Standard	Current status	What is being done - Comments	Status
Food	Food (Kilocalories/Person/Day)	2,100 kilo calories - The 2,100 kilocalories per person per day standard ensures basic energy and nutritional needs are met, typically provided through three balanced meals within the centres.	2,100	2,100	New arrivals at this transit centre are receiving 3 hot meals a day.	●
Health	% Of Arrivals Medically Screened	100 per cent	100	100	All individuals screened prior to registration. Measles outbreak is being responded to by the health workers. 30 cases have so far been detetced and treated.	●
	Crude Mortality Rate	1 death/10000/day	1	0	No death was reported during the week.	●
	Measles Vaccine Coverage Rate	100 per cent	95	100	32 children were vaccinated against measles. There are adequate vaccines, vaccine supplies and commodities available.	●
	Skilled Birth Attendance	100 per cent	100	100	1 delivery were registered with the help of skilled health workers	●
	Under Five Mortality Rate	2 deaths/10000/day	2	0	No death of children under 5 years was reported during the week.	●
Nutrition	Global Acute Malnutrition	< 10%	10	0	No child was found to be severely malnourished among the 13 children screened.	●
	Severe Acute Malnutrition Rate	< 2%	2	0	No child was found to be severely malnourished among the 13 children screened.	●
Protection	% Of Persons Individually Registered	100 per cent of the new arrivals should be registered in ProGres V4	100	68	Registration activities are gradually gaining momentum despite the ongoing influx of arrivals.	●
Shelter	Accomodation Space	3.5 SQM/person (Has holding capacity of 900 individuals)	900	1,289	The transit centre is at 143% occupancy capacity.	●
WASH	Bathing Facilities	One facility per 50 people	26	25	There is a gap of 1 bathing facility.	●
	Health Promoters Per Refugees	One for 500	3	2	There's a gap of 1 hygiene promoter.	●
	Latrine Coverage	One latrine stance for 20 persons	64	25	There is a gap of 39 latrine stances.	●
	Water Coverage	Min of 15 litres/person/day	15	32	No gap	●

● *Indicates that there's a gap* ● *Indicates that there's no gap*

Uganda Country Refugee Response Plan (UCRRP)
Critical Indicator Tracking Matrix - **Kiryandongo Reception Centre**

As of *09/05/2025 - 15/05/2025*

New arrivals

12,102
Arrivals since Jan 2025

1,098
Arrivals in the last reporting week

Occupancy

294%
The center is operating over capacity, accomodating a population of
1,530 compared to its capacity of
521 individuals

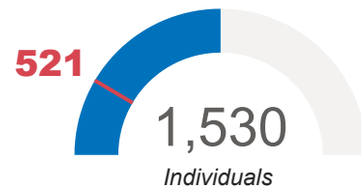

Daily new arrivals

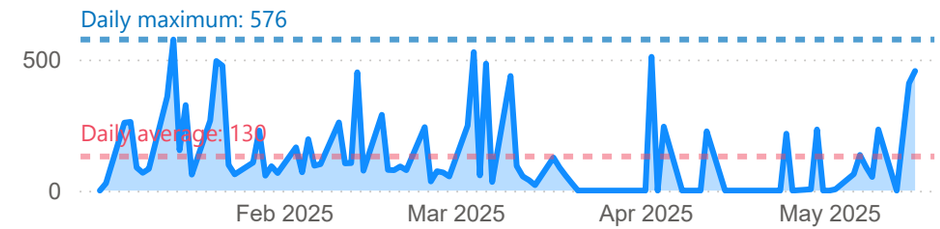

Sector	Indicator	Indicator Description / Standard	Target / Standard	Current Status	What is being done - Comments	Status
Food	Food (Kilocalories/Person/Day)	2,100 kilo calories - The 2,100 kilocalories per person per day standard ensures basic energy and nutritional needs are met, typically provided through three balanced meals within the centres.	2,100	2100	New arrivals at this reception centre are receiving 3 hot meals a day.	
Protection	% Of Persons Individually Registered	100 per cent of the new arrivals should be registered in ProGres V4	100	24	Registration actvities are progressing smoothly with minimal gaps.	
Shelter	Accomodation Space	3.5 SQM/person (Has holding capacity of 521 individuals)	521	1530	The transit centre is at 294% occupancy capacity.	
WASH	Bathing Facilities	One facility per 50 people	31	33	No gap	
	Health Promoters Per Refugees	One for 500	3	2	There's a gap of 1 hygiene promoter.	
	Latrine Coverage	One latrine stance for 20 persons	77	26	There's a gap of 51 latrine stances.	
	Water Coverage	Min of 15 litres/person/day	15	26	No gap	

Note: *Health and nutrition indicators are screened at the transit centres and therefore not repeated at the reception centre.*

Indicates that there's a gap *Indicates that there's no gap*

Uganda Country Refugee Response Plan (UCRRP)
Critical Indicator Tracking Matrix - **Lokung Collection Point**

As of *09/05/2025 - 15/05/2025*

New arrivals

5,468
Arrivals since Jan 2025

189
Arrivals in the last reporting week

Occupancy

154%
The center is operating over capacity, accomodating a population of
663 compared to its capacity of
430 individuals

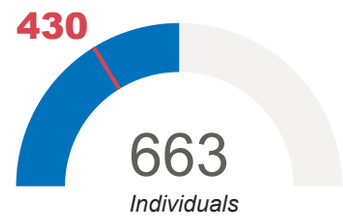

Daily new arrivals

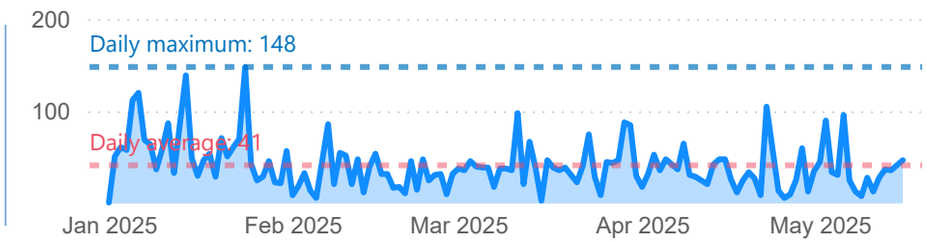

Sector	Indicator	Indicator Description / Standard	Target / Standard	Current status	What is being done - Comments	Status
Food	Food (Kilocalories/Person/Day)	2,100 kilo calories - The 2,100 kilocalories per person per day standard ensures basic energy and nutritional needs are met, typically provided through three balanced meals within the centres.	2,100	2,100	New arrivals at this reception centre are receiving 3 hot meals a day.	●
Health	% Of Arrivals Medically Screened	100 per cent	100	100	All individuals screened prior to registration. No outbreak detected.	●
	Crude Mortality Rate	1 death/10000/day	1	0	No death was reported during the week.	●
	Measles Vaccine Coverage Rate	100 per cent	95	100	94 children were vaccinated against measles. There are adequate vaccines, vaccine supplies and commodities available.	●
	Skilled Birth Attendance	100 per cent	100	0	No delivery was registered.	●
	Under Five Mortality Rate	2 deaths/10000/day	2	0	No death was reported during the week.	●
Nutrition	Global Acute Malnutrition	< 10%	10	0	No child was identified malnourished out of the 35 children screened for malnutrition. GAM rate is within the recommended <10%	●
	Severe Acute Malnutrition Rate	< 2%	2	0	No child was found to be severely malnourished out of the 28 children screened for malnutirtion.	●
Protection	% Of Persons Individually Registered	100 per cent of the new arrivals should be registered in ProGres V4	100	87	Registration activities are progressing smoothly.	●
Shelter	Accomodation Space	3.5 SQM/person (Has holding capacity of 430 individuals)	430	663	The transit centre is at 154% occupancy capacity.	●
WASH	Bathing Facilities	One facility per 50 people	13	112	No gap	●
	Health Promoters Per Refugees	One for 500	1	4	No gap	●
	Latrine Coverage	One latrine stance for 20 persons	33	89	No gap	●
	Water Coverage	Min of 15 litres/person/day	15	166	No gap	●

● *Indicates that there's a gap* ● *Indicates that there's no gap*

Indicator data: OPM, partners, UNHCR **Author:** UNHCR Representation in Uganda **Feedback:** ugakaimug@unhcr.org **For more info, please visit:** www.ugandarefugees.org

Uganda Country Refugee Response Plan (UCRRP)
Critical Indicator Tracking Matrix - **Bubukwanga Transit Centre**

As of *09/05/2025 - 15/05/2025*

New arrivals

1,728
Arrivals since Jan 2025

113
Arrivals in the last reporting week

Occupancy

33%
The center is operating within capacity, accomodating a population of
217 compared to its capacity of
650 individuals

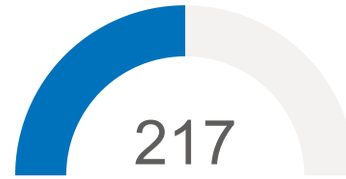

Daily new arrivals

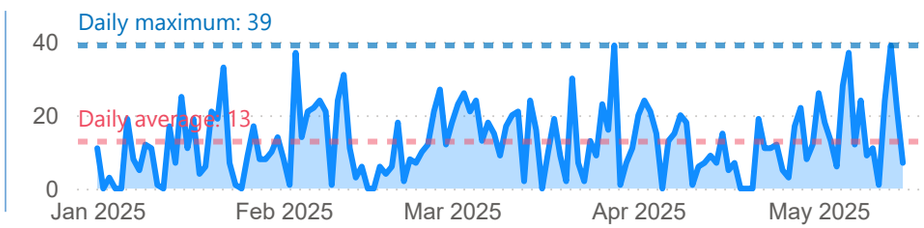

Sector	Indicator	Indicator Description / Standard	Target / Standard	Current status	What is being done - Comments	Status
Food	Food (Kilocalories/Person/Day)	2,100 kilo calories - The 2,100 kilocalories per person per day standard ensures basic energy and nutritional needs are met, typically provided through three balanced meals within the centres.	2,100	2,100	New arrivals at this reception centre are receiving 3 hot meals a day.	
Health	% Of Arrivals Medically Screened	100 per cent	100	100	All individuals screened prior to registration. No outbreak detected.	
	Crude Mortality Rate	1 death/10000/day	1	0	No death was reported during the week.	
	Measles Vaccine Coverage Rate	100 per cent	95	100	32 children were vaccinated against measles. There are adequate vaccines, vaccine supplies and commodities available.	
	Skilled Birth Attendance	100 per cent	100	0	No delivery was conducted during the week.	
	Under Five Mortality Rate	2 deaths/10000/day	2	0	No death was reported during the week.	
Nutrition	Global Acute Malnutrition	< 10%	10	0	No child was found to be malnourished from the 11 children screened.	
	Severe Acute Malnutrition Rate	< 2%	2	0	No child was found to be severely malnourished among the 11 children screened.	
Protection	% Of Persons Individually Registered	100 per cent of the new arrivals should be registered in ProGres V4	100	29	Registration actvities are progressing smoothly.	
Shelter	Accomodation Space	3.5 SQM/person (Has holding capacity of 650 individuals)	650	217	The transit centre is within capacity.	
WASH	Bathing Facilities	One facility per 50 people	4	25	No gap	
	Health Promoters Per Refugees	One for 500	1	4	No gap	
	Latrine Coverage	One latrine stance for 20 persons	11	25	No gap	
	Water Coverage	Min of 15 litres/person/day	15	124	No gap	

Indicates that there's a gap *Indicates that there's no gap*

Uganda Country Refugee Response Plan (UCRRP)
Critical Indicator Tracking Matrix - **Kabazana Reception Centre**

As of *02/05/2025 - 08/05/2025*

New arrivals

50,496
Arrivals since Jan 2025

1,487
Arrivals in the last reporting week

Occupancy

211%
The center is operating over capacity, accomodating a population of
3,170 compared to its capacity of
1,500 individuals

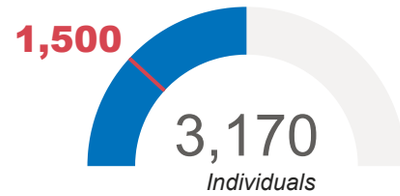

Daily new arrivals

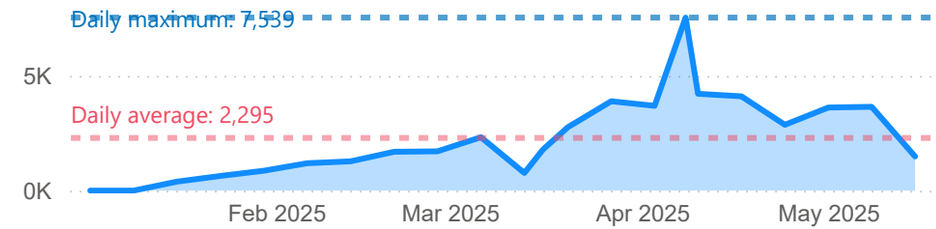

Sector	Indicator	Indicator Description / Standard	Target / Standard	Current Status	What is being done - Comments	Status
Food	Food (Kilocalories/Person/Day)	2,100 kilo calories - The 2,100 kilocalories per person per day standard ensures basic energy and nutritional needs are met, typically provided through three balanced meals within the centres.	2,100	2100	New arrivals at this reception centre are receiving 3 hot meals a day.	
Protection	% Of Persons Individually Registered	100 per cent of the new arrivals should be registered in ProGres V4	100	100	Arrivals relocated to Kabazana have already been registered.	
Shelter	Accomodation Space	3.5 SQM/person (Has holding capacity of 1,500 individuals)	1,500	3170	The transit centre is at 211% occupancy capacity.	
WASH	Bathing Facilities	One facility per 50 people	63	62	There's a gap of 1 bathing facility.	
	Health Promoters Per Refugees	One for 500	10	201	No gap	
	Latrine Coverage	One latrine stance for 20 persons	159	36	There's a gap of 123 latrine stances.	
	Water Coverage	Min of 15 litres/person/day	15	9	There's a gap of 19,020 litres of water.	

Note: *Health and nutrition indicators are screened at the transit centres and therefore not repeated at the reception centre.*

Indicates that there's a gap *Indicates that there's no gap*

Uganda Country Refugee Response Plan (UCRRP)
Critical Indicator Tracking Matrix - **Kagoma Reception Centre**

As of *09/05/2025 - 15/05/2025*

New arrivals

3,715
Arrivals since Jan 2025

42
Arrivals in the last reporting week

Occupancy

25%
The center is operating within capacity, accomodating a population of
312 compared to its capacity of
1,230 individuals

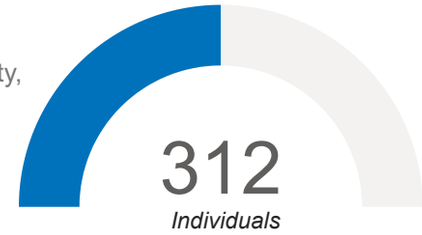

Daily new arrivals

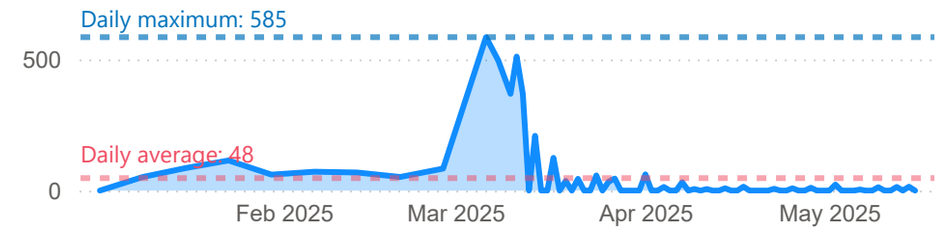

Sector	Indicator	Indicator Description / Standard	Target / Standard	Current status	What is being done - Comments	Status
Food	Food (Kilocalories/Person/Day)	2,100 kilo calories - The 2,100 kilocalories per person per day standard ensures basic energy and nutritional needs are met, typically provided through three balanced meals within the centres.	2,100	2100	New arrivals at this reception centre are receiving 3 hot meals a day.	
Protection	% Of Persons Individually Registered	100 per cent of the new arrivals should be registered in ProGres V4	100	3	Registration activities are progressing smoothly.	
Shelter	Accomodation Space	3.5 SQM/person (Has holding capacity of 1,230 individuals)	1,230	312	The transit centre is within capacity.	
WASH	Bathing Facilities	One facility per 50 people	6	29	No gap	
	Health Promoters Per Refugees	One for 500	1	4	No gap	
	Latrine Coverage	One latrine stance for 20 persons	16	54	No gap	
	Water Coverage	Min of 15 litres/person/day	15	128	No gap	

Note: *Health and nutrition indicators are screened at the transit centres and therefore not repeated at the reception centre.*

Indicates that there's a gap *Indicates that there's no gap*