Uganda Country Refugee Response Plan (UCRRP)
Critical Indicator Tracking Matrix - **Nyumanzi Reception Centre**

As of *02/05/2025 - 08/05/2025*

New arrivals

7,933
Arrivals since Jan 2025

395
Arrivals in the last reporting week

Occupancy

160%
The center is operating over capacity, accomodating a population of
1,603 compared to its capacity of
1,000 individuals

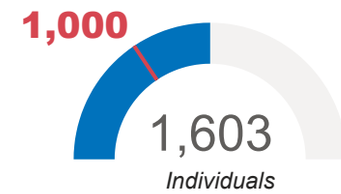

Daily new arrivals

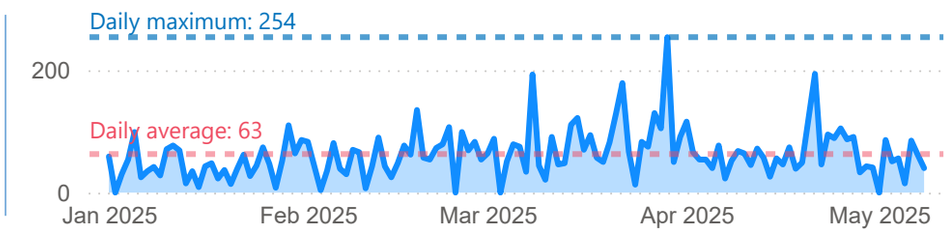

Sector	Indicator	Indicator Description / Standard	Target / Standard	Current status	What is being done - Comments	Status
Food	Food (Kilocalories/Person/Day)	2,100 kilo calories - The 2,100 kilocalories per person per day standard ensures basic energy and nutritional needs are met, typically provided through three balanced meals within the centres.	2,100	2,100	New arrivals at this reception centre are receiving 3 hot meals a day.	●
Health	% Of Arrivals Medically Screened	100 per cent	100	100	All individuals screened prior to registration. No outbreak detected.	●
	Crude Mortality Rate	1 death/10000/day	1	0	No death was reported during the week.	●
	Measles Vaccine Coverage Rate	100 per cent	95	100	165 children were vaccinated against measles. There are adequate vaccines, vaccine supplies and commodities available.	●
	Skilled Birth Attendance	100 per cent	100	0	No delivery was registered.	●
	Under Five Mortality Rate	2 deaths/10000/day	2	0	No death was reported during the week.	●
Nutrition	Global Acute Malnutrition	< 10%	10	12	6(5 moderate & 1 severe) children were malnourished out of the 52 children screened for malnutrition. This is higher than the recomended standard of <10%.	●
	Severe Acute Malnutrition Rate	< 2%	2	2	1 children found to be severely malnourished out of the 52 children screened. This has reached the recomended standard of <2%.	●
Protection	% Of Persons Individually Registered	100 per cent of the new arrivals should be registered in ProGres V4	100	0	Registration was put on hold at Nyumanzi because of insufficient staffing capacity so the registration is done at Kiryandongo and Palorinya RC.	●
Shelter	Accomodation Space	3.5 SQM/person (Has holding capacity of 1,000 individuals)	1,000	1,603	The transit centre is at 160% operating capacity.	●
WASH	Bathing Facilities	One facility per 50 people	32	64	No gap	●
	Health Promoters Per Refugees	One for 500	3	6	No gap	●
	Latrine Coverage	One latrine stance for 20 persons	80	73	There's a gap of 7 latrine stances.	●
	Water Coverage	Min of 15 litres/person/day	15	22	No gap	●

● *Indicates that there's a gap* ● *Indicates that there's no gap*

Uganda Country Refugee Response Plan (UCRRP)
Critical Indicator Tracking Matrix - **Nyakabande Transit Centre**

As of *02/05/2025 - 08/05/2025*

New arrivals

39,443
Arrivals since Jan 2025

706
Arrivals in the last reporting week

Occupancy

166%
The center is operating over capacity, accomodating a population of
2,354 compared to its capacity of
1,420 individuals

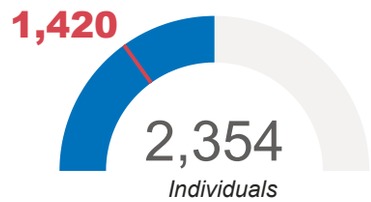

Daily new arrivals

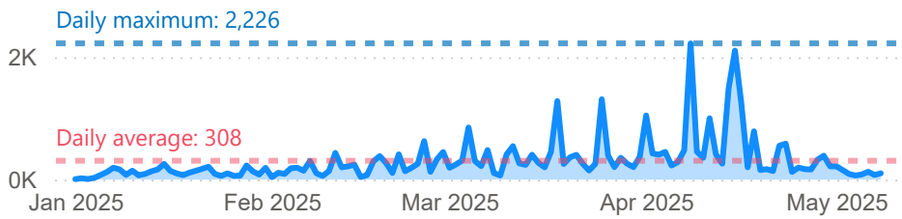

Sector	Indicator	Indicator Description / Standard	Target / Standard	Current status	What is being done - Comments	Status
Food	Food (Kilocalories/Person/Day)	2,100 kilo calories - The 2,100 kilocalories per person per day standard ensures basic energy and nutritional needs are met, typically provided through three balanced meals within the centres.	2,100	2,100	New arrivals at this transit centre are receiving 3 hot meals a day.	Indicates that there's no gap
Health	% Of Arrivals Medically Screened	100 per cent	100	100	All individuals screened prior to registration. No disease outbreak was reported.	Indicates that there's no gap
	Crude Mortality Rate	1 death/10000/day	1	0.60	One death of a child under 5 years was reported. This is within the recommened threshold of <0.75 deaths/10,000 per day.	Indicates that there's no gap
	Measles Vaccine Coverage Rate	100 per cent	95	100	193 children were vaccinated against measles. There are adequate vaccines, vaccine supplies and commodities available.	Indicates that there's no gap
	Skilled Birth Attendance	100 per cent	100	100	4 emergency deliveries were conducted with the help of skilled health workers.	Indicates that there's no gap
	Under Five Mortality Rate	2 deaths/10000/day	2	1.64	1 death was registered among children under 5 years during the week due to severe anaemia caused by malaria. This is higer than the threshold of <1.5 deaths/10,000 per day	Indicates that there's no gap
Nutrition	Global Acute Malnutrition	< 10%	10	5	5 children (4 moderate and 1 severe) were found to be malnourished out of 94 children assessed for malnutrition. This is within the recommended standard of less than 10%.	Indicates that there's no gap
	Severe Acute Malnutrition Rate	< 2%	2	1	1 child was found to be severely malnourished out of 94 children screened. This is within the required threshold of < 2%.	Indicates that there's no gap
Protection	% Of Persons Individually Registered	100 per cent of the new arrivals should be registered in ProGres V4	100	90	Registration activities are gaining momentum despite the ongoing influx of arrivals.	Indicates that there's a gap
Shelter	Accomodation Space	3.5 SQM/person (Has holding capacity of 1,420 individuals)	1,420	2,354	The transit centre is at 166% occupancy capacity.	Indicates that there's a gap
WASH	Bathing Facilities	One facility per 50 people	47	23	There's a gap of 24 bathing facilities.	Indicates that there's a gap
	Health Promoters Per Refugees	One for 500	5	7	No gap	Indicates that there's no gap
	Latrine Coverage	One latrine stance for 20 persons	118	95	There's a gap of 23 latrine stances.	Indicates that there's a gap
	Water Coverage	Min of 15 litres/person/day	15	7	There's a gap of 56,928 litres of water.	Indicates that there's a gap

Indicates that there's a gap *Indicates that there's no gap*

Indicator data: OPM, partners, UNHCR **Author:** UNHCR Representation in Uganda **Feedback:** ugakaimug@unhcr.org **For more info, please visit:** www.ugandarefugees.org

Uganda Country Refugee Response Plan (UCRRP)
Critical Indicator Tracking Matrix - **Matanda Transit Centre**

As of *02/05/2025 - 08/05/2025*

New arrivals

15,768
Arrivals since Jan 2025

127
Arrivals in the last reporting week

Occupancy

364%
The center is operating over capacity, accomodating a population of
3,274 compared to its capacity of
900 individuals

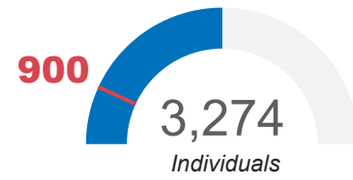

Daily new arrivals

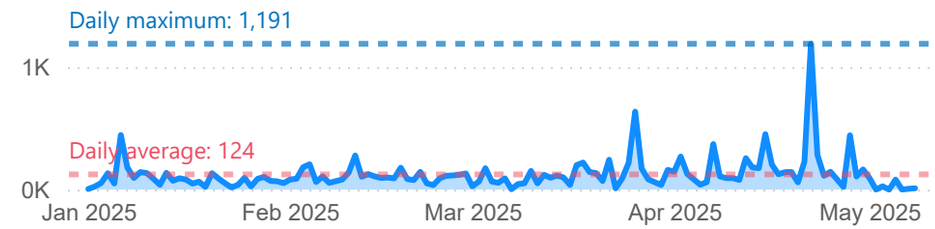

Sector	Indicator	Indicator Description / Standard	Target / Standard	Current status	What is being done - Comments	Status
Food	Food (Kilocalories/Person/Day)	2,100 kilo calories - The 2,100 kilocalories per person per day standard ensures basic energy and nutritional needs are met, typically provided through three balanced meals within the centres.	2,100	2,100	New arrivals at this transit centre are receiving 3 hot meals a day.	
Health	% Of Arrivals Medically Screened	100 per cent	100	100	All individuals screened prior to registration. Measles outbreak is being responded to by the health workers. 30 cases have so far been detetced and treated.	
	Crude Mortality Rate	1 death/10000/day	1	0	No death was reported during the week.	
	Measles Vaccine Coverage Rate	100 per cent	95	100	15 children were vaccinated against measles. There are adequate vaccines, vaccine supplies and commodities available.	
	Skilled Birth Attendance	100 per cent	100	100	No delivery were registered	
	Under Five Mortality Rate	2 deaths/10000/day	2	0	No death of children under 5 years was reported during the week.	
Nutrition	Global Acute Malnutrition	< 10%	10	0	No child was found to be severely malnourished among the 3 children screened.	
	Severe Acute Malnutrition Rate	< 2%	2	0	No child was found to be severely malnourished among the 3 children screened.	
Protection	% Of Persons Individually Registered	100 per cent of the new arrivals should be registered in ProGres V4	100	25	Registration activities are gradually gaining momentum despite the ongoing influx of arrivals.	
Shelter	Accomodation Space	3.5 SQM/person (Has holding capacity of 900 individuals)	900	3,274	The transit centre is at 364% occupancy capacity.	
WASH	Bathing Facilities	One facility per 50 people	65	25	There is a gap of 40 bathing facilities.	
	Health Promoters Per Refugees	One for 500	7	2	There's a gap of 5 hygiene promoters.	
	Latrine Coverage	One latrine stance for 20 persons	164	25	There is a gap of 139 latrine stances.	
	Water Coverage	Min of 15 litres/person/day	15	9	There's a gap of 11,424 litres of water.	

Indicates that there's a gap *Indicates that there's no gap*

Uganda Country Refugee Response Plan (UCRRP)
Critical Indicator Tracking Matrix - **Kiryandongo Reception Centre**

As of *02/05/2025 - 08/05/2025*

New arrivals

11,004
Arrivals since Jan 2025

346
Arrivals in the last reporting week

Occupancy

170%
The center is operating over capacity, accomodating a population of
884 compared to its capacity of
521 individuals

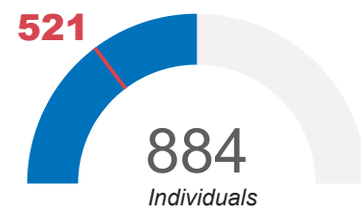

Daily new arrivals

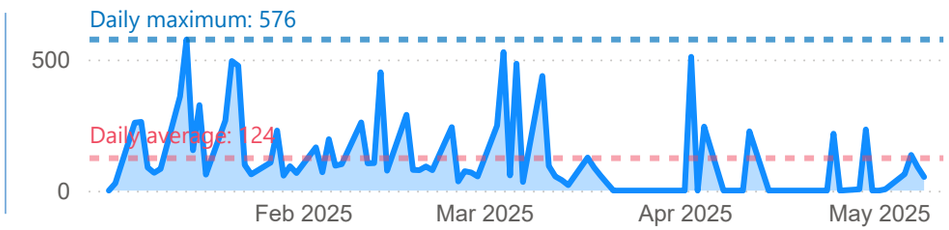

Sector	Indicator	Indicator Description / Standard	Target / Standard	Current Status	What is being done - Comments	Status
Food	Food (Kilocalories/Person/Day)	2,100 kilo calories - The 2,100 kilocalories per person per day standard ensures basic energy and nutritional needs are met, typically provided through three balanced meals within the centres.	2,100	2100	New arrivals at this reception centre are receiving 3 hot meals a day.	
Health	% Of Arrivals Medically Screened	100 per cent	100	NA	The new arrivals are already screened at the Nyumanzi reception centre transit centre hence highlighting them as NA (Not Applicable)	
	Crude Mortality Rate	1 death/10000/day	1	NA	The new arrivals are already screened at the Nyumanzi reception centre transit centre hence highlighting them as NA (Not Applicable)	
	Measles Vaccine Coverage Rate	100 per cent	95	NA	The new arrivals are already screened at the Nyumanzi reception centre transit centre hence highlighting them as NA (Not Applicable)	
	Skilled Birth Attendance	100 per cent	100	NA	The new arrivals are already screened at the Nyumanzi reception centre transit centre hence highlighting them as NA (Not Applicable)	
	Under Five Mortality Rate	2 deaths/10000/day	2	NA	The new arrivals are already screened at the Nyumanzi reception centre transit centre hence highlighting them as NA (Not Applicable)	
Nutrition	Global Acute Malnutrition	< 10%	10	NA	The new arrivals are already screened at the Nyumanzi reception centre transit centre hence highlighting them as NA (Not Applicable)	
	Severe Acute Malnutrition Rate	< 2%	2	NA	The new arrivals are already screened at the Nyumanzi reception centre transit centre hence highlighting them as NA (Not Applicable)	
Protection	% Of Persons Individually Registered	100 per cent of the new arrivals should be registered in ProGres V4	100	32	Registration actvities are progressing smoothly with minimal gaps.	
Shelter	Accomodation Space	3.5 SQM/person (Has holding capacity of 521 individuals)	521	884	The transit centre is at 170% occupancy capacity.	
WASH	Bathing Facilities	One facility per 50 people	18	33	No gap	
	Health Promoters Per Refugees	One for 500	2	2	No gap	
	Latrine Coverage	One latrine stance for 20 persons	44	26	There's a gap of 18 latrine stances.	
	Water Coverage	Min of 15 litres/person/day	15	45	No gap	

Indicates that there's a gap *Indicates that there's no gap*

Indicator data: OPM, partners, UNHCR **Author:** UNHCR Representation in Uganda **Feedback:** ugakaimug@unhcr.org **For more info, please visit:** www.ugandarefugees.org

Uganda Country Refugee Response Plan (UCRRP)
Critical Indicator Tracking Matrix - **Lokung Collection Point**

As of *02/05/2025 - 08/05/2025*

New arrivals

5,279
Arrivals since Jan 2025

297
Arrivals in the last reporting week

Occupancy

114%
The center is operating over capacity, accomodating a population of
491 compared to its capacity of
430 individuals

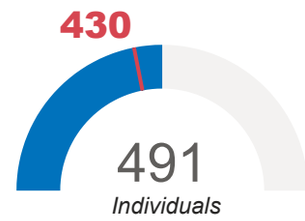

Daily new arrivals

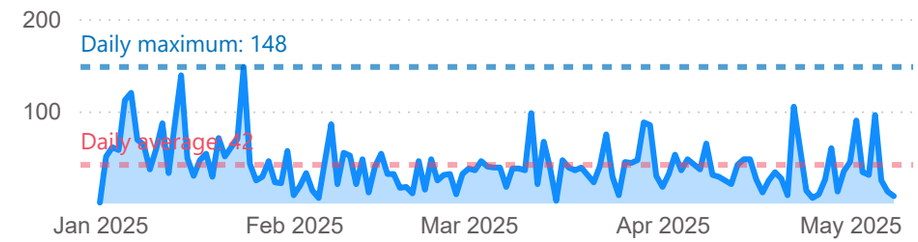

Sector	Indicator	Indicator Description / Standard	Target / Standard	Current status	What is being done - Comments	Status
Food	Food (Kilocalories/Person/Day)	2,100 kilo calories - The 2,100 kilocalories per person per day standard ensures basic energy and nutritional needs are met, typically provided through three balanced meals within the centres.	2,100	2,100	New arrivals at this reception centre are receiving 3 hot meals a day.	Green
Health	% Of Arrivals Medically Screened	100 per cent	100	100	All individuals screened prior to registration. No outbreak detected.	Green
	Crude Mortality Rate	1 death/10000/day	1	0	No death was reported during the week.	Green
	Measles Vaccine Coverage Rate	100 per cent	95	100	108 children were vaccinated against measles. There are adequate vaccines, vaccine supplies and commodities available.	Green
	Skilled Birth Attendance	100 per cent	100	0	No delivery was registered.	Green
	Under Five Mortality Rate	2 deaths/10000/day	2	0	No death was reported during the week.	Green
Nutrition	Global Acute Malnutrition	< 10%	10	7	2 children were identified malnourished (2 moderate and 0 severe) out of the 28 children screened for malnutrition. GAM rate is within the recommended <10%	Green
	Severe Acute Malnutrition Rate	< 2%	2	0	No child was found to be severely malnourished out of the 28 children screened for malnutirtion.	Green
Protection	% Of Persons Individually Registered	100 per cent of the new arrivals should be registered in ProGres V4	100	0	There was no registration conducted this reporting week, as the focus is on relocating the households that have already been registered.	Red
Shelter	Accomodation Space	3.5 SQM/person (Has holding capacity of 430 individuals)	430	491	The transit centre is at 114% occupancy capacity.	Red
WASH	Bathing Facilities	One facility per 50 people	10	112	No gap	Green
	Health Promoters Per Refugees	One for 500	1	4	No gap	Green
	Latrine Coverage	One latrine stance for 20 persons	25	89	No gap	Green
	Water Coverage	Min of 15 litres/person/day	15	224	No gap	Green

Indicates that there's a gap *Indicates that there's no gap*

Uganda Country Refugee Response Plan (UCRRP)
Critical Indicator Tracking Matrix - **Bubukwanga Transit Centre**

As of *02/05/2025 - 08/05/2025*

New arrivals

1,615
Arrivals since Jan 2025

138
Arrivals in the last reporting week

Occupancy

62%
The center is operating within capacity, accomodating a population of
405 compared to its capacity of
650 individuals

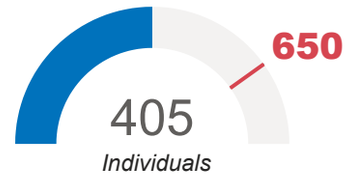

Daily new arrivals

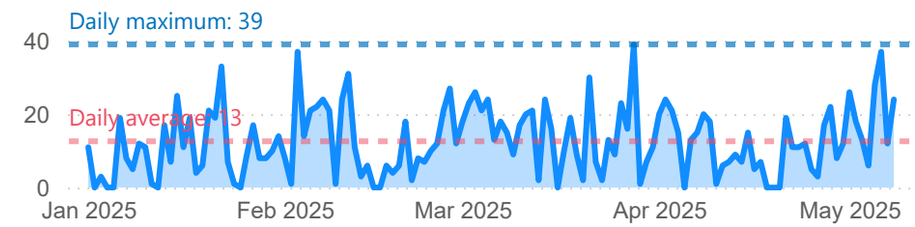

Sector	Indicator	Indicator Description / Standard	Target / Standard	Current status	What is being done - Comments	Status
Food	Food (Kilocalories/Person/Day)	2,100 kilo calories - The 2,100 kilocalories per person per day standard ensures basic energy and nutritional needs are met, typically provided through three balanced meals within the centres.	2,100	2,100	New arrivals at this reception centre are receiving 3 hot meals a day.	
Health	% Of Arrivals Medically Screened	100 per cent	100	100	All individuals screened prior to registration. No outbreak detected.	
	Crude Mortality Rate	1 death/10000/day	1	0	No death was reported during the week.	
	Measles Vaccine Coverage Rate	100 per cent	95	100	41 children were vaccinated against measles. There are adequate vaccines, vaccine supplies and commodities available.	
	Skilled Birth Attendance	100 per cent	100	0	No delivery was conducted during the week.	
	Under Five Mortality Rate	2 deaths/10000/day	2	0	No death was reported during the week.	
Nutrition	Global Acute Malnutrition	< 10%	10	0	No child was found to be malnourished from the 17 children screened.	
	Severe Acute Malnutrition Rate	< 2%	2	0	No child was found to be severely malnourished among the 17 children screened.	
Protection	% Of Persons Individually Registered	100 per cent of the new arrivals should be registered in ProGres V4	100	29	Registration actvities are progressing smoothly.	
Shelter	Accomodation Space	3.5 SQM/person (Has holding capacity of 650 individuals)	650	405	The transit centre is within capacity.	
WASH	Bathing Facilities	One facility per 50 people	8	25	No gap	
	Health Promoters Per Refugees	One for 500	1	4	No gap	
	Latrine Coverage	One latrine stance for 20 persons	20	25	No gap	
	Water Coverage	Min of 15 litres/person/day	15	67	No gap	

Indicates that there's a gap *Indicates that there's no gap*

Uganda Country Refugee Response Plan (UCRRP)
Critical Indicator Tracking Matrix - **Kabazana Reception Centre**

As of *02/05/2025 - 08/05/2025*

New arrivals

49,009
Arrivals since Jan 2025

3,651
Arrivals in the last reporting week

Occupancy

321%
The center is operating over capacity, accomodating a population of
4,818 compared to its capacity of
1,500 individuals

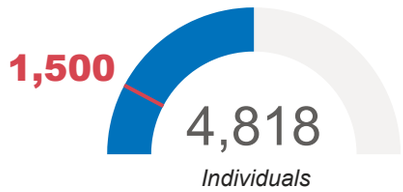

Daily new arrivals

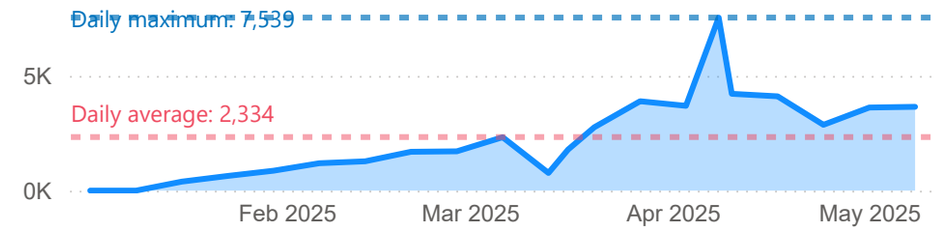

Sector	Indicator	Indicator Description / Standard	Target / Standard	Current Status	What is being done - Comments	Status
Food	Food (Kilocalories/Person/Day)	2,100 kilo calories - The 2,100 kilocalories per person per day standard ensures basic energy and nutritional needs are met, typically provided through three balanced meals within the centres.	2,100	2100	New arrivals at this reception centre are receiving 3 hot meals a day.	Gap: No
Health	% Of Arrivals Medically Screened	100 per cent	100	NA	The new arrivals are already screened at the Nyakabande transit centre hence no numbers highlighting them as NA (Not Applicable)	
	Crude Mortality Rate	1 death/10000/day	1	NA	The new arrivals are already screened at the Nyakabande transit centre hence no numbers highlighting them as NA (Not Applicable)	
	Measles Vaccine Coverage Rate	100 per cent	95	NA	The new arrivals are already screened at the Nyakabande transit centre hence no numbers highlighting them as NA (Not Applicable)	
	Skilled Birth Attendance	100 per cent	100	NA	The new arrivals are already screened at the Nyakabande transit centre hence no numbers highlighting them as NA (Not Applicable)	
	Under Five Mortality Rate	2 deaths/10000/day	2	NA	The new arrivals are already screened at the Nyakabande transit centre hence no numbers highlighting them as NA (Not Applicable)	
Nutrition	Global Acute Malnutrition	< 10%	10	NA	The new arrivals are already screened at the Nyakabande transit centre hence no numbers highlighting them as NA (Not Applicable)	
	Severe Acute Malnutrition Rate	< 2%	2	NA	The new arrivals are already screened at the Nyakabande transit centre hence no numbers highlighting them as NA (Not Applicable)	
Protection	% Of Persons Individually Registered	100 per cent of the new arrivals should be registered in ProGres V4	100	100	Arrivals relocated to Kabazana have already been registered.	Gap: No
Shelter	Accomodation Space	3.5 SQM/person (Has holding capacity of 1,500 individuals)	1,500	4818	The transit centre is at 321% occupancy capacity.	Gap: Yes
WASH	Bathing Facilities	One facility per 50 people	96	62	There's a gap of 34 bathing facilities.	Gap: Yes
	Health Promoters Per Refugees	One for 500	10	201	No gap	Gap: No
	Latrine Coverage	One latrine stance for 20 persons	240	36	There's a gap of 204 latrine stances.	Gap: Yes
	Water Coverage	Min of 15 litres/person/day	15	39	No gap	Gap: No

Indicates that there's a gap *Indicates that there's no gap*

Indicator data: OPM, partners, UNHCR **Author:** UNHCR Representation in Uganda **Feedback:** ugakaimug@unhcr.org **For more info, please visit:** www.ugandarefugees.org

Uganda Country Refugee Response Plan (UCRRP)
Critical Indicator Tracking Matrix - **Kagoma Reception Centre**

As of *02/05/2025 - 08/05/2025*

New arrivals

3,673
Arrivals since Jan 2025

27
Arrivals in the last reporting week

Occupancy

77%
The center is operating within capacity, accomodating a population of
947 compared to its capacity of
1,230 individuals

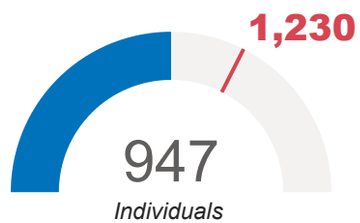

Daily new arrivals

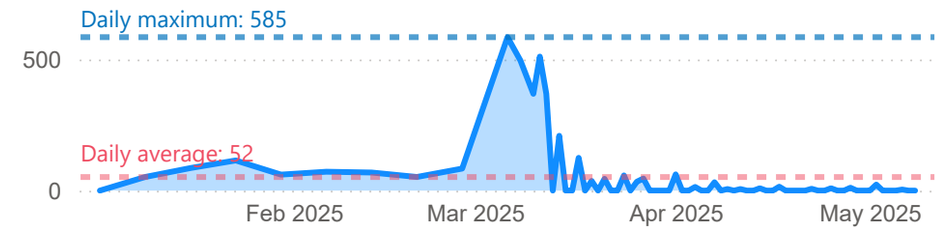

Sector	Indicator	Indicator Description / Standard	Target / Standard	Current status	What is being done - Comments	Status
Food	Food (Kilocalories/Person/Day)	2,100 kilo calories - The 2,100 kilocalories per person per day standard ensures basic energy and nutritional needs are met, typically provided through three balanced meals within the centres.	2,100	2100	New arrivals at this reception centre are receiving 3 hot meals a day.	
Health	% Of Arrivals Medically Screened	100 per cent	100	NA	The new arrivals are already screened at the Sebagoro transit centre hence highlighting them as NA (Not Applicable)	
	Crude Mortality Rate	1 death/10000/day	1	NA	The new arrivals are already screened at the Sebagoro transit centre hence highlighting them as NA (Not Applicable)	
	Measles Vaccine Coverage Rate	100 per cent	95	NA	The new arrivals are already screened at the Sebagoro transit centre hence highlighting them as NA (Not Applicable)	
	Skilled Birth Attendance	100 per cent	100	NA	The new arrivals are already screened at the Sebagoro transit centre hence highlighting them as NA (Not Applicable)	
	Under Five Mortality Rate	2 deaths/10000/day	2	NA	The new arrivals are already screened at the Sebagoro transit centre hence highlighting them as NA (Not Applicable)	
Nutrition	Global Acute Malnutrition	< 10%	10	NA	The new arrivals are already screened at the Sebagoro transit centre hence highlighting them as NA (Not Applicable)	
	Severe Acute Malnutrition Rate	< 2%	2	NA	The new arrivals are already screened at the Sebagoro transit centre hence highlighting them as NA (Not Applicable)	
Protection	% Of Persons Individually Registered	100 per cent of the new arrivals should be registered in ProGres V4	100	3	Registration activities are progressing smoothly.	
Shelter	Accomodation Space	3.5 SQM/person (Has holding capacity of 1,230 individuals)	1,230	947	The transit centre is within capacity.	
WASH	Bathing Facilities	One facility per 50 people	19	29	No gap	
	Health Promoters Per Refugees	One for 500	2	4	No gap	
	Latrine Coverage	One latrine stance for 20 persons	47	54	No gap	
	Water Coverage	Min of 15 litres/person/day	15	42	No gap	

Indicates that there's a gap *Indicates that there's no gap*