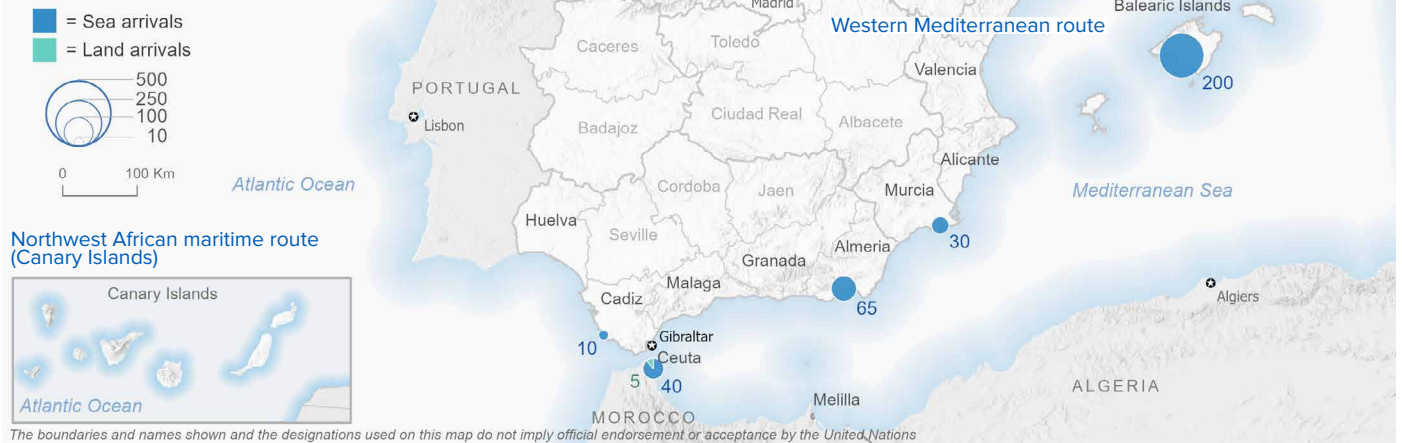


SPAIN Weekly snapshot - Week 21 (19 - 25 May 2025)

The charts below are based on figures from the Ministry of Interior and UNHCR estimates. All figures are provisional and subject to change

Refugees & migrants: sea and land arrivals in week 21¹



Arrivals in Spain

15,647
 Arrivals as of 25 May 2025²

-28%
 Dif. 2024

15,404
 Sea Arrivals²
 Dif. 2024: -29%

243
 Land Arrivals²
 Dif. 2024: +29%

356
 Arrivals Week 21¹
 Dif. last week: +10%
 Dif. 2024: -22%

Western Mediterranean

4,745
 Arrivals as of 25 May 2025²

-1%
 Dif. 2024

4,502
 Sea Arrivals²
 Dif. 2024: -2%

243
 Land Arrivals²
 Dif. 2024: +29%

356
 Arrivals Week 21¹
 Dif. last week: +37%
 Dif. 2024: +77%

Northwest African maritime (Canary Islands)

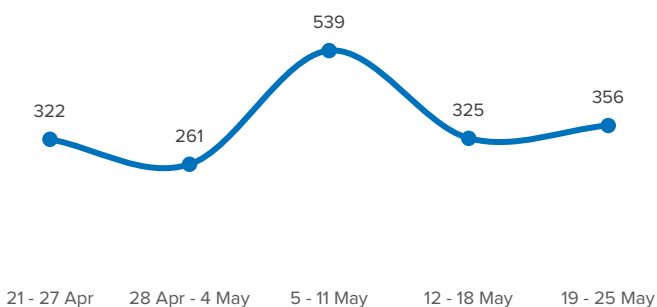
10,902
 Arrivals as of 25 May 2025²

-36%
 Dif. 2024

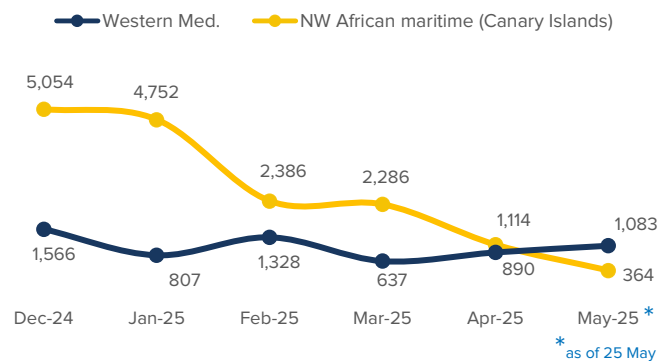
10,902
 Sea Arrivals²
 Dif. 2024: -36%

-
 Arrivals Week 21¹
 Dif. last week: -100%
 Dif. 2024: -100%

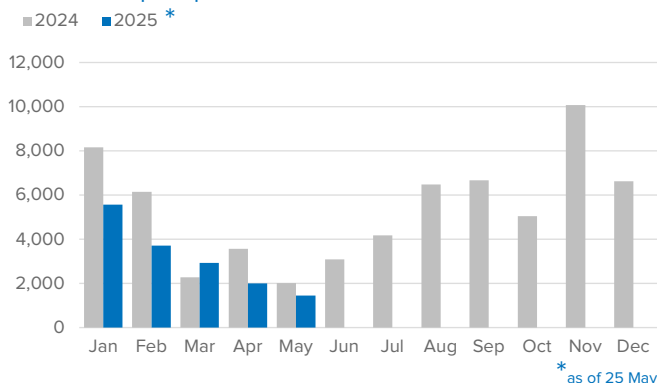
Arrivals in Spain during the last five weeks¹



Arrivals in Spain by route during the last six months²



Arrivals in Spain per month²



Arrivals in Spain per year²

