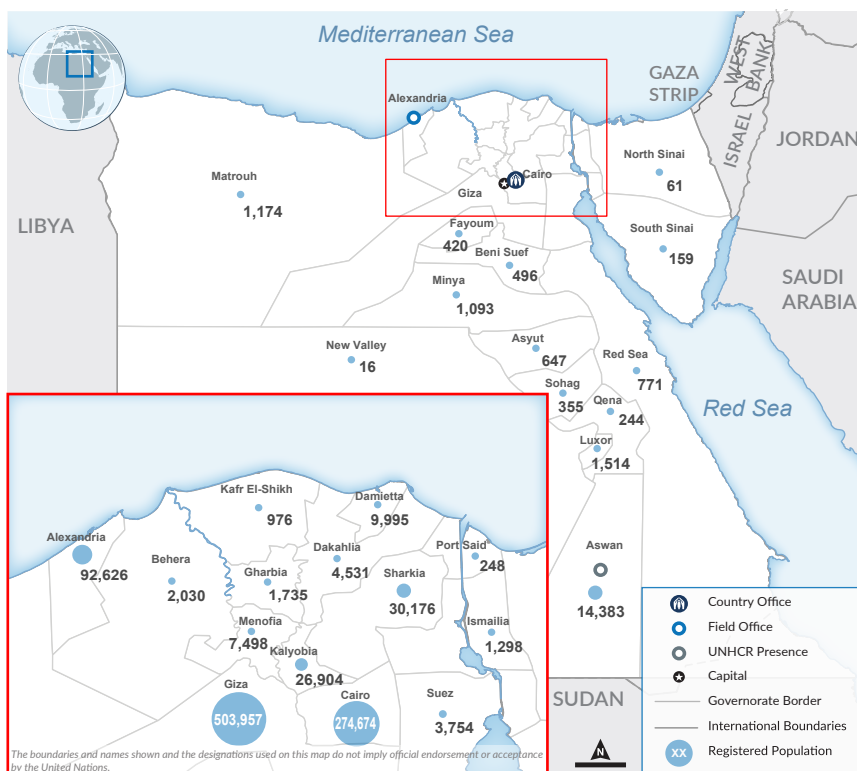
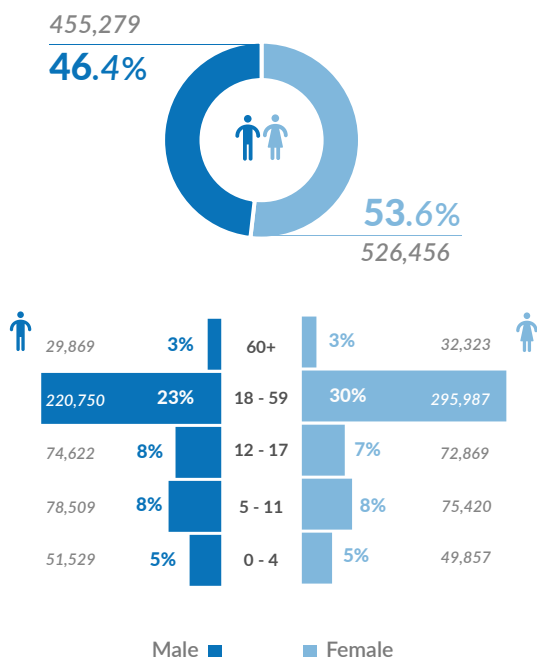




### Age & gender of registered population



### Persons with specific needs\*



\* Individuals who may face particular vulnerabilities and barriers to access services and protection, due to factors such as age, disability, health conditions, or other vulnerabilities. For more information please click on the link [here](#)

### Population growth

Percentage growth in Sudanese refugee numbers versus all nationalities between 31 March 2023 (pre Sudan crisis) and 31 May 2025.

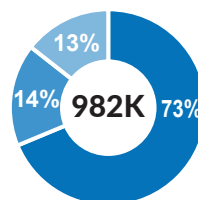
Sudanese increase

**1076%**

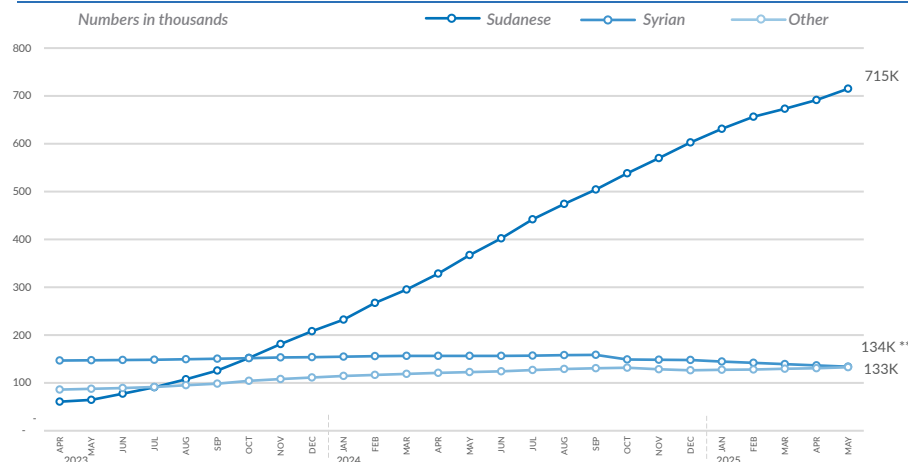
Overall increase

**234%**

### Population by nationality



### Trend of population by nationality



\*\* Syrian refugee numbers dropped since October 2024 as UNHCR resumed inactivating cases who did not renew their documents. Additionally, following recent political developments in Syria, there has been a significant increase in asylum closure requests from Syrian refugees.

### UNHCR is grateful for the contributions from its donors

