

# Sudanese emergency - Protection situation of new arrivals

From 1 to May 31, 2025

## Key figures



**6,186**  
Households  
interviewed

**77%**  
**23%**

6,185 households interviewed from 01 to 31 May 2025, following the various influxes registered, mainly at the entry points of Tiné, Kulbus, Birak (Wadi Fira), Bahai and Kariari (Ennedi East) and Adré (Ouaddai).

## Summary

This dashboard summarizes the views of Sudanese refugees, on the situation and protection risks in Chad. The perceptions of these households, interviewed either at the entry points or at the transit sites, a few days after their arrival in Chad, reflect the trauma of fleeing and the relief of having crossed the border.

From 01 to May 31, 2025, **6,185** households of **20,190 individuals** were interviewed, including **4,135** households of **13,202 individuals**, at *Bahai et Kariari* entry points in Ennedi Est province, **973** households of **3,465 individuals** at *Birak, Kulbus and Tiné* entry point in Wadi-Fira province and **1,078** households of **3,523 individuals** at *Adré* entry point in Ouaddai province.

The main trends to be highlighted from the interviews are as follows:

### Access to the asylum country

- **58%** of households surveyed fled Sudan because of insecurity, while **19%** and **15%** cited reasons related to persecution and preventive flight, respectively.
- **67%** declared that they had been victims of human rights violations during their flight to Chad, including 26% **physical attacks**, 24% **extortion of property** and 7% **family separation**.
- **45%** of households surveyed said that members of their family were still in Sudan because of a **lack of means of travel** (41%), **fear of arbitrary arrest** (33%) and **fear of being forcibly recruited by armed groups** (14%),

### Education

- **62%** of households indicated that their children dropped out of school due to the crisis.
- **96%** of households have children at school age.

### Child protection \*

- **44%** and **29%** of households respectively say they have access to **medical services** and **hygiene services** (water, latrines, etc.) for their children.

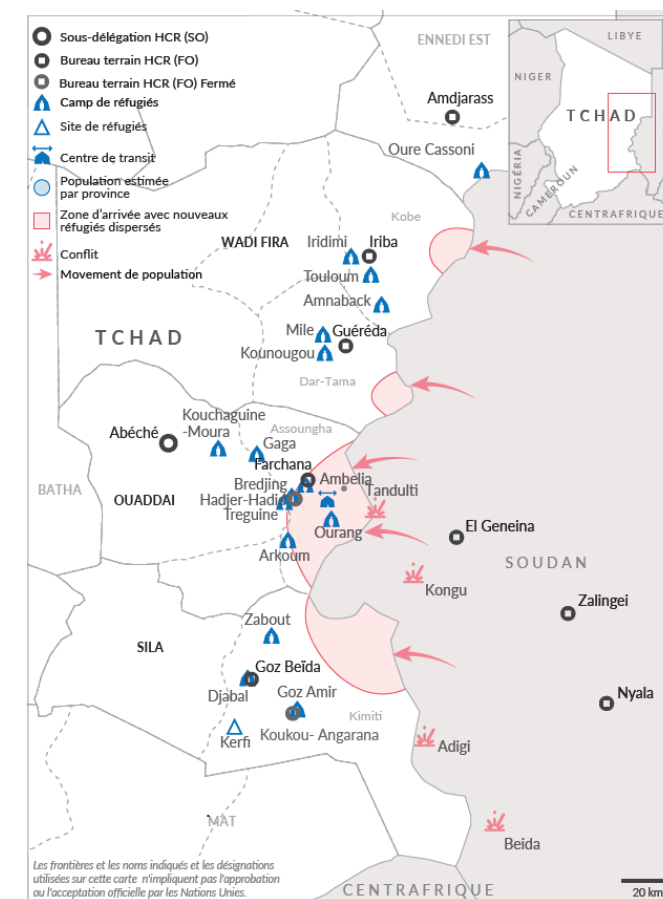
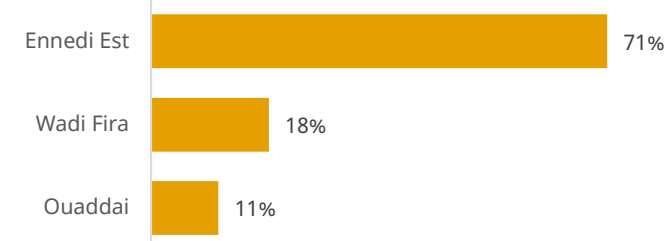
### Documentation

- **6%** have **birth certificates** and **19%** have **identity cards** and **10%** have **other types of documents**.
- **66%** of households don't have **documents** and claimed that their documents were **lost** or **burnt** (97%) or **confiscated** while fleeing to Chad(1%).

### Community engagement \*

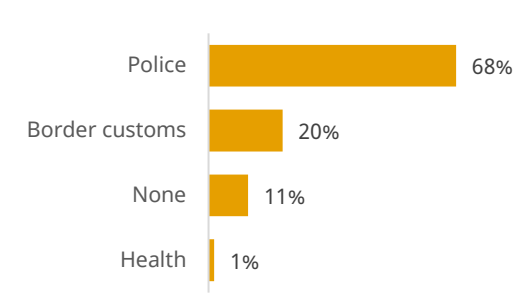
- **How to access services** (48%), **Services available** (20%), **Rights and Obligations** (19%) and **News about the country of origin** (12%) are the types of information preferred by the households surveyed

## NEW ARRIVALS FLOWS (Households interviewed)

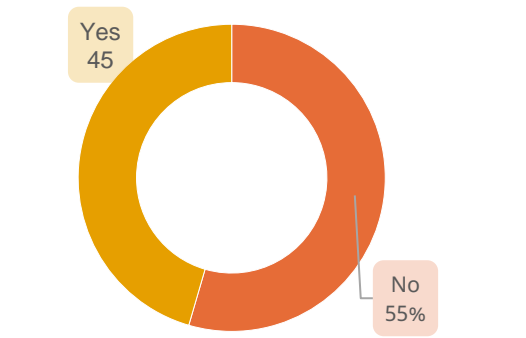


ACCESS TO THE ASYLUM COUNTRY

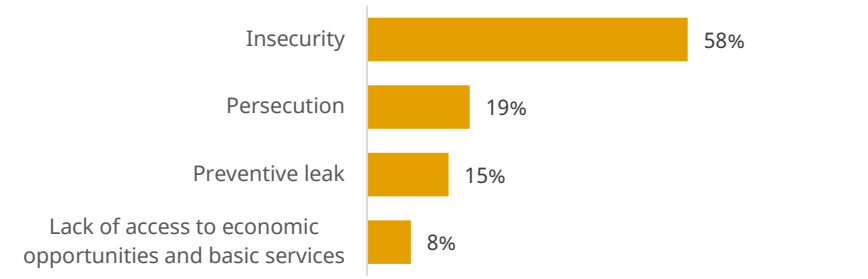
Border services



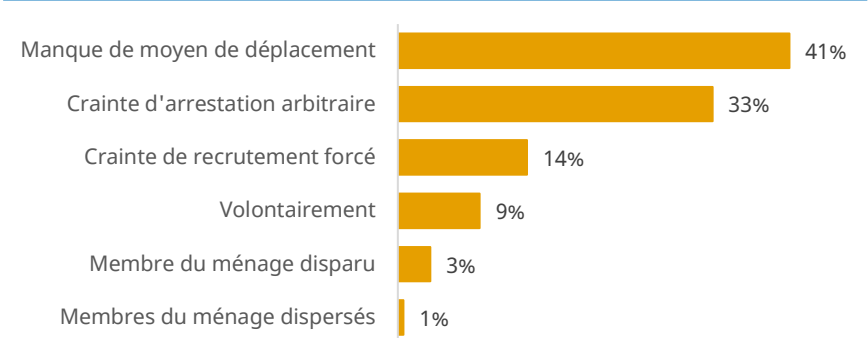
Family members still in Sudan



Reason(s) of displacement

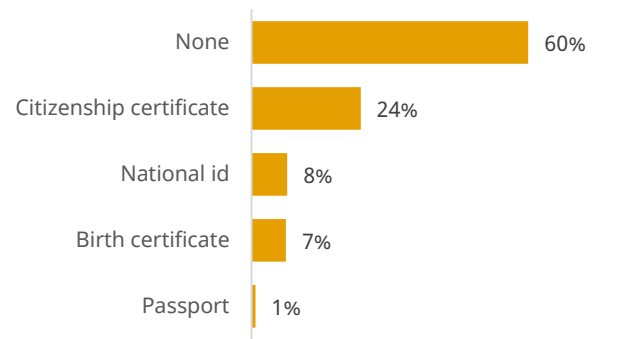


Family members still in Sudan : raisons

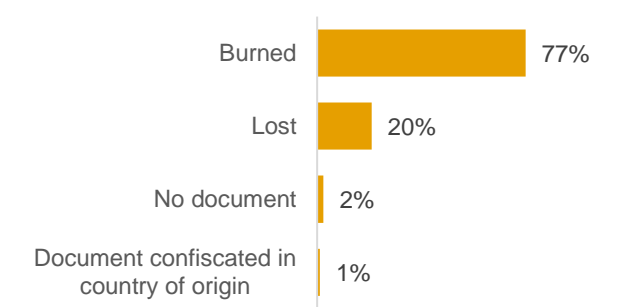


DOCUMENTATION

Individual documents possessed by refugees

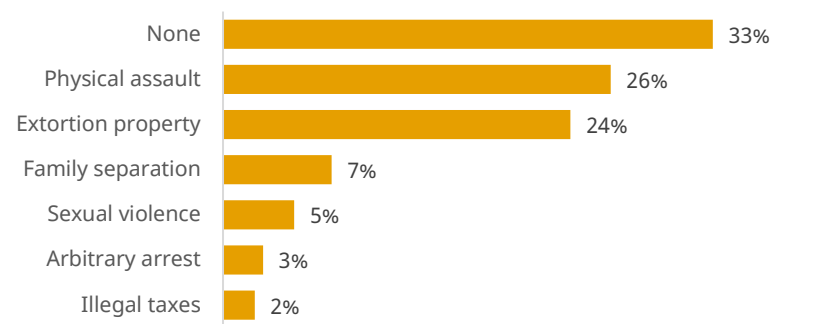


Reason for not having individual documents



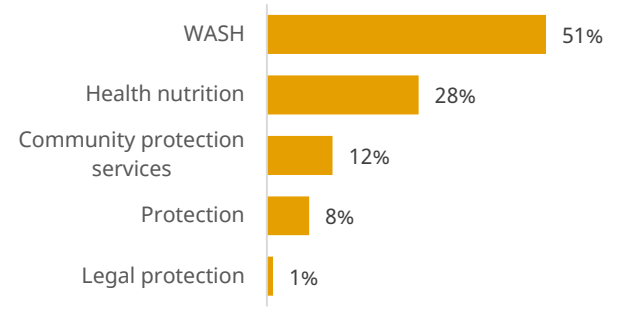
RISK OF PROTECTION DURING DISPLACEMENT

Hazards encountered during displacement

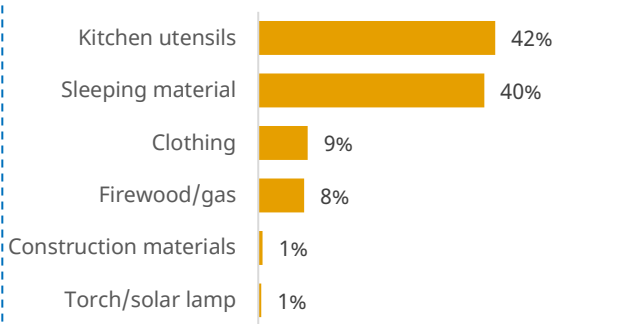


BASIC NEEDS AND ESSENTIAL SERVICES

Basic services accessible to refugees \*



Priority household needs \*



From 1 to May 31, 2025

