Uganda Country Refugee Response Plan (UCRRP)
Critical Indicator Tracking Matrix - **Nyumanzi Reception Centre**

As of *23/05/2025 - 26/05/2025*

New arrivals

9,355
Arrivals since Jan 2025

401
Arrivals in the last reporting week

Occupancy

142%
The center is operating over capacity, accomodating a population of
1,421 compared to its capacity of
1,000 individuals

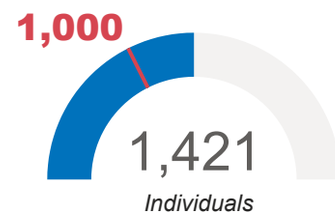

Daily new arrivals

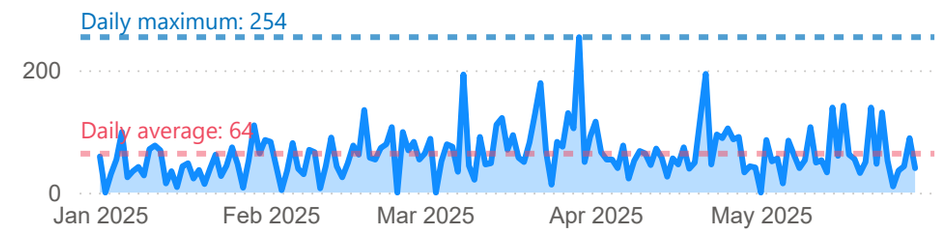

Sector	Indicator	Indicator Description / Standard	Target / Standard	Current status	What is being done - Comments	Status
Food	Food (Kilocalories/Person/Day)	2,100 kilo calories - The 2,100 kilocalories per person per day standard ensures basic energy and nutritional needs are met, typically provided through three balanced meals within the centres.	2,100	2,100	New arrivals at this reception centre are receiving 3 hot meals a day.	Gap: No
Health	% Of Arrivals Medically Screened	100 per cent	100	100	All individuals screened prior to registration. No outbreak detected.	Gap: No
	Crude Mortality Rate	1 death/10000/day	1	0	No death was reported during the week.	Gap: No
	Measles Vaccine Coverage Rate	100 per cent	95	100	136 children were vaccinated against measles. There are adequate vaccines, vaccine supplies and commodities available.	Gap: No
	Skilled Birth Attendance	100 per cent	100	0	No delivery was registered.	Gap: No
	Under Five Mortality Rate	2 deaths/10000/day	2	0	No death was reported during the week.	Gap: No
Nutrition	Global Acute Malnutrition	< 10%	10	16	55 (45 moderate & 10 severe) children were malnourished out of the 347 children screened for malnutrition during the bi-weekly mass nutritions creening at the reception center. The GAM rate is 15.9% which is higher than the recomended standard of <10%. While for nutrition screening on arrival, GAM is at 14%.	Gap: Yes
	Severe Acute Malnutrition Rate	< 2%	2	3	SAM aret is at 2.9% among the children at the reception center.	Gap: Yes
Protection	% Of Persons Individually Registered	100 per cent of the new arrivals should be registered in ProGres V4	100	0	Registration was put on hold at Nyumanzi because of insufficient staffing capacity so the registration is done at Kiryandongo and Palorinya RC.	Gap: Yes
Shelter	Accomodation Space	3.5 SQM/person (Has holding capacity of 1,000 individuals)	1,000	1,421	The transit centre is at 142% operating capacity.	Gap: Yes
WASH	Bathing Facilities	One facility per 50 people	28	64	No gap	Gap: No
	Health Promoters Per Refugees	One for 500	3	6	No gap	Gap: No
	Latrine Coverage	One latrine stance for 20 persons	71	73	No gap	Gap: No
	Water Coverage	Min of 15 litres/person/day	15	25	No gap	Gap: No

Indicates that there's a gap *Indicates that there's no gap*

Uganda Country Refugee Response Plan (UCRRP)
Critical Indicator Tracking Matrix - **Nyakabande Transit Centre**

As of *23/05/2025 - 29/05/2025*

New arrivals

40,508
Arrivals since Jan 2025

277
Arrivals in the last reporting week

Occupancy

60%
The center is operating within capacity, accomodating a population of
845 compared to its capacity of
1,420 individuals

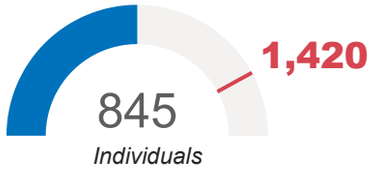

Daily new arrivals

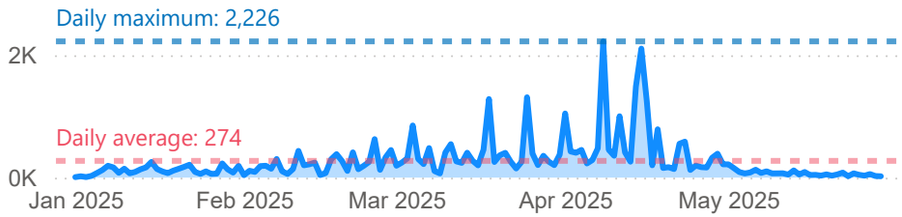

Sector	Indicator	Indicator Description / Standard	Target / Standard	Current status	What is being done - Comments	Status
Food	Food (Kilocalories/Person/Day)	2,100 kilo calories - The 2,100 kilocalories per person per day standard ensures basic energy and nutritional needs are met, typically provided through three balanced meals within the centres.	2,100	2,100	New arrivals at this transit centre are receiving 3 hot meals a day.	Indicates that there's no gap
Health	% Of Arrivals Medically Screened	100 per cent	100	100	All individuals screened prior to registration. No disease outbreak was reported.	Indicates that there's no gap
	Crude Mortality Rate	1 death/10000/day	1	0	No death was reported this week.	Indicates that there's no gap
	Measles Vaccine Coverage Rate	100 per cent	95	100	94 children were vaccinated against measles. There are adequate vaccines, vaccine supplies and commodities available.	Indicates that there's no gap
	Skilled Birth Attendance	100 per cent	100	100	4 emergency delivery was conducted with the help of skilled health workers.	Indicates that there's no gap
	Under Five Mortality Rate	2 deaths/10000/day	2	0	No death was registered among children under 5 years during the week.	Indicates that there's no gap
Nutrition	Global Acute Malnutrition	< 10%	10	16	GAM is 16.1% among children in the reception center with 46 (36 moderate and 10 severe) malnourished children identified out of 286 children screened. GAM rate among new aririvals scfreened was at 16% with 4 (3 moderate & 1 severe cases out of 25 children screened) in the reporting week.	Indicates that there's a gap
	Severe Acute Malnutrition Rate	< 2%	2	4	SAM is at 3.5% among children in the reception center out of the 62 children screened.	Indicates that there's a gap
Protection	% Of Persons Individually Registered	100 per cent of the new arrivals should be registered in ProGres V4	100	29	Registration activities are progressing smoothly.	Indicates that there's a gap
Shelter	Accomodation Space	3.5 SQM/person (Has holding capacity of 1,420 individuals)	1,420	845	The transit centre is within capacity.	Indicates that there's no gap
WASH	Bathing Facilities	One facility per 50 people	17	23	No gap	Indicates that there's no gap
	Health Promoters Per Refugees	One for 500	1	7	No gap	Indicates that there's no gap
	Latrine Coverage	One latrine stance for 20 persons	42	95	No gap	Indicates that there's no gap
	Water Coverage	Min of 15 litres/person/day	15	26	No gap	Indicates that there's no gap

Indicates that there's a gap *Indicates that there's no gap*

Uganda Country Refugee Response Plan (UCRRP)
Critical Indicator Tracking Matrix - **Matanda Transit Centre**

As of *23/05/2025 - 29/05/2025*

New arrivals

16,001
Arrivals since Jan 2025

55
Arrivals in the last reporting week

Occupancy

76%
The center is operating within capacity, accomodating a population of
687 compared to its capacity of
900 individuals

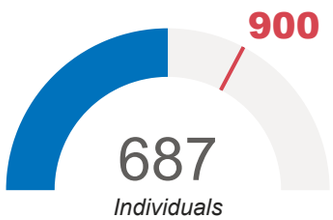

Daily new arrivals

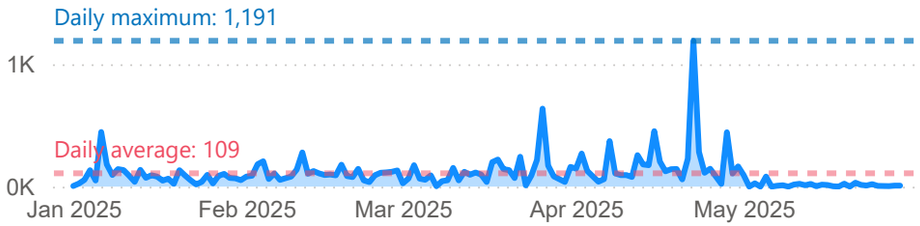

Sector	Indicator	Indicator Description / Standard	Target / Standard	Current status	What is being done - Comments	Status
Food	Food (Kilocalories/Person/Day)	2,100 kilo calories - The 2,100 kilocalories per person per day standard ensures basic energy and nutritional needs are met, typically provided through three balanced meals within the centres.	2,100	2,100	New arrivals at this transit centre are receiving 3 hot meals a day.	
Health	% Of Arrivals Medically Screened	100 per cent	100	100	All individuals screened prior to registration. No measles case has been registered in the past three weeks with a cumulative total of 40 cases so far.	
	Crude Mortality Rate	1 death/10000/day	1	0	No death was reported during the week.	
	Measles Vaccine Coverage Rate	100 per cent	95	100	38 children were vaccinated against measles. There are adequate vaccines, vaccine supplies and commodities available.	
	Skilled Birth Attendance	100 per cent	100	100	1 delivery were registered with the help of skilled health workers	
	Under Five Mortality Rate	2 deaths/10000/day	2	0	No death of children under 5 years was reported during the week.	
Nutrition	Global Acute Malnutrition	< 10%	10	16	GAM is 16.1% among children in the reception center with 24 (19 moderate and 5 severe) malnourished children identified out of 149 children screened. No malnutrition case detected among the 3 children screened on arrival in the reporting week.	
	Severe Acute Malnutrition Rate	< 2%	2	3	SAM is at 3.4% (5 SAM cases) among children in the reception center out of the 149 children screened.	
Protection	% Of Persons Individually Registered	100 per cent of the new arrivals should be registered in ProGres V4	100	16	Registration activities are gradually gaining momentum despite the ongoing influx of arrivals.	
Shelter	Accomodation Space	3.5 SQM/person (Has holding capacity of 900 individuals)	900	687	The transit centre is within capacity.	
WASH	Bathing Facilities	One facility per 50 people	14	25	No gap	
	Health Promoters Per Refugees	One for 500	1	2	No gap	
	Latrine Coverage	One latrine stance for 20 persons	34	25	There is a gap of 9 latrine stances.	
	Water Coverage	Min of 15 litres/person/day	15	58	No gap	

Indicates that there's a gap *Indicates that there's no gap*

Uganda Country Refugee Response Plan (UCRRP)
Critical Indicator Tracking Matrix - **Kiryandongo Reception Centre**

As of *23/05/2025 - 29/05/2025*

New arrivals

13,689
Arrivals since Jan 2025

882
Arrivals in the last reporting week

Occupancy

213%
The center is operating over capacity, accomodating a population of
1,109 compared to its capacity of
521 individuals

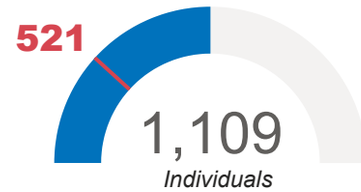

Daily new arrivals

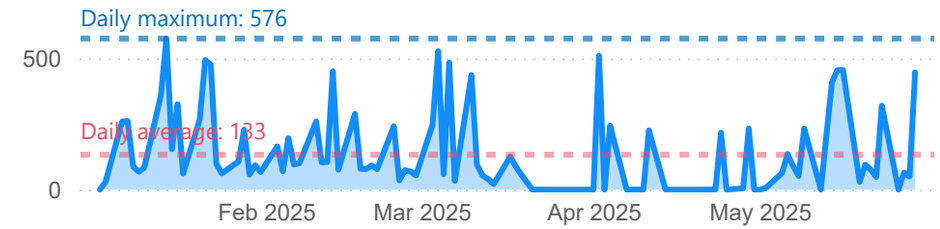

Sector	Indicator	Indicator Description / Standard	Target / Standard	Current status	What is being done - Comments	Status
Food	Food (Kilocalories/Person/Day)	2,100 kilo calories - The 2,100 kilocalories per person per day standard ensures basic energy and nutritional needs are met, typically provided through three balanced meals within the centres.	2,100	2,100	New arrivals at this reception centre are receiving 3 hot meals a day.	
Nutrition	Global Acute Malnutrition	< 10%	10	22	GAM is 21.8% among children in the reception center with 26 (18 moderate and 8 severe) malnourished children identified out of 119 children screened.	
	Severe Acute Malnutrition Rate	< 2%	2	7	SAM is at 6.7%% among children in the reception center out of the 119 children screened.	
Protection	% Of Persons Individually Registered	100 per cent of the new arrivals should be registered in ProGres V4	100	76	Registration actvities are progressing smoothly with minimal gaps.	
Shelter	Accomodation Space	3.5 SQM/person (Has holding capacity of 521 individuals)	521	1,109	The transit centre is at 213% occupancy capacity.	
WASH	Bathing Facilities	One facility per 50 people	22	33	No gap	
	Health Promoters Per Refugees	One for 500	2	2	No gap	
	Latrine Coverage	One latrine stance for 20 persons	55	26	There's a gap of 29 latrine stances.	
	Water Coverage	Min of 15 litres/person/day	15	27	No gap	

Note: *Health indicators are screened at the transit centres and therefore not repeated at the reception centre.*

Indicates that there's a gap *Indicates that there's no gap*

Uganda Country Refugee Response Plan (UCRRP)
Critical Indicator Tracking Matrix - **Lokung Collection Point**

As of *23/05/2025 - 29/05/2025*

New arrivals

5,773
Arrivals since Jan 2025

123
Arrivals in the last reporting week

Occupancy

87%
The center is operating within capacity, accomodating a population of
376 compared to its capacity of
430 individuals

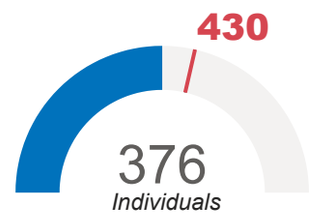

Daily new arrivals

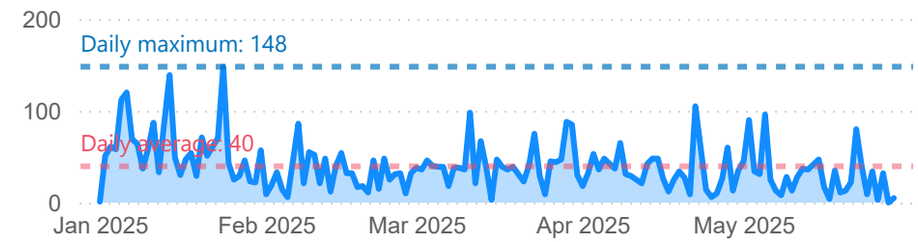

Sector	Indicator	Indicator Description / Standard	Target / Standard	Current status	What is being done - Comments	Status
Food	Food (Kilocalories/Person/Day)	2,100 kilo calories - The 2,100 kilocalories per person per day standard ensures basic energy and nutritional needs are met, typically provided through three balanced meals within the centres.	2,100	2,100	New arrivals at this reception centre are receiving 3 hot meals a day.	
Health	% Of Arrivals Medically Screened	100 per cent	100	100	All individuals screened prior to registration. No outbreak detected.	
	Crude Mortality Rate	1 death/10000/day	1	0	No death was reported during the week.	
	Measles Vaccine Coverage Rate	100 per cent	95	100	125 children were vaccinated against measles. There are adequate vaccines, vaccine supplies and commodities available.	
	Skilled Birth Attendance	100 per cent	100	0	No delivery was registered.	
	Under Five Mortality Rate	2 deaths/10000/day	2	0	No death was reported during the week.	
Nutrition	Global Acute Malnutrition	< 10%	10	17	GAM is 17% among new arrivals of which 8 were moderately malnourished and no severe cases out of 46 children screened.	
	Severe Acute Malnutrition Rate	< 2%	2	0	No child was detected with severe malnutirtion among children in the reception center out of the 46 children screened.	
Protection	% Of Persons Individually Registered	100 per cent of the new arrivals should be registered in ProGres V4	100	83	Registration activities are progressing smoothly.	
Shelter	Accomodation Space	3.5 SQM/person (Has holding capacity of 430 individuals)	430	376	The transit centre is within capacity.	
WASH	Bathing Facilities	One facility per 50 people	8	112	No gap	
	Health Promoters Per Refugees	One for 500	1	4	No gap	
	Latrine Coverage	One latrine stance for 20 persons	19	89	No gap	
	Water Coverage	Min of 15 litres/person/day	15	27	No gap	

Indicates that there's a gap *Indicates that there's no gap*

Uganda Country Refugee Response Plan (UCRRP)
Critical Indicator Tracking Matrix - **Bubukwanga Transit Centre**

As of *23/05/2025 - 29/05/2025*

New arrivals

1,943
Arrivals since Jan 2025

120
Arrivals in the last reporting week

Occupancy

65%
The center is operating within capacity, accomodating a population of
424 compared to its capacity of
650 individuals

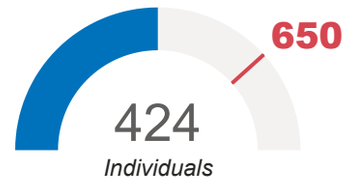

Daily new arrivals

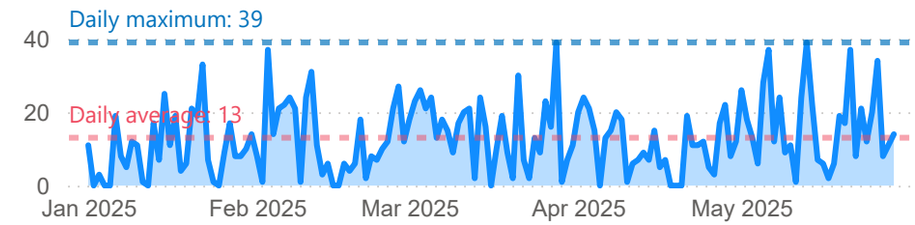

Sector	Indicator	Indicator Description / Standard	Target / Standard	Current status	What is being done - Comments	Status
Food	Food (Kilocalories/Person/Day)	2,100 kilo calories - The 2,100 kilocalories per person per day standard ensures basic energy and nutritional needs are met, typically provided through three balanced meals within the centres.	2,100	2,100	New arrivals at this reception centre are receiving 3 hot meals a day.	
Health	% Of Arrivals Medically Screened	100 per cent	100	100	All individuals screened prior to registration. No outbreak detected.	
	Crude Mortality Rate	1 death/10000/day	1	0	No death was reported during the week.	
	Measles Vaccine Coverage Rate	100 per cent	95	100	58 children were vaccinated against measles. There are adequate vaccines, vaccine supplies and commodities available.	
	Skilled Birth Attendance	100 per cent	100	100	No delivery was conducted during the week.	
	Under Five Mortality Rate	2 deaths/10000/day	2	0	No death was reported during the week.	
Nutrition	Global Acute Malnutrition	< 10%	10	8	GAM is 8.1% among children in the reception center with 5 (3 moderate and 2 severe) malnourished children identified out of 62 children screened. No child was found to be malnourished among those screened on arrival at the reception center.	
	Severe Acute Malnutrition Rate	< 2%	2	3	SAM is at 3.2% among children in the reception center out of the 62 children screened.	
Protection	% Of Persons Individually Registered	100 per cent of the new arrivals should be registered in ProGres V4	100	23	Registration actvities are progressing smoothly.	
Shelter	Accomodation Space	3.5 SQM/person (Has holding capacity of 650 individuals)	650	424	The transit centre is within capacity.	
WASH	Bathing Facilities	One facility per 50 people	8	25	No gap	
	Health Promoters Per Refugees	One for 500	1	4	No gap	
	Latrine Coverage	One latrine stance for 20 persons	21	25	No gap	
	Water Coverage	Min of 15 litres/person/day	15	64	No gap	

Indicates that there's a gap *Indicates that there's no gap*

Uganda Country Refugee Response Plan (UCRRP)
Critical Indicator Tracking Matrix - **Kabazana Reception Centre**

As of *23/05/2025 - 29/05/2025*

New arrivals

51,174
Arrivals since Jan 2025

302
Arrivals in the last reporting week

Occupancy

87%
The center is operating within capacity, accomodating a population of
1,308 compared to its capacity of
1,500 individuals

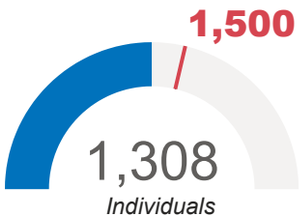

Daily new arrivals

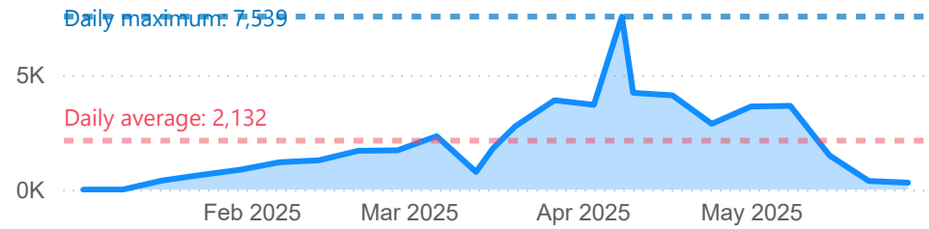

Sector	Indicator	Indicator Description / Standard	Target / Standard	Current status	What is being done - Comments	Status
Food	Food (Kilocalories/Person/Day)	2,100 kilo calories - The 2,100 kilocalories per person per day standard ensures basic energy and nutritional needs are met, typically provided through three balanced meals within the centres.	2,100	2,100	New arrivals at this reception centre are receiving 3 hot meals a day.	
Nutrition	Global Acute Malnutrition	< 10%	10	17	GAM is 17.2% among children in the reception center with 133 (105 moderate and 28 severe) malnourished children identified out of 774 children screened.	
	Severe Acute Malnutrition Rate	< 2%	2	4	SAM is at 3.6% among children in the reception center out of the 62 children screened.	
Protection	% Of Persons Individually Registered	100 per cent of the new arrivals should be registered in ProGres V4	100	100	Arrivals relocated to Kabazana have already been registered.	
Shelter	Accomodation Space	3.5 SQM/person (Has holding capacity of 1,500 individuals)	1,500	1,308	The transit centre is within capacity.	
WASH	Bathing Facilities	One facility per 50 people	26	62	No gap	
	Health Promoters Per Refugees	One for 500	3	201	No gap	
	Latrine Coverage	One latrine stance for 20 persons	65	36	There's a gap of 29 latrine stances.	
	Water Coverage	Min of 15 litres/person/day	15	9	There's a gap of 7,848 litres of water.	

Note: *Health and nutrition indicators are screened at the transit centres and therefore not repeated at the reception centre.*

Indicates that there's a gap *Indicates that there's no gap*

Uganda Country Refugee Response Plan (UCRRP)
Critical Indicator Tracking Matrix - **Kagoma Reception Centre**

As of *23/05/2025 - 29/05/2025*

New arrivals

3,773
Arrivals since Jan 2025

41
Arrivals in the last reporting week

Occupancy

38%
The center is operating within capacity, accomodating a population of
462 compared to its capacity of
1,230 individuals

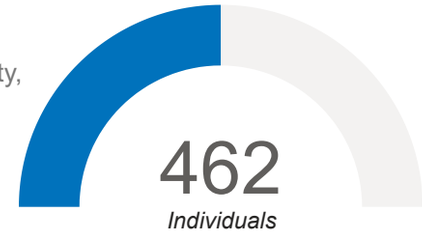

Daily new arrivals

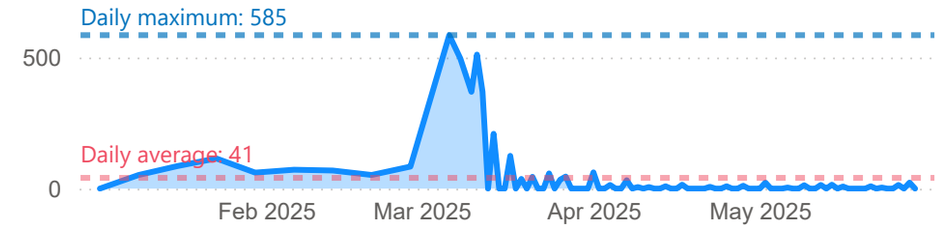

Sector	Indicator	Indicator Description / Standard	Target / Standard	Current status	What is being done - Comments	Status
Food	Food (Kilocalories/Person/Day)	2,100 kilo calories - The 2,100 kilocalories per person per day standard ensures basic energy and nutritional needs are met, typically provided through three balanced meals within the centres.	2,100	2,100	New arrivals at this reception centre are receiving 3 hot meals a day.	
Nutrition	Global Acute Malnutrition	< 10%	10	3	GAM is 3% among children in the recption center with 8 (6 moderate and 2 severe) malnourished children identified out of 261children screened. 2 moderately malnourished children were detected among those screened on arrival in the reporting week.	
	Severe Acute Malnutrition Rate	< 2%	2	1	SAM is at 1% among children in the reception center out of the 261 children screened.	
Protection	% Of Persons Individually Registered	100 per cent of the new arrivals should be registered in ProGres V4	100	0	There was no registration of new arrivals during the reporting period as the focus was on clearing the backlog of pending new births registration.	
Shelter	Accomodation Space	3.5 SQM/person (Has holding capacity of 1,230 individuals)	1,230	462	The transit centre is within capacity.	
WASH	Bathing Facilities	One facility per 50 people	9	29	No gap	
	Health Promoters Per Refugees	One for 500	1	4	No gap	
	Latrine Coverage	One latrine stance for 20 persons	23	54	No gap	
	Water Coverage	Min of 15 litres/person/day	15	87	No gap	

Note: *Health indicators are screened at the transit centres and therefore not repeated at the reception centre.*

Indicates that there's a gap *Indicates that there's no gap*