UNHCR Representation in South Sudan
Population Overview of Refugee and Asylum-seeker

(As of 31-May-2025)

Key Figures:

575,886
Total Individuals

148,861
Total Households

391,021
Total Enrollment (5 yrs Above)

As of the end of May 2025, South Sudan hosts 575,886 refugees and asylum-seekers across 148,861 households, settled in 29 locations nationwide. This includes 571,567 registered refugees and 4,319 asylum-seekers. The vast majority—95.0% (543,535 individuals)—are Sudanese refugees, followed by 14,407 (2.5%) from the Democratic Republic of Congo, 6,123 from Ethiopia, 3,493 from Eritrea, 2,842 from Central African Republic, and other nationalities. In response to the ongoing conflict in Sudan, the Government of South Sudan continues to grant prima facie refugee status to those fleeing the country. Among refugees, 22% are women, and 77% are women and children combined.

The asylum-seeker population is smaller and has a distinct demographic profile. Ethiopians with (35.1%) while Eritreans with (35.2%) form the largest groups, followed by Ugandans, Burundians, and Congolese.

The latest data is available on the South Sudan emergency response portal.

State	Total	Percentage	Refugee	Asylum-seeker
Upper Nile	281,784	49%	281,484	300
Ruweng Admin Area	136,003	24%	135,996	7
Central Equatoria	38,550	6%	35,103	3,447
Northern Bahr El Ghazal	25,059	4%	24,614	445
Western Equatoria	18,443	3%	18,342	101
Western Bahr El Ghazal	10,303	2%	10,298	5
Jonglei	2,011	0%	2,011	0
Warrap	1,278	0%	1,278	0
Abyei (Contested)	610	0%	596	14
Others	61,845	11%	61,845	0
Grand Total	**575,886**	**100%**	**571,567**	**4,319**

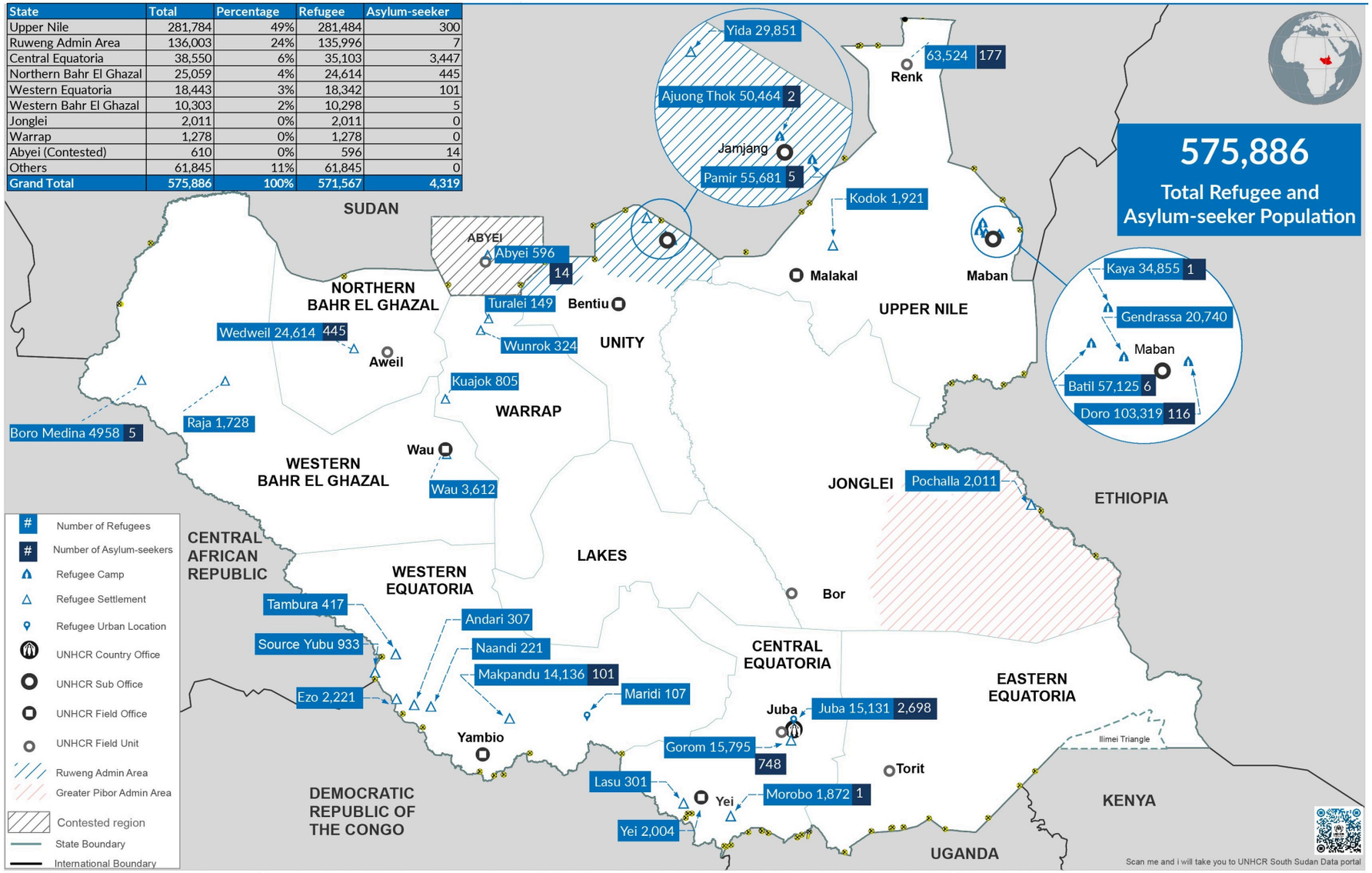

The boundaries and names shown and designations used on this map does not imply official endorsement of or acceptance by the United Nations or UNHCR. Final boundary between the Republic of Sudan and the Republic of South Sudan and final status of Abyei area are not yet determined.

Publish Date: 05 June 2025 **Source**: proGres v4 Cloud **Feedback:** SSDJUODM@unhcr.org

UNHCR Representation in South Sudan
Population Overview of Refugee and Asylum-seeker

(As of 31-May-2025)

Demographics

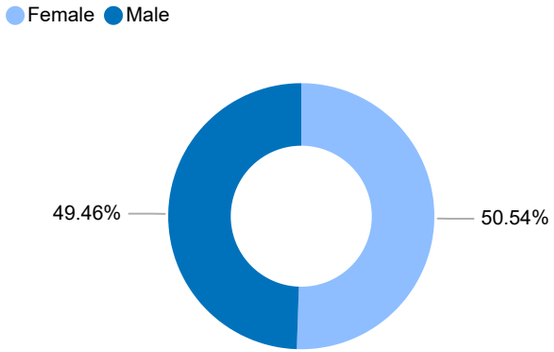

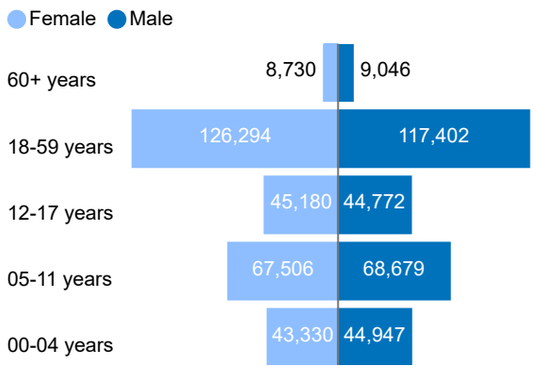

New Registration Trend in the Last Six month

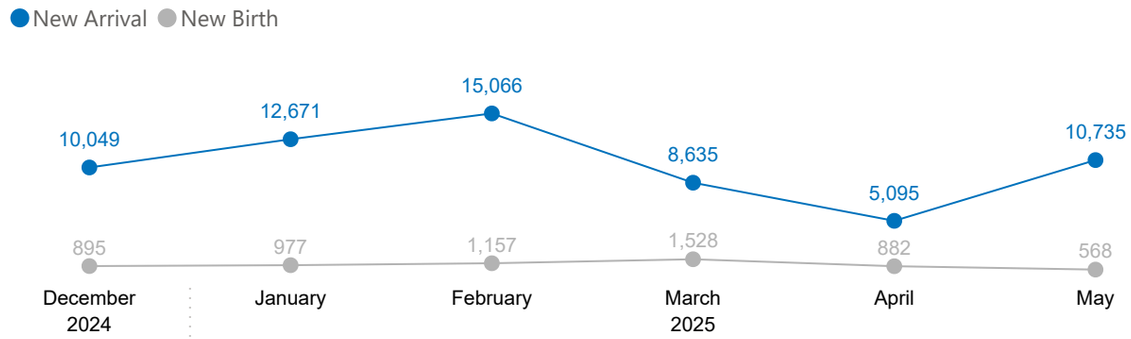

Top (15) Refugees per Location

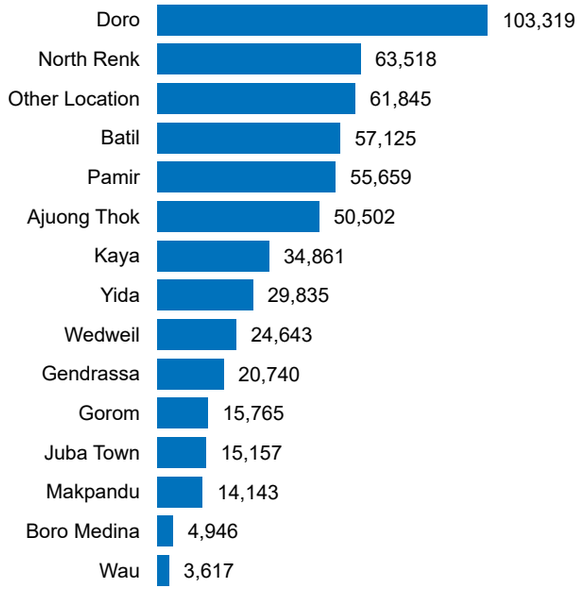

Asylum-seekers per Location

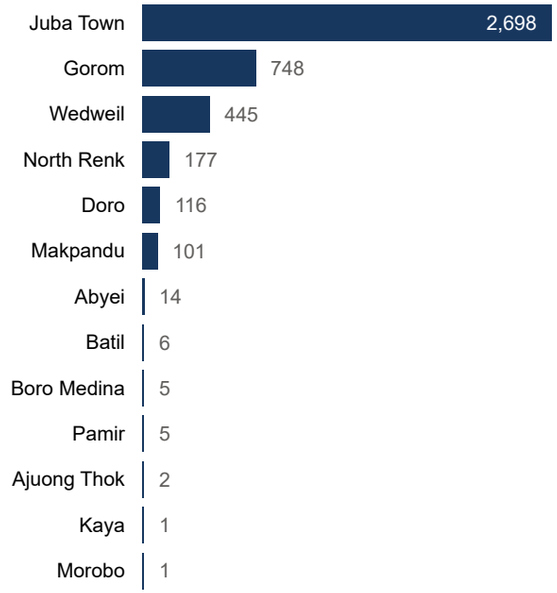

Top (7) Refugees by Country of Origin (COO)



Top (7) Asylum-seekers by COO

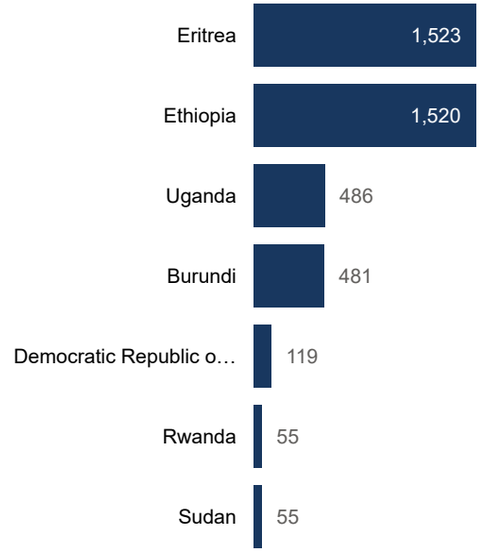

UNHCR Representation in South Sudan
Population Overview of Refugee and Asylum-seeker

(As of 31-May-2025)

Socio-economic Summary

Based on the **575,886** refugees and asylum-seekers registered, women outnumber men, most holding secondary education yet struggling to find work beyond subsistent farming and field labor. Young adults stand as the majority, grappling with the challenges of unemployment and single parenthood. This glimpse of their socio-economic profile hints at their resilience, with every statistic bearing witness to a life uprooted, yearning for the stability of formal employment and a secure future

Top (10) Professional Skills

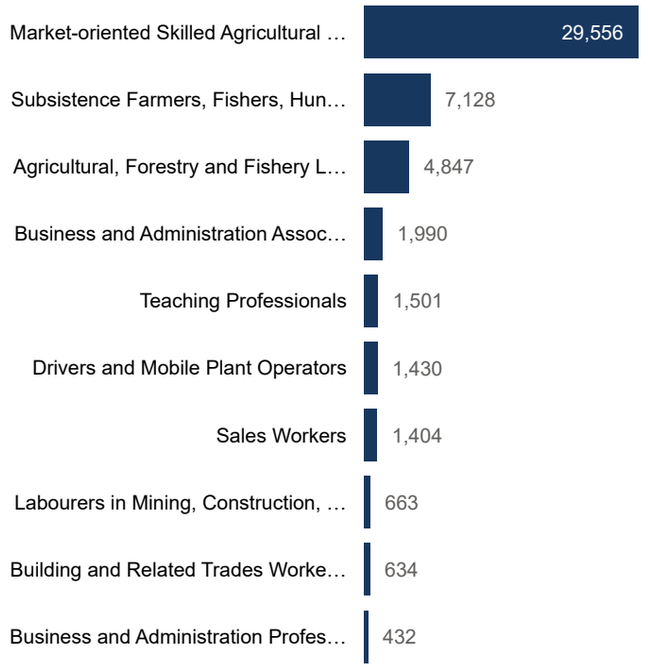

Education Level

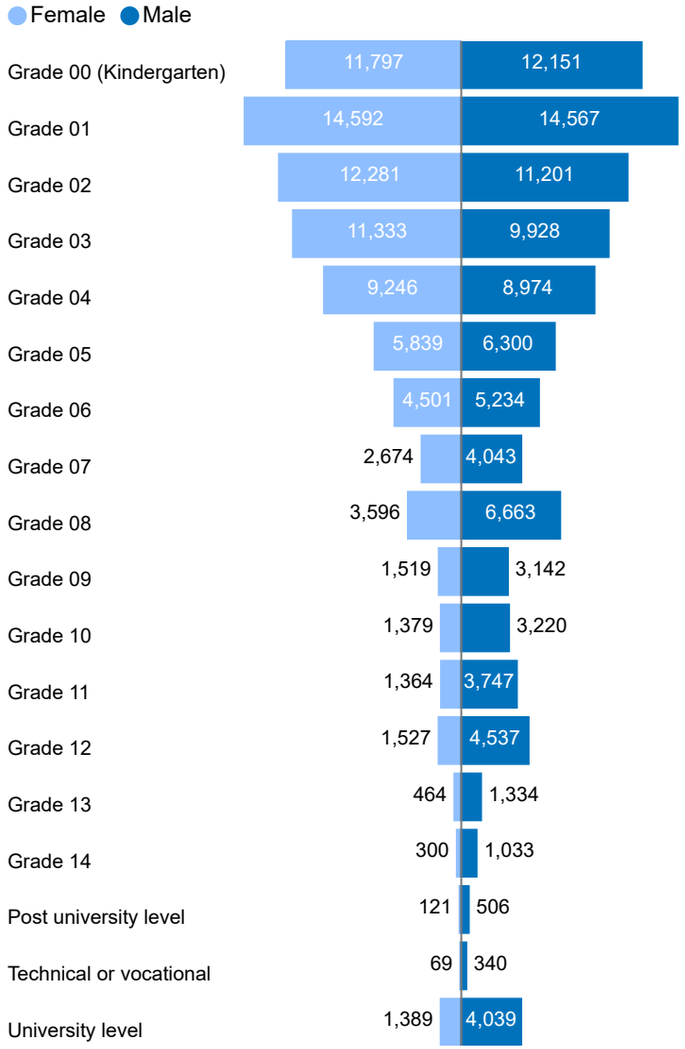

PSN by Age and Gender breakdown

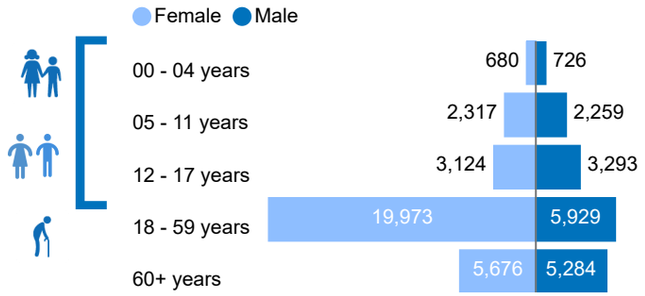

Marital Status

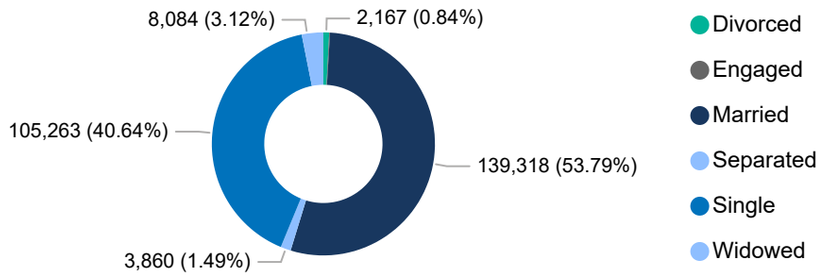
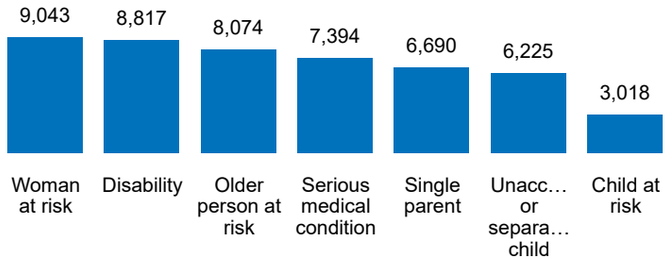
Top (7) Specific Needs