I. Refugees and Asylum Seekers in urban areas

Key Figures

7 303 Refugees and Asylum Seekers

5169 Refugees and Asylum Seekers biométrically registered

6 497 Registered Refugees

806 Asylum Seekers

Age and Gender of Refugee Population

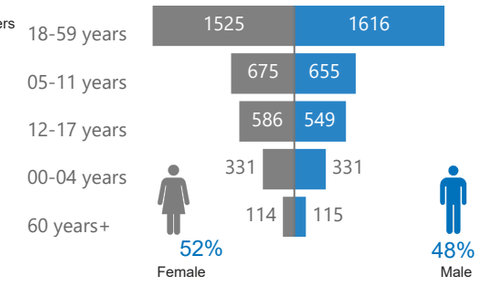

Age and Gender of Asylum Seekers

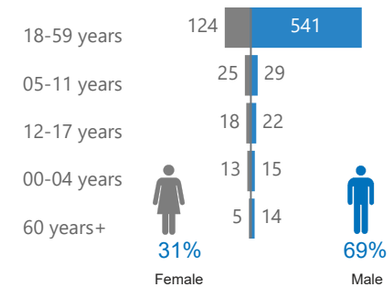

Urbans Asylum Seekers by location

Location	F	M	Total
Bukavu	2	3	5
Goma	20	17	37
Kinshasa	57	78	135
Lubumbashi	106	523	629
Total	**185**	**621**	**806**

Number of Cires	Total
Bukavu	164
Goma	1182
Kinshasa	608
Lubumbashi	1187
Total	**3141**

Urbans Refugees by location

Location	F	M	Total
Bukavu	677	624	1301
Goma	1092	965	2057
Kinshasa	556	563	1119
Lubumbashi	906	1114	2020
Total	**3231**	**3266**	**6497**

Urbans Asylum seekers by country of origin

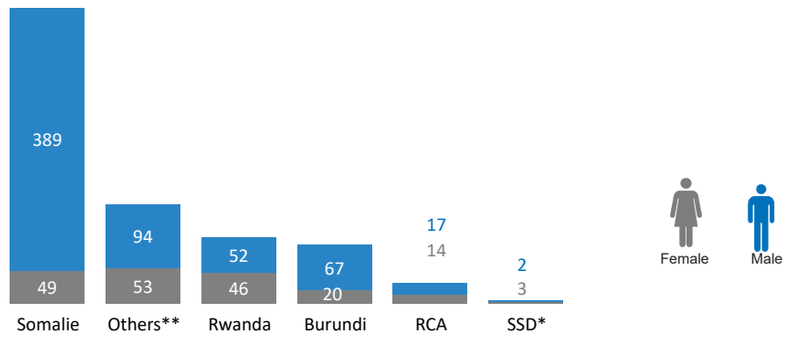

**Syrie(45), Angola(27), République du Congo,(17), Cameroun(5),..

Urbans refugees Profile

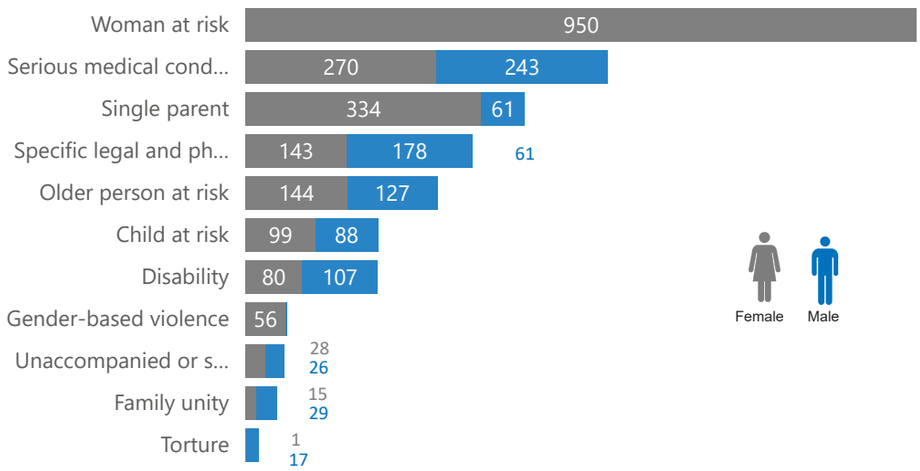

Urbans Refugees by location by country of origin

Location	F	M	Tot
Bukavu	**677**	**624**	**1301**
Burundi	131	156	287
Rwanda	546	468	1014
Goma	**1092**	**965**	**2057**
Burundi	352	299	651
Ouganda	4	1	5
Rwanda	736	665	1401
Kinshasa	**556**	**563**	**1119**
Angola	71	67	138
Burundi	32	27	59
Congo	60	77	137
Erithrée	4	4	8
Liberia	3	2	5
Ouganda	7	11	18
RCA	218	227	445
Rwanda	123	115	238
Sierra Leone	0	1	1
SSD	33	26	59
SUD	1	3	4
Syrie	1	1	2
Tchad	3	2	5
Lubumbashi	**906**	**1114**	**2020**
Burundi	517	694	1211
Cote d'Ivoire	5	4	9
RCA	1	4	5
Rwanda	363	389	752
Somalie	12	10	22
Syrie	8	13	21
Total	**3231**	**3266**	**6497**

Individually recognized refugees living in the cities of Goma, Kinshasa, Lubumbashi and Bukavu are considered urban refugees in the DRCongo. Continuous registration is carried out in these areas. They are all in possession of identity documents issued by the government with UNHCR support.

SSD: South Sudan
SUD: Sudan
RCA: Central African Republic

II. Central African Refugees and Asylum Seekers

Key Figures

207 166 Refugees and Asylum Seekers

149 600 Refugees and Asylum Seekers biometrically registered

207 082 Registered Refugees

84 Asylum Seekers

Age and Gender of Refugee Population

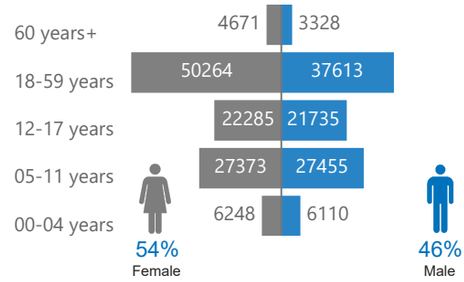

Age and Gender of Asylum Seekers

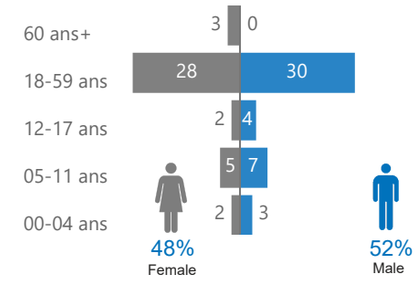

Central African Refugee Population by Type of Location

Rural	In settlements	Urban
154 683	51 949	450
74.7%	25.1%	0.2%

Central african Refugee in settlements

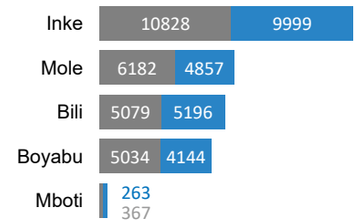

Refugees in the developpement pole

Location	F	M	Total
Modale	3527	3041	6568
nzakara	4799	3924	8723
sidi	2128	2040	4168
wenze	2328	1631	3959
Total	**12782**	**10636**	**23418**

Locations of Central African Refugee Population in DRC

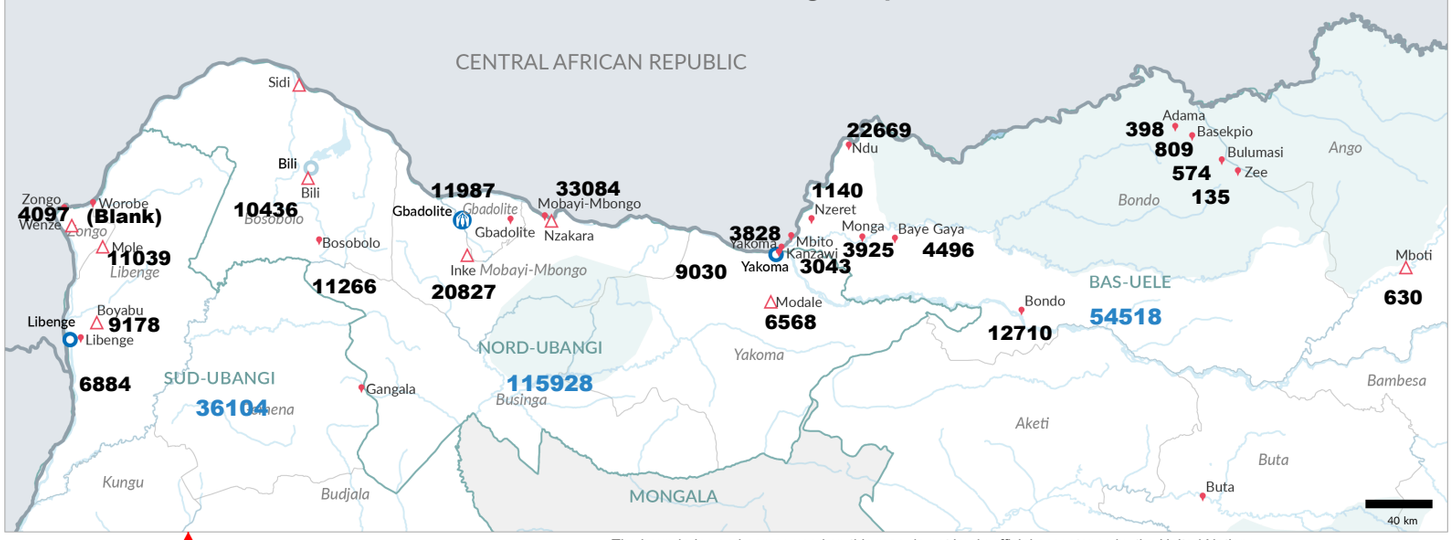

The boundaries and names used on this map do not imply official acceptance by the United Nations.

- Refugee Location
- Refugee Settlement
- UNHCR Sub-Office
- UNHCR Field-Office
- UNHCR Field-Unit
- International Boundary
- Provincial Border
- Other Countries
- Park
- Territorial Border

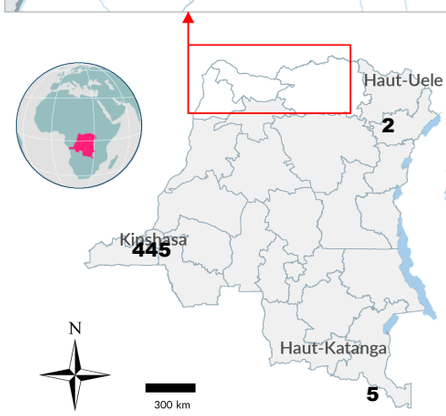

Central African Refugee Population Trend (2025)

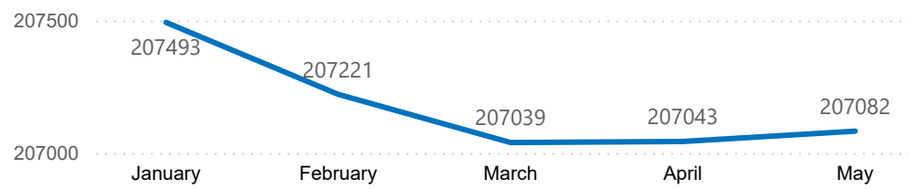

Comments about the figures of Central African refugees

207,166 Central African refugees and asylum seekers in DRC as at 31/5/2025, i.e. **207,082** refugees and **84** asylum seekers with identity documents issued by the government with UNHCR support. This represents a increase of **0.02%** compared with April 2025, following after ongoing registration activities in the Mole, Inke, Boyabu and Bili camps and the Yakoma Site and kinshasa during the month.

III. South Sudanese Refugees and Asylum Seekers

Key Figures

56 033 Reugees and Asylum Seekers

32 924 Refugees and Asylum Seekers biometrically registered

55 569 Registered Refugees

464 Asylum Seekers

Age and Gender of Refugee Population

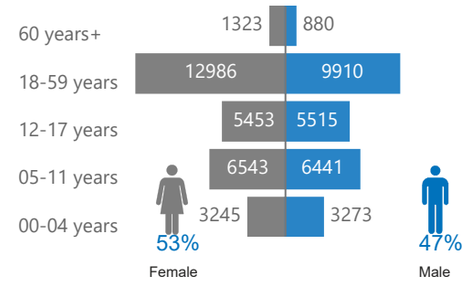

Age and Gender of Asylum Seekers

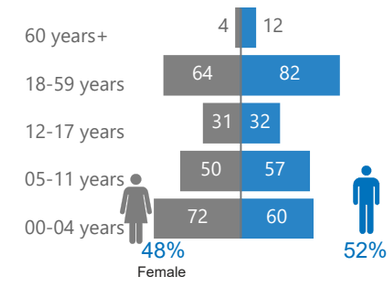

South Sudanese Refugee Population by Type of Location

Rural	In settlements	Urban
19 659	35 851	59
35.38%	64.52%	0.1%

South Sudanese Refugee in settlements

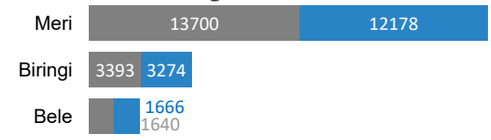

South Sudanese Urban refugee

Location	F	M	Total
Kinshasa	33	26	59
Total	**33**	**26**	**59**

Location of South Sudanese Refugees in DRC

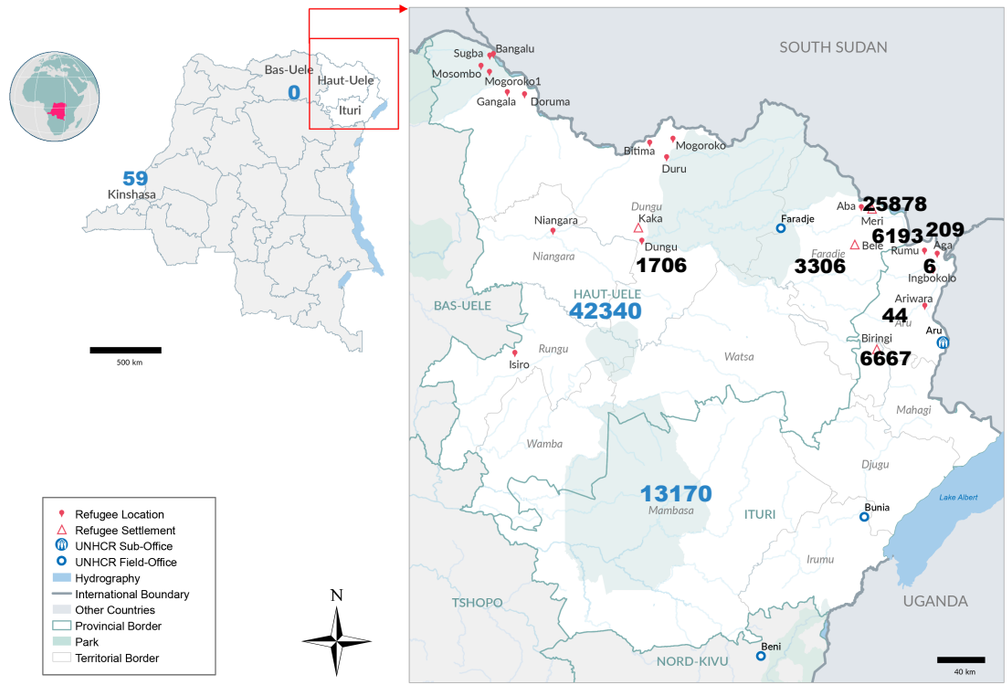

The boundaries and names used on this map do not imply official acceptance by the United Nations.

South Sudanese Refugee Population Trend (2025)

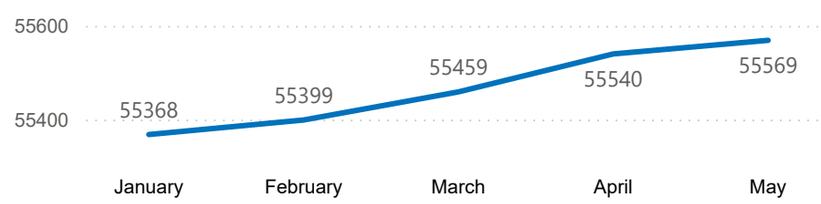

Comments about the figures of South Sudanese refugees

As at 31/5/2025, there were **56,033** South Sudanese refugees and asylum seekers in the DRC with identity documents issued by the government with the support of the UNHCR. There was a **0.24%** increase in the number of refugees observed for refugees after routine registration activities in the Bele, Meri and Biringi Sites.

IV. Burundian Refugees and Asylum Seekers

Key Figures

51 786 Refugees and Asylum Seekers

33 413 Refugees and Asylum Seekers biométrically registered

51 595 Registered Refugees

191 Asylum Seekers

Age and Gender of Refugee Population

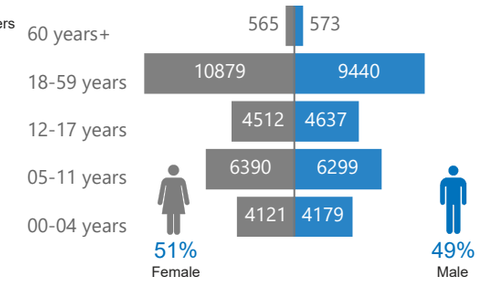

Age and Gender of Asylum Seekers

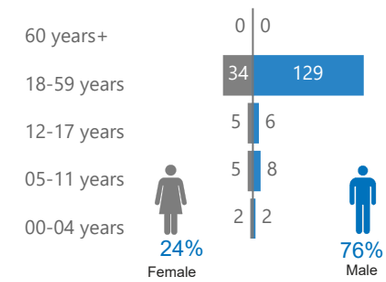

Burundian Refugee Population by Type of Location

Rural	In settlements	Urban
8 058	41 329	2 208
15.62%	80.1%	4.28%

Burundian Refugee in settlements

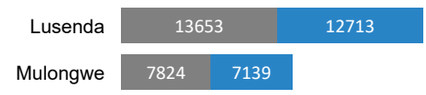

Burudian Urban refugee

Location	F	M
Lubumbashi	517	694
Goma	352	299
Bukavu	131	156
Kinshasa	32	27
Total	**1032**	**1176**

Location of Burundian Refugees in DRC

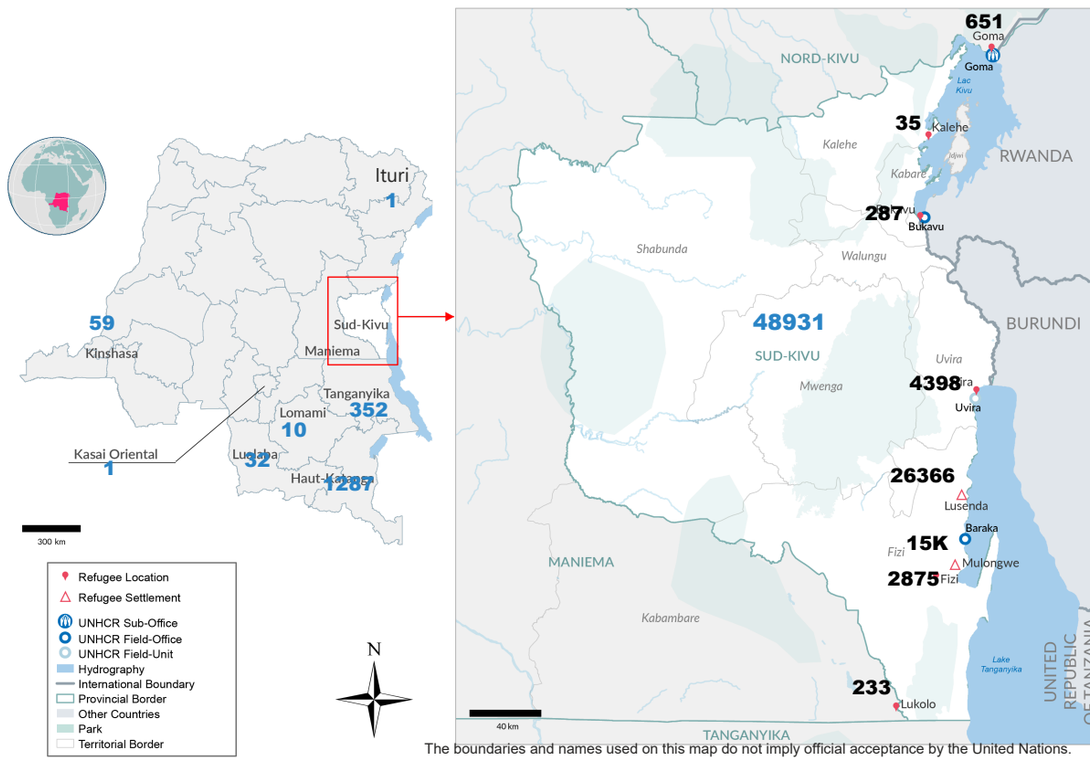

The boundaries and names used on this map do not imply official acceptance by the United Nations.

Burundian Refugee Population Trend (2025)

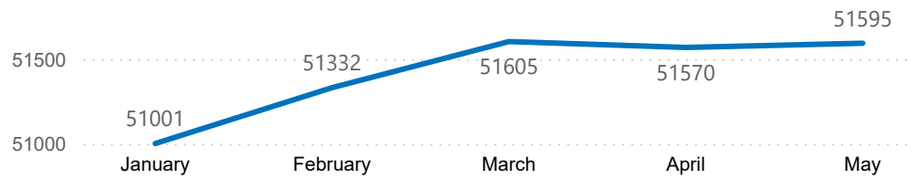

Comments about the figures of Burundian refugees

51,786 Burundian refugees and asylum seekers in the DRC as at 31/5/2025, including **51,595** refugees and **191** asylum seekers. This represents an **0.05%** increase compared with April due to continuous registration operations. All refugees and asylum seekers hold identity documents issued by the government with technical support from UNHCR.

V. Rwandan Refugees and Asylum Seekers

Key Figures

201 443 Refugees and Asylum Seekers

4 910 Refugees and Asylum Seekers biométrically registered

201 302 Registered Refugees

141 Asylum Seekers

Age and Gender of Refugee Population

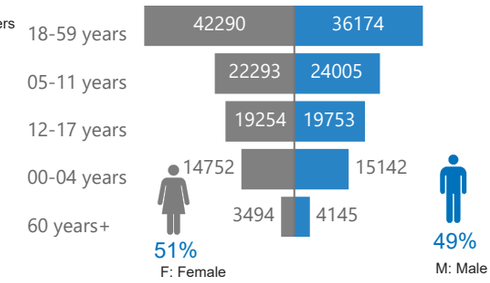

Age and Gender of Asylum Seekers

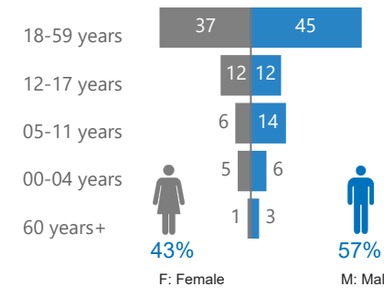

Rwandan Refugee Population by Type of Location

Rural	Urban
197 897	3 405
98.31%	1.69%

Rwandan refugee in province

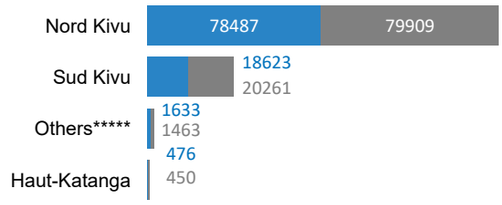

Rwandan Urban refugee

Localisation	F	M
Bukavu	546	468
Goma	736	665
Kinshasa	123	115
Lubumbashi	363	389
Total	**1768**	**1637**

Location of Rwandan Refugees in DRC

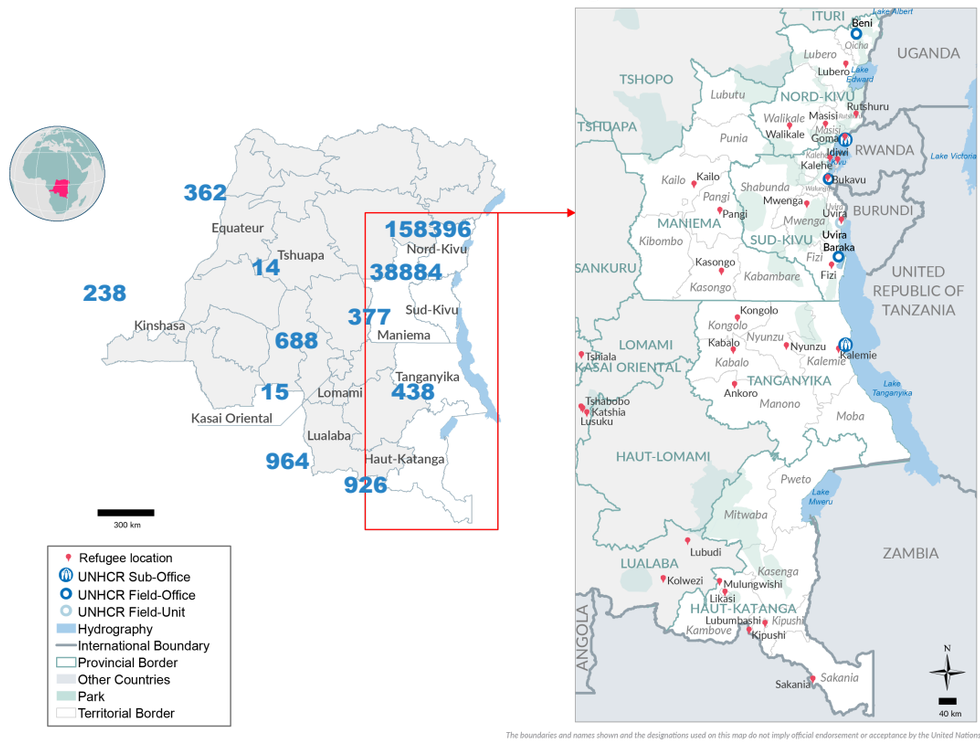

Rwandan Refugee Population Trend (2025)

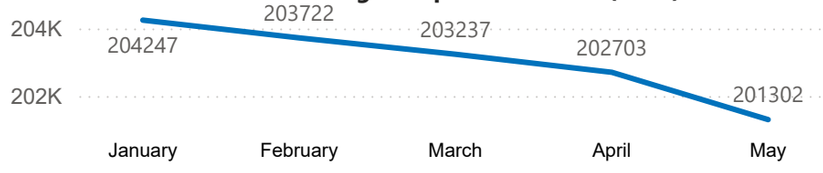

Comments about the figures of Rwandan refugees

The presence of armed groups, military operations and inaccessibility in areas with a high concentration of refugees have made it difficult to finalize the registration of Rwandan refugees in the provinces of North and South Kivu. Ongoing registration is effective in accessible areas. The same applies to the repatriation of Rwandan refugees continues. In 2025, **3.330** Rwandans have been repatriated voluntary to their country.